



GAME 1

SEPTEMBER 3 // 7:30 P.M.

Ben Hill Griffin Stadium
at Steve Spurrier-Florida Field (88,548)



UMass Minutemen // 0-0 No. 25 Florida Gators // 0-0, 0-0 SEC

THE STORYLINE

- Florida begins its 110th season of football with a matchup against UMass, who finished 3-9 in 2015. This is the first-ever meeting between the Gators and Minutemen.
- Florida enters the season ranked in the preseason AP Poll for the first time since 2013. However, UF is the lowest ranked defending SEC East champion, as Missouri previously held that mark by being ranked 24th each of the last two years.
- The Gators finished 2015 with a 10-4 record and won the SEC Eastern Division crown for the first time since 2009 with a 7-1 mark in the conference.
- This year's team returns 50 letterwinners and 16 starters. UF has the third-fewest seniors in the country with 15, behind only Minnesota and Old Dominion with 13.
- Florida has the same offensive coordinator for the second year in a row, as Doug Nussmeier enters year two with the Gators. UF has had a different offensive coordinator for the past three years (2015-Nussmeier, 2014-Roper, 2013-Pease).
- Florida has won its last 26 season openers, which is the longest active streak in the country.
- Redshirt sophomore quarterback Luke Del Rio will be the second transfer quarterback to start a game in program history, the first was Noah Brindise in 1997.
- Del Rio was a walk-on with Alabama in 2013 and saw limited action the following year in his one season at Oregon State. Brindise didn't receive any Division-I offers out of high school and accepted an athletic scholarship from Wingate University, a Division-II program in North Carolina. But the Fort Myers, Fla., native returned to the Sunshine State after his freshman season. Brindise made three career starts at QB for the Gators, with the first on Nov. 8, 1997 vs. Vanderbilt (others were at South Carolina, Nov. 15 and vs. FSU, Nov. 22).
- Florida holds an 82-27 all-time record in season openers, including 67-7 in Gainesville and 52-4 in The Swamp.
- In the 1990s and 2000s, the Gators did not lose a game on Opening Day. Prior to the last two-plus decades, the Gators' best opening-day record came in the 1960s, when they went 9-1 to kick off the season.
- In the Gators' last 10 season-openers, UF has outscored opponents by a combined 453-71 (45.3-7.1 per game).
- UF has scored more than 50 points four times in season openers (61 vs. NMSU-2015; 65 vs. Eastern Michigan-2014; 62 vs. Charleston So.-2009; 56 vs. Hawaii-2008) and held opponents to 10 points or less seven times (0, Eastern Michigan-2014; 6, Toledo-2013; 3, FAU-2011; 3, Charleston So.-2009; 10, Hawaii-2008; 3, Western Kentucky-2007; 7, Southern Miss-2006).
- Saturday's contest is the 11th night game at Steve Spurrier-Florida Field since the start of the 2012 season.

Season-Opening Win Streaks

| (Nation) | (SEC) |
|---------------|----------------------|
| 26 FLORIDA | 26 FLORIDA |
| 17 USC | 14 Alabama, Missouri |
| 15 Ohio State | 13 LSU |

STEVE SPURRIER-FLORIDA FIELD AT BEN HILL GRIFFIN STADIUM

The University of Florida's Board of Trustees voted to add Steve Spurrier's name to Florida Field on June 9, 2016, where he starred as a player in the 1960s and returned in 1990 to begin a 12-year run as head coach and take the program to startling success. Steve Spurrier-Florida Field at Ben Hill Griffin Stadium will be unveiled Sept. 3 when Florida hosts UMass.

Spurrier was aware the University Athletic Association planned to honor him during the 2016 season, but adding his name to the field caught the head ball coach by surprise.

Five decades after he first stepped foot on UF's campus, Spurrier will have his name added to Florida Field, which

was dedicated on Oct. 13, 1934, in memory of servicemen and women who died in World War I.

The Florida icon stepped down as South Carolina's head coach last season to conclude one of the great college football lives the game has known.

Spurrier was inducted in the College Football Hall of Fame in 1986 as a player and is on the 2017 ballot as a coach. Spurrier has enjoyed many great moments at 'The Swamp,' which he nicknamed Florida's home stadium in 1992.

Spurrier led the Gators to their first national championship in 1996 and posted a 122-27-1 record, including a 63-5 record on the field that will now bear his name.

BROADCAST INFORMATION - #UMASSvsUF

SEC Network

Play-by-Play: Tom Hart
Analyst: Andre Ware
Sideline: Cole Cubelic

Gator IMG Sports Network

Play-by-Play: Mick Hubert
Analyst: Lee McGriff
Sideline: Brady Ackerman

MATCHUP AT A GLANCE

| | |
|-------------------|--------------------|
| Overall: | First Ever Meeting |
| Last 10 Meetings: | -- |
| In Gainesville: | -- |
| In Boston: | -- |
| At Neutral Sites: | -- |

FLORIDA (0-0, 0-0 SEC)

Head Coach: Jim McElwain
Record: 32-20 overall (5th year)
10-4 at UF (2nd year)
Rankings: AP - No. 25 | Coaches - No. 25
2015 Record: 10-4, 7-1 SEC

UMASS (0-0)

Head Coach: Mark Whipple
Record: 127-77 overall (19th year)
55-44 at UMass (9th year)
Rankings: Not Ranked
2015 Record: 3-9, 2-6 MAC

2016 SCHEDULE

September (0-0)

| | | |
|----|---------------------|-----------|
| 3 | UMASS (SECN) | 7:30 p.m. |
| 10 | KENTUCKY* (CBS) | 3:30 p.m. |
| 17 | NORTH TEXAS (ESPNU) | 7:30 p.m. |
| 24 | at Tennessee* | |

October (0-0)

| | | |
|----|--------------------|-----------|
| 1 | at Vanderbilt* | |
| 8 | LSU* | |
| 15 | MISSOURI* | |
| 22 | Bye | |
| 29 | vs. Georgia* (CBS) | 3:30 p.m. |

November (0-0)

| | | |
|----|------------------|--|
| 5 | at Arkansas* | |
| 12 | SOUTH CAROLINA* | |
| 19 | PRESBYTERIAN | |
| 26 | at Florida State | |

December

| | | |
|---|---------------------------------|--|
| 3 | SEC Championship (Atlanta, Ga.) | |
|---|---------------------------------|--|

| | | |
|-----------|---------------------|--------------|
| Home: 0-0 | *SEC Games: 0-0 | Neutral: 0-0 |
| Away: 0-0 | Non-Conference: 0-0 | |

FOOTBALL COMMUNICATIONS CONTACTS

Steve McClain Senior Associate Athletics Director
SteveM@gators.ufl.edu

Will Pantages Assistant Director
WillP@gators.ufl.edu

Dan Apple Assistant Director
DanielA@gators.ufl.edu



@GatorsFB // #GoGators

QUICK FACTS

GENERAL INFORMATION

Location: Gainesville, Fla.**Enrollment:** 53,744**President:** Dr. Kent Fuchs**Athletics Director:** Jeremy Foley**Conference:** Southeastern Conference**Nickname:** Gators**Colors:** Orange (PMS 172) & Blue (PMS 287)**Stadium (Capacity):** Ben Hill Griffin Stadium (88,548)**Surface:** Grass**Press Box Number:** (352) 378-9590

COACHING STAFF

Head Coach: Jim McElwain (Eastern Washington, 1983)**Defensive Coordinator:** Geoff Collins (Western Carolina, 1994)**Wide Receivers:** Kerry Dixon II (Hampton, 2004)**Defensive Backs:** Torrian Gray (Virginia Tech, 1996)**Tight Ends/Special Teams Coordinator:** Greg Nord (Kentucky, 1980)**Offensive Coordinator/Quarterbacks:** Doug Nussmeier (Idaho, 1994)**Defensive Line:** Chris Rumph (South Carolina, 1994)**Associate Head Coach/Co-Coordinator/Linebackers:**

Randy Shannon (Miami, 1989)

Running Backs: Tim Skipper (Fresno State, 2001)**Offensive Line:** Mike Summers (Georgetown, 1978)**Director of Strength & Conditioning:** Mike Kent (Fairmont State, 1982)

FOOTBALL HISTORY

All-Time Record: 699-404-40 (109 years)**2015 Record:** 10-4 (7-1, 1st in SEC East)**First Season of Football:** 1906**Bowl Games:** 42 (21-21)**National Championships:** 3 ('96, '06, '08)**SEC Championships:** 8 ('91, '93, '94, '95, '96, '00, '06, '08)

2016 GATOR CAPSULE

Offense: Multiple**Defense:** Multiple

| LETTERWINNERS | Returning: | Lost: |
|---------------|------------|-------|
| Offense: | 24 | 12 |
| Defense: | 21 | 9 |
| Specialty: | 5 | 1 |
| TOTAL: | 50 | 22 |
| STARTERS | Returning: | Lost: |
| Offense: | 6 | 5 |
| Defense: | 6 | 5 |
| Specialty: | 4 | 1 |
| TOTAL: | 16 | 11 |

QUICK HITS

- Florida opens its 110th season of football against UMass on Saturday, Sept. 3 at Steve Spurrier-Florida Field. UF is 82-27 (.752) in season openers, including a 26-0 mark since 1990. The Gators' last loss was a 24-19 setback to Ole Miss in 1989.
- Florida appeared in the SEC Championship game in Atlanta last season after going 7-1 in SEC play and winning the Eastern Division for the 11th time in school history and the first time since 2008. With that, Jim McElwain became the only coach in UF history to lead the Gators to the title game in his debut season.
- McElwain became the 10th coach in SEC history to win 10 games in his first season as head coach last season, and one of only six to do it after inheriting a team that won less than nine games the year prior to his arrival.
- UF has a 39-4 (.906) record while playing in the month of September since the start of the 2005 season.
- Second-year head coaches are 16-5 in the opening game of their second season at the helm. Doug Dickey (1971) was the last to drop the opening game of his second season.
- UF's 12-game 2016 schedule features five teams that played in a bowl last season, five that won at least 8 games (including two that had 10-plus victories) and three that were in the final AP rankings. In addition, Florida plays four teams ranked in the preseason AP Top 25 poll.
- Florida returns 50 letterwinners and 16 starters from the 2015 team that went 10-4 en route to the SEC Eastern Division crown and a perfect 6-0 start to the season.
- UF has scored in 348 consecutive games, a streak that ranks third on the NCAA's all-time list, trailing only Michigan (365, 1984-04) and BYU (361, 1975-03). In addition, it's the longest active streak in the country.
- The Gators return six offensive linemen who have started at least one game at UF: David Sharpe (13), Cam Dillard (11), Martez Ivey (8), Antonio Riles (6) Tyler Jordan (2) and Fred Johnson (2). Last season, Florida only had one, Trip Thurman.

CROSSING PATHS

- UMass has 12 players on its roster from the state of Florida, while UF has zero players from Massachusetts.

- Randy Shannon** – UMass head coach Mark Whipple was the assistant head coach/offensive coordinator/quarterbacks coach under Shannon at the University of Miami for the 2009 and 2010 seasons; UMass passing game coordinator/wide receivers coach Spencer Whipple was a backup quarterback/holder at Miami in 2010, Shannon's final year as head coach.
- Greg Nord** – UMass director of Sports Performance/Head Football Strength and Conditioning Joe Connolly held this same title at Louisville in 2009, when Nord served as running backs coach.

LAST FIVE SEASON OPENERS

- 2015 | Florida 61, NMSU 13** (Gainesville) -- UF's two-quarterback tandem of Treon Harris and Will Grier accounted for 379 passing yards and five touchdowns while helping the Gators crank out 606 yards of offense in Jim McElwain's debut, as the Gators roared to a 61-13 rout of New Mexico State. Florida's 61 points were the most scored by a coach in his first Gators' game, topping the 51 Ron Zook put up in 2002 and the 50 from Steve Spurrier in 1990.
- 2014 | Florida 65, Eastern Michigan 0** (Gainesville) -- The Gators downed Eastern Michigan to the tune of a 65-0 victory as Florida's offense finished with 655 total yards and posted the most points by a UF team since Tim Tebow's 2008 junior season. UF's defense joined in with safety Duke Dawson picking off a pass and returning it 36 yards for a score in the second half to become the first true freshman in school history to return an interception for a touchdown in his first game.
- 2013 | No. 10 Florida 24, Toledo 6** (Gainesville) -- In the first-ever meeting between the Gators and Rockets, a balanced offensive attack led Florida to a season-opening victory. The rushing attack, led by junior Mack Brown, gained 262 yards, while junior Jeff Driskel completed 17-of-22 passes for 153 yards and one touchdown. The Gator defense stymied Toledo's offense all day, allowing just 94 yards in the first half and 205 total. Vernon Hargreaves notched his first career interception in his first-career game.
- 2012 | No. 23 Florida 27, Bowling Green 14** (Gainesville) -- The Gators controlled the clock and used a strong defense to beat the Falcons. After BGSU scored first, UF responded with two touchdowns in the second quarter for a 14-7 halftime lead. Bowling Green tied the game late in the third quarter at 14-14, but Florida scored 13 unanswered points to close it out.
- 2011 | No. 22 Florida 41, FAU 3** (Gainesville) -- UF dominated FAU from start-to-finish en route to a 41-3 victory. Chris Rainey scored three touchdowns in three different ways (a first by a Gator player) one rushing, one receiving and on a blocked-punt return while he and Jeff Demps combined for 271 yards of offense to set the pace. Demps finished with 12 carries for 105 yards and two touchdowns, while also hauling in three passes for 21 yards. Rainey had 11 carries for 79 yards and a score and six receptions for 67 yards and a touchdown. John Brantley finished 21-of-30 passing for 229 yards and a touchdown.

AROUND THE SEC

2015 SEC FINAL STANDINGS

| | Conf. Games | All Games |
|-------------------------|-----------------|------------------|
| Eastern Division | | |
| Florida | 7-1 .875 | 10-4 .714 |
| Tennessee | 5-3 .625 | 9-4 .692 |
| Georgia | 5-3 .625 | 10-3 .769 |
| Vanderbilt | 2-6 .250 | 4-8 .333 |
| Kentucky | 2-6 .250 | 5-7 .417 |
| Missouri | 1-7 .125 | 5-7 .417 |
| South Carolina | 1-7 .125 | 3-9 .250 |
| Western Division | | |
| Alabama | 7-1 .875 | 14-1 .933 |
| Ole Miss | 6-2 .750 | 10-3 .769 |
| Arkansas | 5-3 .625 | 8-5 .615 |
| LSU | 5-3 .625 | 8-5 .615 |
| Texas A&M | 4-4 .500 | 8-5 .615 |
| Mississippi State | 4-4 .500 | 9-4 .692 |
| Auburn | 2-6 .250 | 7-6 .538 |

THIS WEEK'S SCHEDULE

Thursday, Sept. 1

Appalachian State at Tennessee, 7:30 p.m. (SEC Network)

South Carolina at Vanderbilt, 8:00 p.m. (ESPN)

Saturday, Sept. 3

South Alabama at Mississippi State, 12:00 p.m. (SEC Network)

Missouri at West Virginia, 12:00 p.m. (Fox Sports 1)

LSU at Wisconsin, 3:30 p.m. (ABC)

UCLA at Texas A&M, 3:30 p.m. (CBS)

LA Tech at Arkansas, 4:00 p.m. (SEC Network)

Georgia at North Carolina, 5:30 p.m. (ESPN)

UMass at Florida, 7:30 p.m. (SEC Network)

Southern Miss at Kentucky, 7:30 p.m. (ESPN)

USC at Alabama, 8:00 p.m. (ABC)

Clemson at Auburn, 9:00 p.m. (ESPN)

Monday, Sept. 5

Ole Miss at Florida State, 8:00 p.m. (ESPN)

• All times listed – Eastern

GATORZONE ON SUN SPORTS

In its 15th season this fall, GatorZone features all the latest news and information on Gator athletics. Join hosts Jeff Cardozo and Megan Parler every Wednesday at 5:30 pm on Sun Sports as they keep you up-to-date on all things Orange and Blue. Plus, enjoy in-depth coverage of your favorite Gator student-athletes and programs from UF's GatorVision staff, as we highlight their accomplishments both on and off the field. GatorZone - the award-winning show for the Gator Nation.

TRACKING THE OPPONENTS

UMASS (0-0, 0-0)

| | |
|-------|-------------------|
| 9/3 | at Florida |
| 9/10 | Boston College |
| 9/17 | FIU |
| 9/24 | Mississippi State |
| 10/1 | Tulane |
| 10/8 | at Old Dominion |
| 10/15 | LA Tech |
| 10/22 | at South Carolina |
| 10/29 | Wagner |
| 11/5 | at Troy |
| 11/12 | bye |
| 11/19 | at BYU |
| 11/26 | at Hawaii |

KENTUCKY (0-0, 0-0)

| | |
|-------|-------------------|
| 9/3 | Southern Miss |
| 9/10 | at Florida |
| 9/17 | New Mexico State |
| 9/24 | South Carolina |
| 10/1 | at Alabama |
| 10/8 | Vanderbilt |
| 10/15 | bye |
| 10/22 | Mississippi State |
| 10/29 | at Missouri |
| 11/5 | Georgia |
| 11/12 | at Tennessee |
| 11/19 | Austin Peay |
| 11/26 | Louisville |

NORTH TEXAS (0-0, 0-0)

| | |
|-------|---------------------|
| 9/3 | SMU |
| 9/10 | Bethune-Cookman |
| 9/17 | at Florida |
| 9/24 | at Rice |
| 10/1 | Middle Tennessee |
| 10/8 | Marshall |
| 10/15 | bye |
| 10/22 | at Army |
| 10/29 | at UTSA |
| 11/5 | LA Tech |
| 11/12 | at Western Kentucky |
| 11/19 | Southern Miss |
| 11/26 | at UTEP |

TENNESSEE (0-0, 0-0)

| | |
|-------|-------------------|
| 9/1 | Appalachian State |
| 9/10 | Virginia Tech |
| 9/17 | Ohio |
| 9/24 | Florida |
| 10/1 | at Georgia |
| 10/8 | at Texas A&M |
| 10/15 | Alabama |
| 10/22 | bye |
| 10/29 | at South Carolina |
| 11/5 | Tennessee Tech |
| 11/12 | Kentucky |
| 11/19 | Missouri |
| 11/26 | at Vanderbilt |

VANDERBILT (0-0, 0-0)

| | |
|-------|---------------------|
| 9/1 | South Carolina |
| 9/10 | Middle Tennessee |
| 9/17 | at Georgia Tech |
| 9/24 | at Western Kentucky |
| 10/1 | Florida |
| 10/8 | at Kentucky |
| 10/15 | at Georgia |
| 10/22 | Tennessee State |
| 10/29 | bye |
| 11/5 | at Auburn |
| 11/12 | at Missouri |
| 11/19 | Ole Miss |
| 11/26 | Tennessee |

LSU (0-0, 0-0)

| | |
|-------|--------------------|
| 9/3 | Wisconsin |
| 9/10 | Jacksonville State |
| 9/17 | Mississippi State |
| 9/24 | at Auburn |
| 10/1 | Missouri |
| 10/8 | at Florida |
| 10/15 | Southern Miss |
| 10/22 | Ole Miss |
| 10/29 | bye |
| 11/5 | Alabama |
| 11/12 | at Arkansas |
| 11/19 | South Alabama |
| 11/24 | at Texas A&M |

MISSOURI (0-0, 0-0)

| | |
|-------|-------------------|
| 9/3 | at West Virginia |
| 9/10 | Eastern Michigan |
| 9/17 | Georgia |
| 9/24 | Delaware State |
| 10/1 | at LSU |
| 10/8 | bye |
| 10/15 | at Florida |
| 10/22 | Middle Tennessee |
| 10/29 | Kentucky |
| 11/5 | at South Carolina |
| 11/12 | Vanderbilt |
| 11/19 | at Tennessee |
| 11/25 | Arkansas |

GEORGIA (0-0, 0-0)

| | |
|-------|-------------------|
| 9/3 | North Carolina |
| 9/10 | Nicholls State |
| 9/17 | at Missouri |
| 9/24 | at Ole Miss |
| 10/1 | Tennessee |
| 10/8 | at South Carolina |
| 10/15 | Vanderbilt |
| 10/22 | bye |
| 10/29 | vs. Florida |
| 11/5 | at Kentucky |
| 11/12 | Auburn |
| 11/19 | LA-Lafayette |
| 11/26 | Georgia Tech |

ARKANSAS (0-0, 0-0)

| | |
|-------|----------------------|
| 9/3 | LA Tech |
| 9/10 | at TCU |
| 9/17 | Texas State |
| 9/24 | Texas A&M |
| 10/1 | Alcorn State |
| 10/8 | Alabama |
| 10/15 | Ole Miss |
| 10/22 | at Auburn |
| 10/29 | bye |
| 11/5 | Florida |
| 11/12 | LSU |
| 11/19 | at Mississippi State |
| 11/25 | at Missouri |

SOUTH CAROLINA (0-0, 0-0)

| | |
|-------|----------------------|
| 9/1 | at Vanderbilt |
| 9/10 | at Mississippi State |
| 9/17 | East Carolina |
| 9/24 | at Kentucky |
| 10/1 | Texas A&M |
| 10/8 | Georgia |
| 10/15 | bye |
| 10/22 | UMass |
| 10/29 | Tennessee |
| 11/5 | Missouri |
| 11/12 | at Florida |
| 11/19 | Western Carolina |
| 11/26 | at Clemson |

PRESBYTERIAN (0-0, 0-0)

| | |
|-------|------------------------|
| 9/1 | at Central Michigan |
| 9/10 | at Chattanooga |
| 9/17 | at Campbell |
| 9/24 | Florida Tech |
| 10/1 | bye |
| 10/8 | at Gardner-Webb |
| 10/13 | Monmouth |
| 10/22 | at Charleston-Southern |
| 10/29 | Coastal Carolina |
| 11/5 | Liberty |
| 11/12 | at Kennesaw State |
| 11/19 | at Florida |

FLORIDA STATE (0-0, 0-0)

| | |
|-------|---------------------|
| 9/5 | Ole Miss |
| 9/10 | Charleston Southern |
| 9/17 | at Louisville |
| 9/24 | at USF |
| 10/1 | North Carolina |
| 10/8 | at Miami (FL) |
| 10/15 | Wake Forest |
| 10/22 | bye |
| 10/29 | Clemson |
| 11/5 | at NC State |
| 11/11 | Boston College |
| 11/19 | at Syracuse |
| 11/26 | Florida |

COMBINED RECORD OF OPPONENTS: 0-0 (.000)

STAT COMPARISON (2015 SEASON)

| Florida Stats | Rank (NCAA/SEC) | UMass Stats | Rank (NCAA) |
|---------------|-----------------|---------------------------------|-------------|
| 126.9 | 112/13 | Rushing Offense 142.3 | 102 |
| 207.1 | 87/8 | Passing Offense 257.5 | 37 |
| 128.03 | 72/8 | Pass Eff. 115.95 | 102 |
| 334.0 | 111/12 | Total Offense 399.8 | 65 |
| 23.2 | 100/11 | Scoring Offense 22.2 | 108 |
| 128.1 | 25/5 | Rushing Defense 192.9 | 94 |
| 182.1 | 13/4 | Pass Defense 254.9 | 96 |
| 111.36 | 17/4 | Pass Eff. Defense 134.91 | 84 |
| 310.2 | 8/4 | Total Defense 447.8 | 103 |
| 18.3 | 11/4 | Scoring Defense 31.4 | 92 |
| 42.10 | 3/1 | Net Punting 37.09 | 73 |
| 13.94 | 12/3 | Punt Returns 8.14 | 67 |
| 21.00 | 68/7 | Kickoff Returns 20.62 | 78 |
| +57 | 27/3 | Turnover Margin -0.08 | 79 |
| 2.86 | 15/2 | Sacks 1.25 | 116 |
| 7.2 | 23/5 | Tackles for Loss 5.6 | 81 |
| 3.29 | 121/14 | Sacks Allowed 2.42 | 86 |

INDIVIDUAL STAT LEADERS

RUSHING

| Florida | G | Att | Yds | Avg | TD | YPG |
|---------|----|-----|-------|-----|----|------|
| Taylor | 14 | 259 | 1,035 | 4.0 | 13 | 73.9 |
| Harris | 12 | 96 | 238 | 2.5 | 0 | 19.8 |

| UMass | G | Att | Yds | Avg | TD | YPG |
|--------|----|-----|-----|-----|----|------|
| Young | 12 | 152 | 960 | 6.3 | 7 | 80.0 |
| Wilson | 12 | 88 | 390 | 4.4 | 6 | 32.5 |

PASSING

| Florida | C-A-I | Pct | Yds | TD | YPG | Rate |
|---------|-----------|------|------|----|-------|--------|
| Harris | 119-235-6 | 50.6 | 1676 | 9 | 139.7 | 118.08 |
| Grier | 106-161-3 | 65.8 | 1204 | 10 | 200.7 | 145.43 |

| UMass | C-A-I | Pct | Yds | TD | YPG | Rate |
|------------|------------|------|------|----|-------|--------|
| Frohnappel | 266-472-13 | 56.4 | 2919 | 16 | 243.2 | 113.98 |
| Comis | 15-21-0 | 71.4 | 171 | 2 | 28.5 | 171.26 |

RECEIVING

| Florida | G | Rec | Yds | Avg | TD | YPG |
|----------|----|-----|-----|------|----|------|
| Robinson | 13 | 48 | 522 | 10.9 | 2 | 40.2 |
| McGee | 13 | 41 | 381 | 9.3 | 4 | 29.3 |
| Callaway | 14 | 35 | 678 | 19.4 | 4 | 48.4 |

| UMass | G | Rec | Yds | Avg | TD | YPG |
|--------|----|-----|------|-------|----|-------|
| Sharpe | 12 | 111 | 1319 | 11.9 | 5 | 109.9 |
| Mills | 10 | 33 | 477 | 14.5 | 3 | 47.7 |
| Michel | 9 | 31 | 370 | 11.9. | 4 | 41.1 |

DEFENSE

| Florida | UT-AT-TT | TFL | Sk | QBH | Int | PBU | FF-FR |
|----------|-----------|------|-----|-----|-----|-----|-------|
| Morrison | 42-61-103 | 12.0 | 2.5 | 3 | 0 | 1 | 1-0 |
| Davis | 46-52-98 | 11.0 | 3.5 | 7 | 1 | 4 | 1-0 |
| Neal | 51-45-96 | 3.5 | 2.0 | 1 | 1 | 1 | 1-0 |

| UMass | UT-AT-TT | TFL | Sk | QBH | Int | PBU | FF-FR |
|-------------|-----------|-----|-----|-----|-----|-----|-------|
| Santos-Knox | 44-87-131 | 9.0 | 3.5 | 0 | 1 | 3 | 1-0 |
| Huber | 39-56-95 | 2.5 | 0 | 0 | 0 | 0 | 2-0 |
| Colton | 43-47-90 | 5.0 | 0 | 0 | 2 | 3 | 0-0 |

SITUATIONAL RECORDS

| | Under McElwain | Since 1990 |
|---------------------------------|----------------|------------|
| Opponent scores < 21 | 9-0 | 204-11 |
| Rushing for 150+ yards | 3-0 | 152-14 |
| Rushing for < 150 yards | 7-4 | 95-68-1 |
| Rushing for 100+ yards | 8-2 | 221-40 |
| Rushing for < 100 yards | 2-2 | 28-42-1 |
| Opp. rushes for < 100 yards | 5-0 | 146-12-1 |
| Player rushes for 100+ yards | 3-1 | 110-12 |
| Out-rushing opponent | 8-0 | 206-20 |
| Out-rushed by opponent | 2-4 | 43-63-1 |
| Scoring first | 9-1 | 177-26 |
| Opponent scores first | 1-3 | 71-56-1 |
| Leading at the half | 7-0 | 220-16-1 |
| Tied or Trailing at the half | 3-4 | 28-65 |
| Blocking a punt | 0-0 | 45-6 |
| Playing in the state of Florida | 7-2 | 171-45-1 |
| Playing in Gainesville | 6-1 | 141-25 |
| Playing in Jacksonville | 1-0 | 20-6 |
| Playing in Miami | 0-0 | 1-2 |
| Playing in Orlando | 0-1 | 2-4 |
| Playing in Tallahassee | 0-0 | 4-8-1 |
| Opp. is unranked at game time | 9-0 | 174-16 |
| Opp. is ranked at game time | 1-4 | 83-62-1 |

DID YOU KNOW??

Florida's last four head coaches have posted a combined 42-10 (.808) mark in their second season at the helm.

ON THIS DATE: SEPT. 3, 1983

FLORIDA 28, MIAMI 3 (Gainesville, Fla.) -- Florida made it two in a row against Miami as quarterback Wayne Peace threw two short TD passes to fullback Joe Henderson for early touchdowns en route to a 28-3 opening-game victory. Peace completed his first eight passes of the game, including scoring strikes of two and six yards to Henderson, who made his first collegiate start. Peace finished the contest 18-of-32 for 146 yards, two touchdowns and no interceptions. In the second half, Florida's special teams proved to be the difference. Punter Dave Nardone, a transfer from Maine, helped the Gator cause with three punts which were downed inside the 10-yard line. Defensively, transfer linebacker Mark Korff (eight tackles, seven assists), middle guard Tim Newton (nine tackles, two assists) and Tony Lilly (eight tackles, one assist and one interception) led a unit which limited the Hurricanes to a net 75 yards on the ground and forced seven turnovers.

POLLS (PRESEASON)

ASSOCIATED PRESS

| Rk. | School | Record |
|-----|------------------|------------|
| 1. | Alabama(33) | 0-0 |
| 2. | Clemson(16) | 0-0 |
| 3. | Oklahoma(4) | 0-0 |
| 4. | Florida State(5) | 0-0 |
| 5. | LSU(1) | 0-0 |
| 6. | Ohio State(1) | 0-0 |
| 7. | Michigan(1) | 0-0 |
| 8. | Stanford | 0-0 |
| 9. | Tennessee | 0-0 |
| 10. | Notre Dame | 0-0 |
| 11. | Ole Miss | 0-0 |
| 12. | Michigan State | 0-0 |
| 13. | TCU | 0-0 |
| 14. | Washington | 0-0 |
| 15. | Houston | 0-0 |
| 16. | UCLA | 0-0 |
| 17. | Iowa | 0-0 |
| 18. | Georgia | 0-0 |
| 19. | Louisville | 0-0 |
| 20. | USC | 0-0 |
| 21. | Oklahoma State | 0-0 |
| 22. | North Carolina | 0-0 |
| 23. | Baylor | 0-0 |
| 24. | Oregon | 0-0 |
| 25. | Florida | 0-0 |

USA TODAY/AMWAY COACHES

| Rk. | School | Record |
|-----|------------------|------------|
| 1. | Alabama(55) | 0-0 |
| 2. | Clemson(7) | 0-0 |
| 3. | Oklahoma | 0-0 |
| 4. | Florida State(1) | 0-0 |
| 5. | Ohio State | 0-0 |
| 6. | LSU | 0-0 |
| 7. | Stanford | 0-0 |
| 8. | Michigan | 0-0 |
| 9. | Notre Dame | 0-0 |
| 10. | Tennessee(1) | 0-0 |
| 11. | Michigan State | 0-0 |
| 12. | Ole Miss | 0-0 |
| 13. | Houston | 0-0 |
| 14. | TCU | 0-0 |
| 15. | Iowa | 0-0 |
| 16. | Georgia | 0-0 |
| 17. | USC | 0-0 |
| 18. | Washington | 0-0 |
| 19. | Oklahoma State | 0-0 |
| 20. | North Carolina | 0-0 |
| 21. | Baylor | 0-0 |
| 22. | Oregon | 0-0 |
| 23. | Louisville | 0-0 |
| 24. | UCLA | 0-0 |
| 25. | Florida | 0-0 |

(First-place votes)

Bold indicates UF opponent

OFFENSE

WR

- 81 Antonio Callaway**
5-11 • 197 • SO
- 10 Josh Hammond**
6-1 • 186 • FR
- 18 C.J. Worton**
6-0 • 196 • JR

LT

- 78 David Sharpe**
6-6 • 357 • JR
- 53 Kavaris Harkless**
6-5 • 310 • R-SO

LG

- 73 Martez Ivey**
6-5 • 305 • SO
- 66 Nick Buchanan**
6-2 • 301 • R-FR
- or-**
- 67 Brandon Sandifer**
6-3 • 323 • R-FR

C

- 54 Cam Dillard**
6-4 • 313 • R-JR
- 59 T.J. McCoy**
6-1 • 308 • R-FR

RG

- 64 Tyler Jordan**
6-4 • 309 • SO
- 68 Richerd Desir-Jones**
6-4 • 292 • R-FR

RT

- 74 Fred Johnson**
6-6 • 311 • SO
- 65 Jawaan Taylor**
6-5 • 340 • FR

WR

- 4 Brandon Powell**
5-9 • 184 • JR
- 5 Ahmad Fulwood**
6-4 • 208 • SR

TE

- 30 DeAndre Goolsby**
6-4 • 244 • JR
- 82 Moral Stephens**
6-3 • 249 • R-SO
- or-**
- 84 Camrin Knight**
6-3 • 246 • SO

QB

- 14 Luke Del Rio**
6-1 • 211 • R-SO
- 12 Austin Appleby**
6-4 • 240 • GR
- 13 Feleipe Franks**
6-6 • 219 • FR
- or-**
- 11 Kyle Trask**
6-4 • 238 • FR

RB

- 25 Jordan Scarlett**
5-10 • 213 • SO
- or-**
- 24 Mark Thompson**
6-2 • 237 • R-JR
- or-**
- 32 Jordan Cronkrite**
5-11 • 204 • SO
- 37 Mark Herndon**
5-9 • 203 • R-SR
- 29 Lamical Perine**
5-11 • 220 • FR

WR

- 9 Dre Massey**
5-9 • 180 • JR
- 4 Brandon Powell**
5-9 • 184 • JR
- 16 Freddie Swain**
6-0 • 186 • FR

DEFENSE

CB

- 6 Quincy Wilson**
6-1 • 213 • JR
- 23 Chauncey Gardiner**
5-11 • 204 • FR

DE

- 94 Bryan Cox, Jr.**
6-3 • 269 • R-SR
- 95 Keivonnis Davis**
6-4 • 241 • SO
- or-**
- 97 Justus Reed**
6-3 • 241 • R-SO

NT

- 91 Joey Ivie**
6-3 • 301 • SR
- 54 Khairi Clark**
6-2 • 319 • R-SO

DT

- 57 Caleb Brantley**
6-2 • 297 • R-JR
- 96 Cece Jefferson**
6-1 • 261 • SO
- or-**
- 93 Taven Bryan**
6-5 • 293 • R-SO

DE

- 17 Jordan Sherit**
6-4 • 254 • R-JR
- 92 Jabari Zuninga**
6-3 • 245 • R-FR
- 99 Jachai Polite**
6-2 • 271 • FR

CB

- 7 Duke Dawson**
5-10 • 208 • JR
- 35 Joseph Putu**
6-2 • 195 • JR

NICKEL

- 7 Duke Dawson**
5-10 • 208 • JR
- 14 Chris Williamson**
5-11 • 191 • SO

SLB

- 13 Daniel McMillian**
6-1 • 223 • SR
- 50 Jeremiah Moon**
6-4 • 218 • FR

MLB

- 40 Jarrad Davis**
6-2 • 238 • SR
- 33 David Reese**
6-0 • 244 • FR

WLB

- 34 Alex Anzalone**
6-3 • 241 • R-JR
- 28 Kylan Johnson**
6-1 • 216 • R-FR
- 11 Vosean Joseph**
6-1 • 226 • FR

SAFETY

- 8 Nick Washington**
6-0 • 197 • R-JR
- or-**
- 26 Marcell Harris**
6-1 • 211 • R-JR

SAFETY

- 20 Marcus Maye**
6-0 • 216 • R-SR
- 29 Jeawon Taylor**
6-0 • 187 • FR

SPECIAL TEAMS

| | | | | | |
|------------|----|------------------|------|-----|------|
| K | 15 | Eddy Pineiro | 6-0 | 173 | R-SO |
| | 98 | Jorge Powell | 5-10 | 177 | R-SO |
| P | 19 | Johnny Townsend | 6-1 | 211 | R-JR |
| KOR | 9 | Dre Massey | 5-9 | 180 | JR |
| | 4 | Brandon Powell | 5-9 | 184 | JR |
| PR | 81 | Antonio Callaway | 5-11 | 197 | SO |
| | 4 | Brandon Powell | 5-9 | 184 | JR |
| LS | 41 | Ryan Farr | 6-0 | 223 | SO |
| H | 19 | Johnny Townsend | 6-1 | 211 | R-JR |

OPENING DAY SUPERLATIVES

FLORIDA TEAM RECORDS (1982-2015)

| | High | Year, Opponent | Low | Year, Opponent |
|-----------------------|---------------|-------------------------------|---------------|-----------------------------------|
| Final Score | 70 | 1994, New Mexico | 4 | 1987, Miami |
| 1st Quarter | 28 | 1994, New Mexico | 0 | 3x (last 2010, Miami OH) |
| 2nd Quarter | 28 | 5x (last 2009, Charleston So) | 0 | 2x (last 1987, Miami) |
| Half | 56 | 1994, New Mexico | 2 | 1987, Miami |
| 3rd Quarter | 28 | 2008 Hawaii | 0 | 5x (last 2010, Miami OH) |
| 4th Quarter | 35 | 1988, Montana State | 0 | 6x (last 2013, Toledo) |
| First Downs | 36 | 1999, Western Michigan | 12 | 2010, Miami OH |
| Rushing Attempts | 51 | 1989, Ole Miss | 9 | 2002, UAB |
| Net Yds. Rushing | 369 | 2009, Charleston Southern | 42 | 1987, Miami |
| Net Yds. Passing | 430 | 2001, Marshall | 113 | 2010, Miami OH |
| Passes Attempted | 50 | 2000, Ball State | 17 | 2008, Hawaii |
| Passes Completed | 33 | 2014, Eastern Michigan | 10 | 2008, Hawaii |
| Had Intercepted | 4 | 2x (last 2008, Hawaii) | 0 | 12x (last 2015, New Mexico State) |
| Total Offensive Plays | 87 | 3x (last 1999, Western Mich) | 54 | 2007, Western Kentucky |
| Total Net Yds. | 655 | 2014, Eastern Michigan | 212 | 2010 Miami OH |
| Avg. Gain Per Play | 10.4 | 2009, Charleston Southern | 3.1 | 1987, Miami |
| Fumbles Number | 8 | 3x (last 2010, Miami OH) | 0 | 8x (last 2015, New Mexico State) |
| Fumbles Lost | 3 | 3x (last 2010, Miami OH) | 0 | 17x (last 2015, New Mexico State) |
| Penalties Number | 15 | 1996, SW Louisiana | 1 | 2015, New Mexico State |
| Penalty Yards | 117 | 1996, SW Louisiana | 10 | 2015, New Mexico State |
| Punts | 6 | 4x (last 1997, Southern Miss) | 0 | 2011, FAU |
| Punt Yards | 264 | 1983, Miami | 0 | 2011, FAU |
| Avg. Per Punt | 53 | 2008 Hawaii | 19 | 1996, SW Louisiana |
| Punt Returns | 10 | 2003 San Jose State | 0 | 3x (last 1999, Western Mich) |
| Punt Return Yds. | 184 | 2003 San Jose State | 0 | 3x (last 1999, Western Mich) |
| Kickoff Returns | 6 | 1999, Western Michigan | 0 | 3x (last 2014, Eastern Michigan) |
| Kickoff Return Yards | 131 | 2009, Charleston Southern | 0 | 3x (last 2014, Eastern Michigan) |
| Interceptions | 4 | 2x (last 2010, Miami OH) | 0 | 11x (last 2011, FAU) |
| Interception Yards | 114 | 1996, SW Louisiana | 0 | 12x (last 2011, FAU) |
| Possession Time | 39:48:00 | 2013, Toledo | 22:26 | 2009, Charleston So |
| 3rd-Down Conv. | 8 of 11 (73%) | 1986, Georgia Southern | 5 of 38 (13%) | 1996, SW Louisiana |
| 4th -Down Conv. | 100% | 8x (last 2015, NMSU) | 0 of 1 (0%) | 2x (last 2009, Charleston So) |

FLORIDA INDIVIDUAL RECORDS (1982-2015)

| | High | Player | Year, Opponent |
|---------------------|------|------------------------------|---|
| Rushing - Att. | 33 | E. Rhett | 1992, Kentucky |
| Rushing - Net | 193 | E. Rhett | 1992, Kentucky |
| Rushing - TD | 3 | E. Graham; E. Smith | 2001, Marshall; 1988, Miami |
| Rushing - Lg. | 76t | C. Rainey | 2009, Charleston Southern |
| Passing - Att. | 47 | S. Matthews | 1992, Kentucky |
| Passing - Cmp. | 31 | J. Driskel | 2014, Eastern Michigan |
| Passing - Int. | 3 | D. Johnson; K. Bell | 1997, Southern Miss; 1987, Miami |
| Passing - Yds. | 375 | R. Grossman | 2001, Marshall |
| Passing - TD | 7 | T. Dean | 1994, New Mexico State |
| Passing - Long | 78 | T. Harris | 2014, Eastern Michigan |
| Passing - Sck | 5 | K. Bell | 1987, Miami |
| Receiving - No. | 10 | C. Jackson | 2005, Wyoming |
| Receiving - Yds. | 246 | T. Jacobs | 2002, UAB |
| Receiving - TD | 4 | J. Jackson | 1994, New Mexico State |
| Receiving - Long | 78 | M. Herndon | 2014, Eastern Michigan |
| Punting - No. | 6 | R. Stevenson | 1987, Southern Miss |
| Punting - Yds. | 247 | J. McAndrew | 1987, Miami |
| Punting - Avg. | 53.0 | C. Henry | 2008, Hawaii |
| Punting - Long | 62 | S. Edge | 1991, San Jose State |
| Punt Returns - No. | 6 | K. Ratliff | 2003 San Jose State |
| Punt Returns - Yds. | 110 | K. Ratliff | 2003 San Jose State |
| Punt Returns - Lg. | 74t | B. James | 2008, Hawaii |
| Kick Returns - No. | 3 | R. Anthony | 1995, Houston |
| Kick Returns - Yds. | 92 | R. Anthony | 1995, Houston |
| Kick Returns - Lg. | 85t | B. James | 2009, Charleston Southern |
| Int. Returns - No. | 2 | F. Weary; T. Brown; A. Black | 1996, Southwestern Louisiana/2008, Hawaii |
| Int. Returns - Yds. | 80 | A. Black | 2008, Hawaii |
| Int. Returns - Lg. | 80t | A. Black | 2008, Hawaii |
| FG Attempts | 4 | J. Francis | 1989, Ole Miss |
| FG Made | 3 | F. Velez | 2x (last 2014, Eastern Michigan) |
| FG Long | 53 | C. Perkins | 1983, Miami |

OPPONENT TEAM RECORDS (1982-2015)

| | High | Year, Opponent | Low | Year, Opponent |
|-----------------------|---------------|--------------------------------|--------------|-----------------------------------|
| Final Score | 32 | 1984, Miami | 0 | 5x (last 2014, Eastern Michigan) |
| 1st Quarter | 14 | 1985, Houston | 0 | 18x (last 2015, New Mexico State) |
| 2nd Quarter | 20 | 1999, Western Mich. | 0 | 16x (last 2014, Eastern Michigan) |
| Half | 21 | 1994, New Mexico | 0 | 10x (last 2014, Eastern Michigan) |
| 3rd Quarter | 14 | 2x (last 1996, SW Louisiana) | 0 | 15x (last 2015, New Mexico State) |
| 4th Quarter | 14 | 2x (last 1986, Georgia So.) | 0 | 20x (last 2015, New Mexico State) |
| First Downs | 34 | 1994, New Mexico | 7 | 2x (last 2014, Eastern Michigan) |
| Rushing Attempts | 51 | 1998, The Citadel | 22 | 2x (last 2015, New Mexico State) |
| Net Yds. Rushing | 177 | 1995, Houston | 4 | 2010, Miami OH |
| Net Yds. Passing | 405 | 1999, Western Mich. | 13 | 1993, Arkansas State |
| Passes Attempted | 52 | 2012, Bowling Green | 8 | 1993, Arkansas State |
| Passes Completed | 28 | 2009, Charleston So. | 3 | 1993, Arkansas State |
| Had Intercepted | 4 | 2x (last 2010, Miami OH) | 0 | 13x (last 2011, FAU) |
| Total Offensive Plays | 79 | 2x (last 2012, Bowling Green) | 51 | 2x (last 2015, New Mexico State) |
| Total Net Yds. | 471 | 1991, San Jose State | 89 | 1993, Arkansas State |
| Avg. Gain Per Play | 6.9 | 1999, Western Michigan | 1.65 | 1993, Arkansas State |
| Fumbles Number | 5 | 4x (last 1991, San Jose State) | 0 | 8x (last 2015, New Mexico State) |
| Fumbles Lost | 3 | 3x (last 1999, Western Mich.) | 0 | 8x (last 2015, New Mexico State) |
| Penalties Number | 14 | 1984, Miami | 1 | 2015, New Mexico State |
| Penalty Yards | 94 | 1991, San Jose State | 9 | 2015, New Mexico State |
| Punts | 12 | 2x (last 2003, Eastern Mich.) | 2 | 2x (last 1987, Miami) |
| Punt Yards | 488 | 1993, Arkansas State | 83 | 1985, Houston |
| Avg. Per Punt | 46 | 1982, Miami | 27 | 1994, New Mexico |
| Punt Returns | 6 | 1987, Miami | 0 | 10x (last 2015, New Mexico State) |
| Punt Return Yds. | 40 | 1997, Southern Mississippi | -2 | 2008, Hawaii |
| Kickoff Returns | 11 | 1994, New Mexico | 0 | 2x (last 1990, Oklahoma State) |
| Kickoff Return Yards | 213 | 1994, New Mexico | 0 | 1982, Miami |
| Interceptions | 4 | 1987, Miami | 0 | 13x (last 2015, New Mexico State) |
| Interception Yards | 77 | 1989, Ole Miss | 0 | 17x (last 2015, New Mexico State) |
| Fumble Returns | 3 | 2x (last 1996, SW Louisiana) | 0 | 20x (last 2015, New Mexico State) |
| Possession Time | 37:34:00 | 2009, Charleston Southern | 12:36 | 1998, The Citadel |
| 3rd-Down Conv. | 7 of 16 (44%) | 1995, Houston | 1 of 13 (7%) | 2013, Toledo |

OPPONENT INDIVIDUAL RECORDS (1982-2015)

| | High | Player | Year, Opponent |
|---------------------|------|------------------------|--|
| Rushing - Att. | 26 | T. Ham | 1986, Southern Georgia |
| Rushing - Net | 122 | A. Smith | 1995, Houston |
| Rushing - TD | 1 | Several | |
| Rushing - Lg. | 38 | C. West | 1995, Houston |
| Passing - Att. | 49 | M. Schilz | 2012, Bowling Green |
| Passing - Cmp. | 27 | B. Leftwich | 2001, Marshall |
| Passing - Int. | 4 | J. Delhomme | 1996, Southwestern Louisiana |
| Passing - Yds. | 405 | T. Lester | 1999, Western Michigan |
| Passing - TD | 3 | C. Ledbetter | 1994, New Mexico State |
| Passing - Long | 79 | J. Delhomme | 1996, Southwestern Louisiana |
| Passing - Sck | 5 | B. Leftwich | 2001, Marshall |
| Receiving - No. | 11 | N. Smith / A. Robinson | 1984, Miami / 2010, Miami OH |
| Receiving - Yds. | 166 | S. Neal | 1999, Western Michigan |
| Receiving - TD | 3 | L. Davis | 1994, New Mexico State |
| Receiving - Long | 77 | L. James | 1995, Houston |
| Punting - No. | 11 | K. Richardson | 1993, Arkansas State |
| Punting - Yds. | 450 | K. Richardson | 1993, Arkansas State |
| Punting - Avg. | 45.9 | V. Penza | 2013, Toledo |
| Punting - Long | 59 | M. Groody | 2011, FAU |
| Punt Returns - No. | 6 | C. Gary | 1987, Miami |
| Punt Returns - Yds. | 40 | S. Gideon | 1997, Southern Miss |
| Punt Returns - Lg. | 22 | E. Ramirez / T. Riley | 1994, New Mexico State / 2004, E. Michigan |
| Kick Returns - No. | 7 | G. Stevenson | 2009, Charleston Southern |
| Kick Returns - Yds. | 132 | T. Allen | 2014, Eastern Michigan |
| Kick Returns - Lg. | 66 | J. Bouknight | 2005, Wyoming |
| Int. Returns - No. | 2 | 4 players | |
| Int. Returns - Yds. | 77 | C. Godwin | 1989, Ole Miss |
| Int. Returns - Lg. | 60 | E. Nunlee | 1999, Western Michigan |
| FG Attempts | 4 | G. Cox/T. Cook | 1984, Miami/ 2010 Miami OH |
| FG Made | 4 | G. Cox/T. Cook | 1984, Miami/ 2010 Miami OH |
| FG Long | 50 | D. Pelfrey | 1992, Kentucky |

- Florida ranked second in the SEC and tied for 22nd in the FBS with a +8 turnover margin last season. When winning or tying the turnover battle since 2011, the Gators are 35-9. When losing the turnover battle, UF is 4-16 during that span.

Florida T0 Margin (from 1996-2015)

In 188 Wins +152; In 68 Losses -66

- Last season, the Gators converted at least 50 percent of their third downs in four games (New Mexico State, No. 3 Ole Miss, Vanderbilt, No. 14 Michigan) for the first time since 2010, when they accomplished that feat in five games.
- UF ranked tied for 21st among FBS teams in fourth down conversions (14--UF's second-highest total since 1996) and were 14th in fourth down conversion percentage (51.9) among FBS teams with 25 attempts last year.
- Last year the Gators became just the fifth team since 2008 to win 10 games when averaging 23.2 or less points per game. And they were the first SEC team since Vanderbilt (2008) to score 23.2 or less points per game and post a winning record.

OFFENSIVE LINE

- UF's offensive line enters its third season under **MIKE SUMMERS**, the only holdover from Will Muschamp's staff.
- Florida returns 42 combined starts on its o-line from a season ago, compared to last season when UF only returned 10.
- The Gators started the same five offensive linemen (including returners **CAM DILLARD**, **ANTONIO RILES**, and **DAVID SHARPE**) at the same five positions in their first six games last season, marking the first time since 2008 they achieved such continuity.

RUSHING

- The Gators' running back corps is tasked with replacing last year's immense production from **KELVIN TAYLOR**, who became the ninth Gator to rush for 1,000 yards in a season, tied the fifth-highest single-season rushing touchdowns (13) total in UF history, and amassed the second-most carries (259) by a Gator in one season.
- In last season's win over South Carolina, **JORDAN CRONKRITE** became the first UF freshman running back since DeShawn Wynn (Sep. 24, 2003) to record a rushing and receiving touchdown in an SEC game.
- With 96 rushing yards in last season's win over Georgia, **JORDAN SCARLETT** became the fifth Gator true freshman since 1996 to rush for 95-plus yards in an SEC game.

PASSING

- 2015 marked the fifth time since 1996, and first time since 2009, Florida threw at least 20 touchdown passes and fewer than 11 interceptions. UF's 405 attempts last season were the most by any of the other Gator teams (2005, 2007, 2008) that accomplished that feat.
- Last season was also the first time since 2009, UF passers threw for 250-plus yards, 2-plus touchdowns, zero picks, and had 15-plus completions in three games (New Mexico State, No. 3 Ole Miss, No. 6 LSU). It was the first time since 2007 two of those games came against SEC foes.

2015 Explosive Passing Plays (TDs in Parentheses; *vs. SEC)

| Year | 20+ | 30+ | 40+ | 20+* | 30+* | 40+* |
|------|---------|---------|--------|--------|--------|-------|
| 2009 | 49 (17) | 19 (10) | 8 (4) | 21 (7) | 7 (3) | 5 (3) |
| 2010 | 30 (6) | 9 (3) | 5 (1) | 22 (4) | 7 (3) | 4 (1) |
| 2011 | 37 (8) | 13 (7) | 9 (6) | 21 (5) | 8 (5) | 5 (4) |
| 2012 | 27 (3) | 11 (3) | 4 (3) | 16 (2) | 7 (2) | 3 (2) |
| 2013 | 22 (1) | 9 (1) | 5 (2) | 13 (0) | 6 (0) | 3 (2) |
| 2014 | 24 (8) | 16 (5) | 12 (4) | 12 (1) | 7 (0) | 4 (0) |
| 2015 | 38 (10) | 20 (10) | 10 (6) | 22 (6) | 14 (6) | 8 (5) |

RECEIVING

- Last season, the Gators had four players with 350-plus receiving yards and 2-plus touchdowns for the first time since 2007, when Percy Harvin, Andre Caldwell, Louis Murphy and Cornelius Ingram all reached those totals.
- Six different Gators had multiple receiving touchdowns last season, the first time since 2008 UF achieved that.
- UF ranked sixth among Power Five conference teams in tight end receiving yards, and was one of seven FBS teams to have its tight ends tally over 730 yards and seven receiving touchdowns last season.
- UF was one of three FBS teams (Louisville, Miami (Fla.) being the others) last season, and the first Gator team since at least 1996, featuring three tight ends with 75+ receiving yards and a touchdown reception.
- Florida's tight ends racked up seven touchdowns last season, accounting for the group's highest total since 2007, when Gator tight ends caught nine touchdowns.
- In addition to being the only FBS player with at least 345 punt return yards and 480 receiving yards last year, **ANTONIO CALLAWAY** became just the third FBS player and only true freshman since 2008 to amass 435-plus punt return yards and 675-plus receiving yards in a season.
- Callaway was also one of five FBS true freshmen with three 100-yard receiving games last season.
- Callaway also joined Oklahoma's Ryan Broyles (2009)

and Central Michigan's Antonio Brown (2008) as the only underclassmen since 2008 with 400-plus punt return yards and 675-plus receiving yards in a season.

- Callaway's 678 receiving yards last season broke UF's true freshman record, previously held by Reidel Anthony (615 yards in 1994).
- Last year, Callaway became the first true freshman in UF history and one of only six SEC true freshmen (Amari Cooper, Alshon Jeffery, Julio Jones, Christian Kirk, Calvin Ridley) since 2006 to post three 100-yard receiving games, including a season-best 112-yard outing (second-most by a UF true freshman) against Tennessee.
- Callaway was one of three FBS true freshmen with two games of 110+ receiving yards and a receiving touchdown against FBS opponents last season; he was one of two SEC players (Alabama's Calvin Ridley was the other) with two such games in league games last year.
- Callaway's team-high 1,211 all-purpose yards on 69 plays last year averaged out to 17.6 yards per play, the fourth-highest mark in UF history and best ever by a Gator freshman (min. 60 plays).
- If Callaway had one more touch to qualify, he would've led the SEC and tied for 11th among FBS players in yards per play.
- Among players with 35-plus receptions in 2015, Callaway's 19.4-yard receiving average led all FBS freshmen, ranked 12th overall in the FBS, and tied Travis McGriff (1998) for the best mark by a Gator since 1996.
- DeANDRE GOOLSBY**'s 16.3 yards per reception last season marked the second-highest receiving average by a Gator tight end (minimum of 15 receptions) since 1996, trailing only Ben Troupe's average of 16.4 yards per catch in 2003.

2015 SEASON OPENER

- Florida amassed over 600 total yards and scored eight offensive touchdowns against New Mexico State, marking the first time since Sept. 12, 2009 (vs. Troy) it reached both of those marks.
- The Gators were a perfect 8-for-8 in the red zone against NMSU, marking the first time since Sep. 8, 2007 (vs. Troy) UF had a 100-percent conversion rate in at least eight trips inside the red zone.
- Of the 14 players who caught a pass against New Mexico State, 10 had multiple receptions--which, in records dating back to 1946, was the first time that ever happened.

FLORIDA'S DEFENSE

- **TORRIAN GRAY**, the newest member of the Florida coaching staff, comes to UF after 10 seasons at Virginia Tech. He coached the Hokies' defensive backs and will do the same at Florida. At VT, Gray's unit allowed only 185.0 passing yards per game, which ranked second in the nation.
- In 2015, UF ranked eighth in the nation and fourth in the Southeastern Conference in total defense, allowing an average of 310.2 yards per game.
- The Gators were the only team in the country to hold four FBS opponents to a third-down conversion rate of less than 17 percent in 2015. Also, Florida was one of three teams to limit two FBS opponents to under 10 percent in the same category.
- UF's 30 touchdowns allowed last season ranked fifth-fewest in the SEC and tied for 16th-fewest among FBS teams.
- Florida ranked third in the SEC in points off turnovers (88) and also converted nine of its 24 interceptions into touchdowns.
- The 2015 Gators tied the 1997 Gators in multi-sack games with 12.
- Florida totaled four-plus sacks in four SEC games, passing the 2012 Gators for the most times a UF team did so in a season since the beginning of the 2010 season.
- Florida's defense had seven-plus tackles for loss in eight games, which tied for the second-most such outings by a UF team since 1993, ranking only behind the 1999 Gators (nine games of seven-plus tackles for loss).
- Of those aforementioned eight outings, five saw the Gators post at least 10 tackles for loss, joining the 1997 Gators as the only UF team since 1993 with five games of 10-plus tackles for loss in a season.
- Last season, UF forced 62 defensive three-and-outs while averaging 3.7 per game.

2015 SEC Defensive 3-and-out leaders

1. Alabama (5.4 /game) -- 38.8% - 81 of 209 drives

2. **FLORIDA (4.43/game) -- 35% - 62 of 177 drives**

- UF ranked second in the SEC and fifth in the country with 40 sacks in 2015, while its 294 sack yards ranked fourth nationally.
- Florida's 40 sacks in 2015 tied the 2009 Gators for the highest total since 1999 (43 sacks) and the sixth-highest total since UF began tracking the statistic in 1980.

| Year | Sacks | Sacks/Gm | Hurries | FF |
|------|-------|----------|---------|----|
| 2005 | 33 | 2.75 | 24 | 12 |
| 2006 | 34 | 2.4 | 34 | 9 |
| 2007 | 29 | 2.23 | 15 | 12 |
| 2008 | 34 | 2.4 | 23 | 8 |
| 2009 | 40 | 2.8 | 26 | 10 |
| 2010 | 21 | 1.62 | 13 | 6 |
| 2011 | 28 | 2.16 | 32 | 11 |
| 2012 | 30 | 2.3 | 32 | 13 |
| 2013 | 19 | 1.6 | 33 | 7 |
| 2014 | 30 | 2.5 | 68 | 17 |
| 2015 | 40 | 2.86 | 42 | 17 |

- For the first time since 2002, three separate Gators finished the season with 95-plus tackles: Antonio Morrison (103), **JARRAD DAVIS** (98), and Keanu Neal (96).

- Against Georgia in 2015, the Gators limited the Bulldogs to just 223 total yards, its fewest in the rivalry since 1991, when Georgia totaled 220 yards. Georgia's 3 points were also the fewest in the series since 1984, when the Gators shut out UGA 27-0.

- Florida opponents converted 209 total first downs (16 per game), which ranked 30th in the FBS and seventh in the SEC.

PASS DEFENSE

- **TEEZ TABOR** and Vernon Hargreaves III were one of nine FBS duos with four interceptions last season. They're also the first pair of Gators to do it since 2008 (Ahmad Black, Brandon Spikes, Major Wright).

- Tabor's 18 passes defended in 2015 tied for 13th among FBS players.

- Tabor is one of 16 FBS players with multiple interception return touchdowns in 2015, as he recorded pick-sixes in wins over East Carolina and Missouri.

- Tabor is only the eighth player in UF history and the first Gator since Brandon Spikes (2009) to post two interception return touchdowns in a season.

- Tabor and **QUINCY WILSON** each recorded interceptions at South Carolina, marking the Gators' 23rd multi-interception game against an FBS opponent since 2010, trailing only Mississippi State (26 games) and tying with LSU for the second-most such performances during that span.

- Dating back to 1996, opponents have averaged under 200 yards passing per game (193.6) against Florida, the fifth-best figure in the nation (excluding FBS newcomers Old Dominion and Appalachian State). Since the start of the 2008 season, the Gators are tied for first among FBS teams in interception return touchdowns (21) and lead the nation in interception return yards (2,245), while ranking fifth in interceptions (136).

Interception Totals Since 2008

| Total INTs..... | INT Return TD | INT Return Yds |
|----------------------------|---------------------------|------------------------|
| Boise St. - 153..... | FLORIDA - 21 | FLORIDA - 2,245 |
| Houston - 142..... | ASU - 21..... | Houston - 2,190 |
| Ohio St. - 138..... | TCU - 21..... | ASU - 2,144 |
| Oregon - 137..... | La Tech - 20..... | IOWA - 2,132 |
| Florida - 136 | Alabama - 19..... | OREGON - 2,124 |

- Since 2011, the UF defense has surrendered 125 passing yards or less 14 times (22.6 percent of games in that span), in addition to allowing 10 or fewer completions in 12 games.

- Florida's 48 passing touchdowns allowed since 2012 is the sixth-fewest nationally.

- Since the 2012 season, opposing quarterbacks have a passer rating of 105.1 against the Gators, the lowest in the country during that time span.

RUSH DEFENSE

- In 2015, Florida's rush defense (128.07 ypg.) ranked 25th in the FBS and fifth in the SEC. Opponents averaged 3.53 yards per carry against UF's rush defense, a figure that ranked tied for 17th among FBS teams and fourth in the SEC.

- The Gators held two opponents last season (East Carolina and South Carolina) under 25 rushing yards, a feat last accomplished by the 2006 Gators, who held three teams to less than 25 rushing yards. Overall, Florida held five opponents under 75 rushing yards last year and three of those performances came in SEC play, which ranks second only to the 1997 Gators for the most times that's been done in a season since 1996.

- The -13 rushing yards that Florida allowed East Carolina last season was the fewest rushing yards the Gators have given up since 1998, when Louisiana-Monroe was held to -36 rushing yards. It's also the fifth-lowest total allowed by an FBS team, lowest total allowed by an SEC team in 2015 and fourth-lowest total allowed in UF history.

- Florida's rush defense (128.07 ypg.) ranked 25th in the FBS and fifth in the SEC. Opponents averaged 3.53 yards per carry against UF's rush defense, a figure that ranked tied for 17th among FBS teams and fourth in the SEC.

- The Gators have allowed less than 100 yards rushing in 12 of their last 25 games going back to the start of 2014.

- Florida held five opponents under 75 rushing yards in 2015, the most times that's been done since 2006.

BY THE NUMBERS

- 2** UF has **two** graduates on its roster... Alex Anzalone & transfer QB Austin Appleby, who earned his degree from Purdue.
- 5:1** Jim McElwain quarterbacks have a **5:1** TD:INT ratio from 2008-2015. (Total: 84 TD - 16 INT)
- 6** For the first time since 2008, **six** different Gators collected multiple receiving touchdowns a season ago.
- 7** UF had **seven** players drafted in 2016, which was the 13th time in program lore that at least seven Gators were picked.
- 8** UF finished the 2015 season ranked **eighth** nationally (third in the SEC) in total defense, allowing just 310.2 yards per game.
- 10** McElwain won **10** games last year, and became the first coach in program history to accomplish the feat in their first year.
- 11** UF has had **11** straight years with a kickoff or punt for a TD... That's tied w/ K-State & OK State for the nation's longest streak.
- 13** Since 2011, Florida has allowed opposing offense to complete 10 or fewer passes in a game **13** times.
- 21** Florida has **21** interception return touchdowns since 2008 — tied with TCU for the most during that span.
- 22** Over the last eight years of Coach McElwain's coaching career, the tight ends have caught **22%** of his quarterback's passes.
- 23.2** In 2015, Florida became the fifth team since 2008 to win 10 games when averaging **23.2** points per game or less.
- 24** Since 2000, **24** true freshman offensive linemen have played in 151 games and made 37 starts.
- 26** Florida has the longest opening day winning streak in the country at **26** games.
- 28** In UF history, only **28** true freshman have played on the o-line on opening day. 14 of those 28 came in the past 10 seasons.
- 42** Florida returns **42** combined starts on its o-line from a season ago, compared to last season when UF only returned 10.
- 45.4** In 2015, Johnny Townsend averaged **45.4** yards on 83 punts, which ranked third in the country and first in the SEC.
- 48** Since 2012, UF's **48** passing touchdowns allowed is the lowest total in the nation among Power 5 teams.
- 87** Since 2010, UF has thrown just **87** TD passes. Only five schools have thrown fewer among Power 5 teams.
- 207.1** UF averaged **207.1** passing yards per game last season. That was Florida's highest mark since 2009.
- 733** Florida's tight ends had **733** receiving yards last season, which ranked 12th nationally and sixth among Power 5 teams.

FLORIDA'S SPECIAL TEAMS

PUNTING

- Redshirt junior **JOHNNY TOWNSEND** will return this season as the Gators' punter. In 2015, Townsend appeared in all 14 games, and tallied 83 punts for an average of 45.4 yards.
- Townsend placed 30 punts inside the 20 and has 29 boots of over 50 yards, including a career-high tying long of 61 yards against Tennessee and Michigan. His 45.4 average sits second all-time in program history (Kyle Christy - 45.8, 2012).
- Townsend's 51.8 punting average was the best mark in the 24-year history of the SEC Championship Game, and it ranks as the fourth-best average in school history for a single game (min. 7 punts).
- UF ranked third in the nation and first in the SEC in 2015 for net punting with 3,765 punt yards off of 84 punts.

RETURN GAME

- **ANTONIO CALLAWAY** is back for his sophomore season after he returned 28 punts for the Gators in 2015 and averaged 15.5 yards per return with two TDs. Callaway was just the third true freshman since 2008 to total 400-plus punt return yards, average 15.54 yards per punt return, and tally two punt return touchdowns in a season. The other two were Nebraska's De'Mornay Pierson-El (2014) and North Carolina's Ryan Switzer (2013).
- Callaway's 435 punt return yards last year are the second-most ever recorded by a Gator in a single season, second only to Jacquez Green, who had 510 yards on 37 returns.
- Callaway finished the 2015 season ranked third in the FBS in punt return yards (435) and is one of 12 players in the country with at least two return TDs.
- Callaway's two punt return TDs last year tied the single-season school record that is shared by Brandon James (2008), Lito Shepard (2000), Jacquez Green (1997, 1996), Steve Tannen (1968) and Loran Broadus (1948). Of that group, Callaway is the only one to do it as a true freshman.
- **BRANDON POWELL** is back this season as well after returning 24 of 33 kickoffs for UF in 2015 and tallied an average of 21.2 yards with a long of 71.

- **DRE MASSEY** will compete with both players for returns throughout the season.

- Florida has returned either a kickoff or punt for a TD for 11 straight seasons dating back to 2005, with 13 total punt return TDs during that span (including blocked punts).

Consecutive Years of Returning a Kick for a TD

1. **FLORIDA**.....**11**
- Kansas State 11
- Oklahoma State..... 11

KICKING

- **EDDY PINEIRO** will look to handle the kicking duties this year. Pineiro only played seven games in his high school career, primarily handling kickoff duties and extra points
- Pineiro attended ASA Community College in Miami prior to enrolling at Florida on a football scholarship.
- **JORGE POWELL** returns this season after suffering a season-ending injury in week seven last season. Powell will compete with Pineiro throughout this season.
- Powell won the Gators place-kicking job a few weeks into the 2015 season and handled those duties during Florida's wins over Tennessee and Ole Miss.
- Powell went 2 for 2 on his first two career field goal attempts vs. Ole Miss, after not registering an attempt against Tennessee.

COVERAGE UNITS

- Florida ranked third in the conference and 12th in the country in punt return defense last season, as its opponents are only averaging 3.50 yards per return.

GAME-WINNING FIELD GOALS IN UF HISTORY

(2:30 or less remaining in the game)

| Name | Date | Opp. | Distance | Time | Final |
|-----------------|----------|-------------|----------|------|-------|
| Austin Hardin | 11/7/15 | Vanderbilt | 43 | 2:22 | 9-6 |
| Chas Henry | 10/30/10 | Georgia | 37 | OT | 34-31 |
| Caleb Sturgis | 10/17/09 | Arkansas | 27 | :09 | 23-20 |
| Matt Leach | 11/1/03 | Georgia | 33 | :33 | 16-13 |
| Arden Czyzewski | 10/7/89 | LSU | 41 | :00 | 16-13 |
| Brian Clark | 11/15/80 | Kentucky | 34 | N/A | 17-15 |
| Wayne Barfield | 11/11/67 | Georgia | 31 | N/A | 17-16 |
| Steve Spurrier | 10/29/66 | Auburn | 40 | 2:12 | 30-27 |
| Bob Lyle | 9/26/64 | Miss. State | 41 | :00 | 16-13 |
| Billy Cash | 10/22/60 | LSU | 35 | N/A | 13-10 |

GATORS IN THE SWAMP

ON THE FIELD

- Florida's .849 (141-25) winning percentage at Ben Hill Griffin Stadium at Florida Field since 1990 is third in the nation.
Best Home Winning Percentage (nation - since 1990)
1. Florida State..... 130-20-1861
2. Nebraska..... 149-26851
3. FLORIDA 141-24849
4. Kansas State..... 137-30-1815
5. Texas A&M..... 125-37-1767
- Here is how the Gators' record breaks down at home since 1990:
Overall..... 141-25
SEC..... 73-17
SEC East..... 47-6
SEC West 27-11
Non-Conference..... 67-8
Top-25 Teams 26-15
Top-10 Teams..... 15-8
Top-5 Teams 11-6
Unranked Teams 114-10
At Night (6 p.m. or later) 45-12
- Since 1990, Florida has outscored its opponents by a combined 6,338 to 2,610 at home, putting the average outcome at 38.2 to 15.7 in favor of the Gators and making the average outcome a 22.5-point win.
- The Gators had two significant winning streaks at The Swamp in the 1990s: a 23-game streak from 1990-93 and a 30-game streak from 1994-99. In 154 home games from 1990-2015, UF has scored 31 or more points 105 times and held its opponent to 14 or less points 91 times.
- With a 7-0 performance in The Swamp in 2012, the Gators matched the 2006 and 2009 squads in finishing with the most wins at home in a season. Florida will look to achieve that same mark next week when it hosts Florida State.

IN THE STANDS

- Florida broke its single-game attendance record in 2015, drawing 90,907 to The Swamp for the Nov. 28 showdown against Florida State. It marked the largest crowd ever to watch a football game in the state of Florida. The state has hosted 14 Super Bowls, three BCS national title games and has featured 18 bowl games that included a team that went on to win at least a share of the national title.
- Florida drew 90,227 fans for the head coach Jim McElwain's debut against New Mexico State, which was the largest opening-day crowd since 2009.
- Florida had six 90,000-plus crowds in six of its home games this season, which marks UF's most since 2010.
- UF sold-out its student season tickets for the entire 2015 season prior to week two of the season.
- The crowd of 90,907 for the UF-FSU game on Nov. 28, 2009, is the second-highest single-game total in school history.
- UF set a school attendance record during the 2009 season, averaging 90,635 per game, which ranked ninth in the nation. That broke the previous standard, set in 2008 when the Gators averaged 90,544. Florida averaged a crowd of 90,065 at home during the 2015 season.
- The largest crowd for a home opener at The Swamp was 90,707 in UF's 2005 win over Wyoming in Urban Meyer's first game as head coach of the Gators. The 2009 opener (90,621) was the second-largest.

TITLE CENTRAL

Florida is one of four schools to win three outright national titles since 1990. The 2006 and 2008 championships were won in the BCS National Championship Game, and Florida was the unanimous pick in all four major polls in 1996.

NATIONAL TITLES (SINCE 1990)

| Team | Years | Titles |
|----------------|------------------------------|----------|
| Alabama | 1992, 2009, 2011, 2012, 2015 | 5 |
| FLORIDA | 1996, 2006, 2008 | 3 |
| Florida State | 1993, 1999, 2013 | 3 |
| Nebraska | 1994, 1995, 1997* | 3 |
| LSU | 2003*, 2007 | 2 |
| Miami (Fla.) | 1991*, 2001 | 2 |
| Ohio State | 2002, 2014 | 2 |
| Southern Cal | 2003*, 2004 | 2 |

*Split title

SEC CHAMPIONSHIP GAME WINS

| | |
|-------------------|----------|
| FLORIDA | 7 |
| Alabama | 6 |
| LSU | 4 |
| Auburn | 3 |
| Georgia/Tennessee | 2 |

SEC CHAMPIONSHIP GAME APPEARANCES

| | |
|-------------------------|-----------|
| FLORIDA | 11 |
| Alabama | 10 |
| Georgia/LSU/Tennessee | 5 |
| Auburn | 5 |
| Arkansas | 3 |
| Missouri | 2 |
| Ole Miss/South Carolina | 1 |

COLLEGE LEADERS SINCE 1990

| | |
|-------------------|------------|
| WINS | |
| 1. Ohio State | 257 |
| 2. FLORIDA | 249 |
| 3. Florida State | 246 |
| 4. Nebraska | 246 |
| 5. Boise State | 242 |

TOP-5 FINISHES (AP POLL)

| | |
|-------------------|-----------|
| 1. Florida State | 14 |
| 2. FLORIDA | 13 |
| 3. Michigan | 8 |
| 3. Nebraska | 8 |
| 5. Tennessee | 7 |

TOP-10 FINISHES (AP POLL)

| | |
|-------------------|-----------|
| 1. FLORIDA | 17 |
| 2. Florida State | 16 |
| 3. Michigan | 13 |
| 3. Tennessee | 13 |
| 5. Miami (FL) | 12 |
| 6. Penn State | 11 |
| 7. Nebraska | 10 |



Athletics director Jeremy Foley announced Jim McElwain as the 25th head coach of the Florida football program on December 4, 2014. Following a successful debut season in 2015, McElwain was voted the SEC Coach of the Year by his peers and the media, becoming the

only coach in school history to garner both awards in his debut season at UF.

McElwain led the Gators to a 10-4 overall record last season, making him the first coach in Florida football history to win 10 games in his inaugural campaign. In addition, McElwain became the 10th coach in SEC history to win 10 games in his first season as head coach, and one of only six to do it after inheriting a team that won less than nine games the year prior to his arrival.

Florida appeared in the SEC Championship game in Atlanta after going 7-1 in SEC play and winning the Eastern Division for the 11th time in school history and the first time since 2008. With that, McElwain became the only coach in UF history to lead the Gators to the title game in his debut season – an accomplishment shared by only two other coaches in the history of the Southeastern Conference.

During the regular season, Florida improved from a 6-5 mark in 2014 to a 10-2 regular season in 2015. The four-game turnaround tied the third-biggest one-year leap, in terms of wins, for the program in 32 years (0-10-1 in 1979, 7-4 regular season in 1980 and 6-6 in 2011, 11-1 regular season in 2012).

The Gators' defense carried the torch in 2015 as they ranked eighth nationally (third in the SEC) in total defense, allowing just 310.2 yards per game. Florida was the only team in the country to hold four FBS opponents to a third-down conversion rate of less than 17 percent. Additionally, the Gators were one of three teams to hold two FBS opponents under 10 percent in that category.

McElwain ushered in a passing attack that became only the fifth Gator squad since 1996 to throw at least 20 touchdown passes and fewer than 11 interceptions. In addition, UF's 405 attempts in 2015 were the most by any of the other Gator teams (2005, 2007, 2008, 2009) that accomplished that feat.

For the first time since 2008, six different Gators collected multiple receiving touchdowns.

In 2015, UF led the state with an average attendance of 90,065 for its seven home games – up almost 5,000 fans per game from the previous season.

Off the field, 22 student-athletes from his 2015 team were named to the SEC Academic Honor Roll and 119 players totaled more than 465 community service hours since he was hired in December 2014.

After being named the 2014 Mountain West Coach of the Year and the AFCA Region 5 Coach of the Year following his third season at Colorado State, McElwain accepted the head coaching job at Florida.

RECORD AS A HEAD COACH

| Year | School | Record | Conference Record | Conference Finish | Postseason |
|------|----------------|--------|-------------------|-------------------|---|
| 2012 | Colorado State | 4-8 | 3-5 | 7th Overall | |
| 2013 | Colorado State | 8-6 | 5-3 | 3rd in Division | Won New Mexico Bowl vs. Washington State, 48-45 |
| 2014 | Colorado State | 10-2 | 6-2 | 2nd in Division | Team reached Las Vegas Bowl, McElwain did not coach bowl game |
| 2015 | Florida | 10-4 | 7-1 | 1st in Division | Lost Buffalo Wild Wings Citrus Bowl vs. UM, 41-7 |

McElwain took over a struggling CSU program in 2012 and turned it around in just three seasons. The Rams had not had back-to-back winning seasons since 2002-03 and had won just three games each of the three years prior to McElwain's arrival. After going 4-8 in his first season in Fort Collins, CSU won eight games in 2013, its most wins in 12 seasons, including a victory in the New Mexico Bowl over Washington State.

McElwain spent the 2006 season in the NFL as quarterbacks coach for the Oakland Raiders and served as the offensive coordinator and quarterbacks coach at Fresno State in 2007. He made an immediate impact, helping lead the Bulldogs to a 9-4 record, including a 40-28 triumph over Georgia Tech in the Humanitarian Bowl.

In his lone season directing the offense at Fresno State, he improved the Bulldogs' offensive output from 338.2 total yards per game the year before his arrival to 419.5 (No. 38 in the nation), and from 23.0 points per contest to 32.9 (No. 32).

McElwain served as the assistant head coach, receivers coach and special teams coach at Michigan State from 2003-05. The 2003 team reached the Alamo Bowl behind a receiving corps that set school records for receptions (312) and yards (3,510). He coached 2004 All-America punter Brandon Fields and kicker Dave Rayner, who led the Big Ten Conference in scoring. In 2005, five Spartan receivers had at least 28 receptions and the group combined to a set another school record with 24 touchdown catches.

Prior to his stint at Michigan State, McElwain spent three seasons (2000-02) at Louisville as the receivers coach and special teams coach as the Cardinals earned bowl bids in each of those three seasons. He coached four first-team All-Conference USA selections at Louisville and also tutored three of the Cardinals' all-time leading receivers, including Deion Branch and Arnold Jackson.

From 1995-99, McElwain was the offensive coordinator, quarterbacks and receivers coach at Montana State. Under his direction, quarterback Rob Compson threw for nearly 7,000 career yards and a school-record 54 touchdowns. McElwain also coached the Bobcats' all-time leading receiver Chip Hobbs, who caught 144 career passes for 2,060 yards and 18 TDs. Montana State led the Big Sky Conference in scoring in 1998, averaging 31.6 points per game.

McElwain was at Eastern Washington from 1985-94 in a variety of capacities, starting as a graduate assistant and working his way up to quarterbacks and receivers coach. The Eagles made two NCAA Division I-AA playoff appearances (1985 and 1992) and earned a share of the Big Sky Championship in 1992. McElwain coached EWU's all-time leading receiver, Tony Brooks (2,969 career yards), who earned third team AP All-America honors in 1993.

An all-state quarterback at Missoula (Montana) Sentinel High School, McElwain played quarterback at Eastern Washington from 1980-83 and earned his degree in Education from EWU in 1984.

He and his wife, Karen, have three children, JoHanna, Elizabeth and Jerret.

THE MCELWAIN FILE

Birthdate: March 1, 1962 (age 53)

Hometown: Missoula, Montana

Education: Eastern Washington, 1984

Family: He and his wife, Karen, have three children:

JoHanna, Elizabeth and Jerret

Playing Career: An all-state quarterback at Missoula (Montana)

Sentinel High School, McElwain played quarterback at Eastern Washington from 1980-83 and earned his degree in Education from EWU in 1984.

JIM MCELWAIN'S RECORD BREAKDOWN

| | 2016 | UF | Total |
|----------------------------------|----------|-----------|-------|
| Overall..... | 0-0..... | 10-4..... | 32-20 |
| Playing at home..... | 0-0..... | 6-1..... | 19-6 |
| Playing on the road..... | 0-0..... | 3-1..... | 9-11 |
| Playing at a neutral site..... | 0-0..... | 1-2..... | 4-3 |
| In bowl games..... | 0-0..... | 0-1..... | 1-1 |
| In overtime..... | 0-0..... | 0-0..... | 1-0 |
| More than 7 days to prepare..... | 0-0..... | 2-1..... | 5-3 |

| | | | |
|-------------------|----------|----------|------|
| In August..... | 0-0..... | 0-0..... | 1-0 |
| In September..... | 0-0..... | 4-0..... | 9-8 |
| In October..... | 0-0..... | 3-1..... | 10-4 |
| In November..... | 0-0..... | 3-1..... | 11-6 |
| In December..... | 0-0..... | 0-1..... | 1-2 |
| In January..... | 0-0..... | 0-1..... | 0-1 |

| | | | |
|--------------------------------------|----------|----------|------|
| Outrushing opponent..... | 0-0..... | 7-0..... | 23-1 |
| When rushing for 200 yards..... | 0-0..... | 2-0..... | 16-1 |
| When rushing for 300 yards..... | 0-0..... | 0-0..... | 2-1 |
| When rushing for 400 yards..... | 0-0..... | 0-0..... | 0-0 |
| Outrushed by opponent..... | 0-0..... | 3-4..... | 9-19 |
| When allowing 300 yards rushing..... | 0-0..... | 0-0..... | 1-2 |
| Rushing yards are the same..... | 0-0..... | 0-0..... | 0-0 |

| | | | |
|--------------------------------------|----------|----------|-------|
| Outpassing opponent..... | 0-0..... | 7-1..... | 19-9 |
| When passing for 300 yards..... | 0-0..... | 1-0..... | 9-6 |
| When passing for 400 yards..... | 0-0..... | 0-0..... | 3-1 |
| Outpassed by opponent..... | 0-0..... | 3-3..... | 13-11 |
| When allowing 300 yards passing..... | 0-0..... | 1-0..... | 6-5 |
| When allowing 400 yards passing..... | 0-0..... | 0-0..... | 1-3 |

| | | | |
|--|----------|----------|-------|
| More total offense than opponent..... | 0-0..... | 8-0..... | 25-4 |
| When having 400 + total offense..... | 0-0..... | 3-0..... | 21-6 |
| When having 500 + total offense..... | 0-0..... | 1-0..... | 13-2 |
| When having 600 + total offense..... | 0-0..... | 1-0..... | 5-1 |
| Less total offense than opponent..... | 0-0..... | 2-3..... | 7-15 |
| When allowing 400 + total offense..... | 0-0..... | 1-3..... | 11-14 |
| When allowing 500 + total offense..... | 0-0..... | 0-1..... | 5-5 |

| | | | |
|---------------------------------|----------|----------|-------|
| Committing fewer turnovers..... | 0-0..... | 6-0..... | 13-10 |
| Committing more turnovers..... | 0-0..... | 1-1..... | 8-5 |
| Turnovers are even..... | 0-0..... | 3-3..... | 11-5 |

| | | | |
|----------------------------|----------|----------|------|
| Scoring first..... | 0-0..... | 9-1..... | 26-6 |
| Opponent scores first..... | 0-0..... | 1-3..... | 6-14 |

| | | | |
|---------------------------------------|----------|----------|------|
| Leading after the first quarter..... | 0-0..... | 8-1..... | 23-4 |
| Trailing after the first quarter..... | 0-0..... | 0-1..... | 4-12 |
| Tied after the first quarter..... | 0-0..... | 2-2..... | 5-4 |
| Leading at halftime..... | 0-0..... | 7-0..... | 23-2 |
| Trailing at halftime..... | 0-0..... | 2-4..... | 7-18 |
| Tied at halftime..... | 0-0..... | 1-0..... | 2-0 |
| Leading after the third quarter..... | 0-0..... | 8-0..... | 26-1 |
| Trailing after the third quarter..... | 0-0..... | 2-3..... | 5-18 |
| Tied after the third quarter..... | 0-0..... | 0-1..... | 1-2 |

| | | | |
|-------------------------------------|----------|----------|------|
| Scoring 0-10 points..... | 0-0..... | 1-2..... | 1-6 |
| Scoring 11-20 points..... | 0-0..... | 2-1..... | 4-7 |
| Scoring 21-30 points..... | 0-0..... | 4-1..... | 6-6 |
| Scoring 31-40 points..... | 0-0..... | 2-0..... | 9-1 |
| Scoring 41-plus points..... | 0-0..... | 1-0..... | 12-0 |
| Opponent scores 0-10 points..... | 0-0..... | 5-0..... | 5-0 |
| Opponent scores 11-20 points..... | 0-0..... | 3-0..... | 13-2 |
| Opponent scores 21-30 points..... | 0-0..... | 2-2..... | 9-5 |
| Opponent scores 31-40 points..... | 0-0..... | 0-1..... | 2-7 |
| Opponent scores 41-plus points..... | 0-0..... | 0-1..... | 3-6 |

| | | | |
|---------------------------------|----------|----------|-------|
| Individual 100-yard rusher..... | 0-0..... | 3-1..... | 18-5 |
| Individual 300-yard passer..... | 0-0..... | 0-0..... | 8-4 |
| Opponent 100-yard rusher..... | 0-0..... | 2-4..... | 13-12 |
| Opponent 300-yard passer..... | 0-0..... | 1-0..... | 6-5 |

ASSISTANT COACHES

**DOUG NUSSMEIER****Offensive Coordinator/Quarterbacks**

- Has tutored four 3,000-yard passers in 13 seasons coaching college quarterbacks.
- In nine seasons as a coordinator, his offenses have produced seven individual 1,000-yard rushing seasons
- Coached Marc Bulger during the best year of his NFL career in 2006, when he threw for 4,301 yards and 24 touchdowns.
- The Gators outscored their opponents by 62 points (91-29) in the first quarter last season, marking their highest point differential in the first quarter since 2009.

**KERRY DIXON II****Wide Receivers**

- Dixon has spent 11 years coaching the offensive side of the ball, including one season as an offensive coordinator.
- In his first season at UF, Dixon coached true-freshman, Antonio Callaway, the first true freshman in UF history and one of only six SEC true freshmen since 2006 to post three 100-yard receiving games, including a season-best 112-yard outing (second-most by a UF true freshman) against Tennessee.
- Under Dixon's direction in 2015, and for the first time since 2008, six different Gators collected multiple receiving touchdowns.

**GREG NORD****Special Teams Coordinator / Tight Ends**

- Has over 35 years of coaching experience and enters his second at UF after serving as the running backs coach at Western Kentucky.
- Under Nord's direction in 2015, senior Jake McGee and sophomore DeAndre Goolsby were one of six FBS tight end duos, and the only pair of Gator tight ends since 1996 to each finish a campaign with 275-plus receiving yards and one receiving touchdown.
- McGee finished the 2015 season with AP Second-Team All-SEC honors.

**TIM SKIPPER****Running Backs**

- A versatile teacher, Skipper has coached on both sides of the ball and has served for all or parts of four seasons as a defensive coordinator.
- Under Skipper's direction in 2015, junior Kelvin Taylor paced the Florida offense all season and became the ninth Gator to rush for 1,000 yards in a single season. It was the 11th 1,000-yard rushing season in program history.
- Taylor's 259 carries were the second-most by a Gator in a single season and his 13 rushing touchdowns last year were the most by a Gator since 2009.

**MIKE SUMMERS****Offensive Line**

- Has 36 years of coaching experience, primarily coaching the offensive line and also spending 15 years as an offensive coordinator.
- Under Summer's direction in 2015, the Florida offensive line helped produce the Gator's ninth 1,000-yard rusher in program history.
- In his first season at Florida, the offensive line was one of the most consistent groups on the squad. The unit allowed just 16 sacks on the season, third-fewest in the SEC. 21-year coaching veteran and a former NFL quarterback.

**GEOFF COLLINS****Defensive Coordinator**

- Has 22 years of coaching experience and enters his second at UF after serving as the defensive coordinator for Mississippi State prior to his arrival.
- UF finished the 2015 season ranked eighth nationally (third in the SEC) in total defense, allowing just 310.2 yards per game. The 2015 Gators were one of seven FBS teams since 1996 to not allow a touchdown against three different FBS Power Five conference opponents in road or neutral-site games in the same season.

**TORRIAN GRAY****Defensive Backs**

- Gray spent the past 17 years coaching the defensive back position, including two years in the National Football League with the Chicago Bears.
- During that span, he coached five All-America defensive backs and 16 all-conference selections.
- Gray returns to Florida after spending a decade at his alma mater leading some of the nation's best defensive backfields.
- In his 10 seasons in Blacksburg coaching the secondary, his unit allowed just 185.0 passing yards per game and a 106.5 opponent passer rating.

**CHRIS RUMPH****Defensive Line**

- Has almost 20 years of coaching experience and enters his second at UF after serving as the Assistant Head Coach for Defense/Defensive Line coach at UT.
- Under Rumph's direction in 2015, UF ranked second in the SEC and fifth in the country with 40 sacks, while their 294 sack yards sat fourth nationally.
- Also in 2015, Florida's rush defense (128.07 ypg.) ranked 25th in the FBS and fifth in the SEC. Opponents averaged 3.53 yards per carry against UF's rush defense, a figure that ranked tied for 17th among FBS teams and fourth in the SEC.

**RANDY SHANNON****Associate Head Coach/Co-Defensive Coordinator/Linebackers**

- Has 24 years of coaching experience, serving as the head coach for University of Miami from 2007-10 and has won three national championships as a player and coach.
- Under Shannon's direction in 2015, and for first time since 2002, three separate Gators finished the season with 95-plus tackles: Antonio Morrison (103), Jarrad Davis (98), and Keanu Neal (96).
- Also in 2015, Florida's rush defense (128.07 ypg.) ranked 25th in the FBS and fifth in the SEC.

**MIKE KENT****Director of Strength & Conditioning**

- Mike Kent joined the Florida football staff as the Director of Strength & Conditioning following a three-year stint in the same role at Colorado State under head coach Jim McElwain.
- Kent, who trained Darrelle Revis, Jordy Nelson and Deion Branch during their college careers, has 36 years of experience as a coach of football student-athletes, a career that includes 33 years as a highly-respected strength and conditioning instructor. He was recognized in 2013 as Master Strength and Conditioning Coach by the Collegiate Strength and Conditioning Coaches association, which signifies a commitment to student-athletes and the strength and conditioning profession.

2016 NUMERICAL ROSTER

| ## | Name | Pos. | Ht. | Wt. | Cl. |
|----|------------------|------|------|-----|-------|
| 4 | Brandon Powell | WR | 5-9 | 184 | Jr. |
| 5 | Ahmad Fulwood | WR | 6-4 | 208 | Sr. |
| 6 | Quincy Wilson | DB | 6-1 | 213 | Jr. |
| 7 | Duke Dawson | DB | 5-10 | 208 | Jr. |
| 8 | Nick Washington | DB | 6-0 | 197 | R-Jr. |
| 9 | Dre Massey | WR | 5-9 | 180 | Jr. |
| 10 | Josh Hammond | WR | 6-1 | 186 | Fr. |
| 11 | Vosean Joseph | LB | 6-1 | 226 | Fr. |
| 11 | Kyle Trask | QB | 6-4 | 238 | Fr. |
| 12 | Austin Appleby | QB | 6-4 | 240 | Gr. |
| 12 | C.J. McWilliams | DB | 5-11 | 171 | Fr. |
| 13 | Feleipe Franks | QB | 6-6 | 219 | Fr. |
| 13 | Daniel McMillian | LB | 6-1 | 223 | Sr. |
| 14 | Luke Del Rio | QB | 6-1 | 211 | R-So. |
| 14 | Chris Williamson | DB | 5-11 | 191 | So. |
| 15 | Eddy Pineiro | K | 6-0 | 173 | R-So. |
| 16 | Brian Fallace | TE | 6-4 | 209 | R-So. |
| 16 | Freddie Swain | WR | 6-0 | 186 | Fr. |
| 17 | Jordan Sherit | DL | 6-4 | 254 | R-Jr. |
| 18 | C.J. Worton | WR | 6-0 | 196 | Jr. |
| 19 | Johnny Townsend | P | 6-1 | 211 | R-Jr. |
| 20 | Marcus Maye | DB | 6-0 | 216 | R-Sr. |
| 21 | McArthur Burnett | DB | 5-9 | 174 | Fr. |
| 22 | Lamical Perine | RB | 5-11 | 221 | Fr. |
| 23 | Chauncey Gardner | DB | 5-11 | 204 | Fr. |
| 24 | Mark Thompson | RB | 6-2 | 237 | R-Jr. |
| 25 | Jordan Scarlett | RB | 5-10 | 213 | So. |
| 26 | Marcell Harris | DB | 6-1 | 211 | R-Jr. |
| 27 | Quincy Lenton | DB | 5-11 | 202 | Fr. |
| 28 | Kylan Johnson | LB | 6-1 | 231 | R-Fr. |
| 29 | Jeawon Taylor | DB | 6-0 | 187 | Fr. |
| 30 | DeAndre Goolsby | TE | 6-4 | 244 | Jr. |
| 30 | Garrett Stephens | DB | 5-9 | 188 | R-Jr. |
| 31 | Teez Tabor | DB | 6-0 | 201 | Jr. |
| 32 | Jordan Cronkrite | RB | 5-11 | 204 | So. |
| 33 | Tyriek Hopkins | RB | 5-8 | 177 | R-Fr. |
| 33 | David Reese | LB | 6-0 | 244 | Fr. |
| 34 | Alex Anzalone | LB | 6-3 | 241 | R-Jr. |
| 35 | Joseph Putu | DB | 6-2 | 195 | Jr. |
| 36 | Eddie Giles | DB | 5-9 | 167 | R-So. |
| 37 | Mark Herndon | RB | 5-9 | 209 | R-Sr. |
| 38 | Neil MacInnes | K | 6-4 | 225 | Sr. |
| 38 | Nick Oelrich | DB | 6-2 | 187 | Fr. |
| 39 | Ryan Ferguson | TE | 6-3 | 229 | R-So. |
| 39 | Michael Iorio | DB | 5-10 | 183 | R-Sr. |
| 40 | Jarrad Davis | LB | 6-2 | 238 | Sr. |
| 41 | Ryan Farr | LS | 6-0 | 223 | So. |
| 42 | Jordan Smith | DL | 6-5 | 240 | Fr. |
| 42 | Nick Sproles | QB | 6-2 | 203 | Fr. |
| 43 | Glenn Jarriel | WR | 5-8 | 173 | R-Fr. |
| 43 | Mark Norvelis | DB | 5-10 | 194 | R-Sr. |
| 44 | Rayshad Jackson | LB | 6-0 | 226 | R-Fr. |
| 44 | Tucker Nordman | WR | 6-1 | 192 | R-Fr. |
| 45 | Charles Nordman | WR | 6-1 | 180 | R-Fr. |
| 45 | R.J. Raymond | LB | 6-2 | 248 | R-So. |
| 46 | Harry Gornito V | QB | 6-2 | 203 | R-Fr. |

2016 ALPHABETICAL ROSTER















| ## | Name | Pos. | Ht. | Wt. | Cl. | Exp. | Hometown/Last School |
|----|------------------------|------|------|-----|-----|------|--|
| 98 | Ancrum, Luke | DL | 6-5 | 262 | RFR | SQ | Sebring/Sebring |
| 34 | Anzalone, Alex | LB | 6-3 | 241 | RJR | 2L | Wyomissing, Pa./Wyomissing Area |
| 12 | Appleby, Austin | QB | 6-4 | 240 | RSR | GR | North Canton, Ohio/North Canton Hoover/Purdue |
| 57 | Brantley, Caleb | DL | 6-2 | 297 | RJR | 2L | Crescent City/Crescent City |
| 79 | Bruch, Dallas | OL | 6-3 | 275 | FR | HS | Clearwater/Clearwater Central Catholic |
| 93 | Bryan, Taven | DL | 6-5 | 293 | RSO | 1L | Casper, Wyo./Natrona County |
| 66 | Buchanan, Nick | OL | 6-2 | 301 | RFR | SQ | Dunwoody, Ga./Dunwoody |
| 21 | Burnett, McArthur | DB | 5-9 | 174 | FR | HS | Pahokee/Pahokee |
| 81 | Callaway, Antonio | WR | 5-11 | 197 | SO | 1L | Miami/Booker T. Washington |
| 54 | Clark, Khairi | DL | 6-2 | 319 | RSO | 1L | Hollywood/Chaminade-Madonna College Prep |
| 90 | Clayton, Antonneous | DL | 6-3 | 220 | FR | HS | Vienna, Ga./Dooley County |
| 89 | Cleveland, Tyrie | WR | 6-2 | 196 | FR | HS | Houston, Texas/Westfield |
| 94 | Cox, Bryan, Jr. | DL | 6-3 | 269 | RSR | 3L | Fort Lauderdale/St. Thomas Aquinas |
| 32 | Cronkrite, Jordan | RB | 5-11 | 204 | SO | 1L | Miami/Westminster Christian |
| 40 | Davis, Jarrad | LB | 6-2 | 238 | SR | 3L | Kingsland, Ga./Camden County |
| 95 | Davis, Keivonnis | DL | 6-4 | 241 | SO | 1L | Miami/Miami Central |
| 7 | Dawson, Duke | DB | 5-11 | 208 | JR | 2L | Cross City/Dixie County |
| 14 | Del Rio, Luke | QB | 6-1 | 211 | RSO | SQ | Santa Rosa Beach/Valor Christian HS/Alabama/Oregon State |
| 68 | Desir-Jones, Richerd | OL | 6-4 | 292 | RFR | SQ | Fort Lauderdale/St. Thomas Aquinas |
| 54 | Dillard, Cameron | OL | 6-4 | 313 | RJR | 2L | Canton, Mich./Plymouth Canton |
| 48 | DioGuardi, Brett | LS | 6-3 | 242 | FR | HS | Windermere/Windermere Prep |
| 16 | Fallace, Brian | TE | 6-4 | 209 | RSO | SQ | Satellite Beach/Palm Bay |
| 41 | Farr, Ryan | LS | 6-0 | 223 | SO | 1L | Henderson, Nev./Coronado |
| 39 | Ferguson, Ryan | TE | 6-3 | 229 | RSO | SQ | Largo/Indian Rocks |
| 86 | Finn, Jacob | P | 6-2 | 180 | FR | HS | Jacksonville/Paxon School |
| 72 | Forsythe, Stone | OL | 6-7 | 329 | FR | HS | Winter Garden/West Orange |
| 13 | Franks, Feleipe | QB | 6-6 | 219 | FR | HS | Crawfordville/Wakulla |
| 5 | Fulwood, Ahmad | WR | 6-4 | 208 | SR | 3L | Jacksonville/Bishop Kenny |
| 56 | Garcia, Cristian | LB | 6-0 | 231 | RJR | SQ | Miami/Belen Jesuit Prep |
| 23 | Gardner, Chauncey, Jr. | DB | 5-11 | 204 | FR | HS | Cocoa/Cocoa |
| 36 | Giles, Eddie | DB | 5-9 | 167 | RSO | SQ | Jupiter/Dwyer |
| 69 | Givens, Marcus | OL | 6-0 | 275 | RFR | SQ | St. Augustine/Nease |
| 30 | Goolsby, DeAndre | TE | 6-4 | 244 | JR | 2L | Derby, Kan./Derby |
| 46 | Gornito V, Harry | QB | 6-2 | 203 | RFR | SQ | Fort Walton Beach/Choctawhatchee |
| 97 | Gould, Jon | P | 6-0 | 181 | RFR | SQ | Elkridge, Md./Howard |
| 10 | Hammond, Josh | WR | 6-1 | 186 | FR | HS | Hallandale/Hallandale |
| 47 | Haney, Jonathan | LS | 6-2 | 230 | RSR | SQ | Tampa/Plant |
| 53 | Harkless, Kavaris | OL | 6-5 | 310 | RSO | SQ | Jacksonville/Trinity Christian Academy |
| 26 | Harris, Marcell | DB | 6-1 | 211 | RJR | 2L | Orlando/Dr. Phillips |
| 61 | Heggie, Brett | OL | 6-3 | 317 | FR | HS | Mount Dora/Mount Dora |
| 37 | Herndon, Mark | RB | 5-9 | 209 | RSR | 3L | Ocala/Forest |
| 33 | Hopkins, Tyriek | RB | 5-8 | 177 | RFR | SQ | St. Petersburg/Lakewood |
| 39 | Iorio, Michael | DB | 5-10 | 183 | RJR | SQ | Nokomis/Venice |
| 73 | Ivey, Martez | OL | 6-5 | 305 | SO | 1L | Apopka/Apopka |
| 91 | Ivie, Joey, IV | DL | 6-3 | 301 | SR | 3L | Dade City/Passo |
| 87 | Jackson, Kalif | WR | 6-4 | 217 | RFR | SQ | Neptune Beach/Fletcher |
| 44 | Jackson, Rayshad | LB | 6-0 | 226 | RFR | SQ | Miami/Miami Norland |
| 43 | Jarriel, Glenn | WR | 5-8 | 173 | RFR | SQ | Belle Glade/Glades Day |
| 96 | Jefferson, Cece | DL | 6-1 | 261 | SO | 1L | Glen St. Mary/Baker County |
| 74 | Johnson, Fred | OL | 6-6 | 311 | SO | 1L | West Palm Beach/Royal Palm Beach |
| 28 | Johnson, Kylan | LB | 6-1 | 231 | RFR | SQ | Dallas, Texas/Skyline |
| 64 | Jordan, Tyler | OL | 6-4 | 309 | SO | 1L | Jacksonville/Bishop Kenny |
| 11 | Joseph, Vosean | LB | 6-1 | 226 | FR | HS | Miami/Norland |
| 79 | Justino, Daniel | K | 5-8 | 160 | FR | HS | Green Cove Springs/Middleburg |
| 84 | Knight, Camrin | TE | 6-3 | 246 | SO | 1L | Tallahassee/Lincoln |
| 58 | Lawrence, Jahim | LB | 5-11 | 223 | RFR | SQ | Hollywood/Miami Norland |

2016 ALPHABETICAL ROSTER


| ## | Name | Pos. | Ht. | Wt. | Cl. | Exp. | Hometown/Last School |
|----|---------------------|------|------|-----|-----|------|---|
| 27 | Lenton, Quincy | DB | 5-11 | 202 | FR | HS | Meridian, Miss./Meridian |
| 80 | Lewis, C'yontai | TE | 6-4 | 231 | RSO | 1L | Eutaw, AL/Northridge |
| 38 | Machnes, Neil | K | 6-3 | 225 | SR | 1L | Tampa/Chamberlain |
| 9 | Massey, Dre | WR | 5-9 | 180 | JR | JC | Greenville, S.C./Mauldin/Holmes CC |
| 20 | Maye, Marcus | DB | 6-0 | 216 | RSR | 3L | Melbourne/Holy Trinity Episcopal School |
| 59 | McCoy, T.J. | OL | 6-1 | 308 | RFR | SQ | Clermont/South Lake/N.C. State |
| 13 | McMillian, Daniel | LB | 6-1 | 223 | SR | 3L | Jacksonville/First Coast |
| 63 | McVay, Tyler | OL | 6-2 | 275 | FR | HS | Miami/Southwest |
| 12 | McWilliams, C.J. | DB | 5-11 | 171 | FR | HS | Miami/Southwest |
| 48 | Merisier, Edwitch | DB | 5-9 | 171 | FR | HS | Lehigh Acres/Fort Myers HS |
| 77 | Mike, Andrew | OL | 6-6 | 301 | RSO | 1L | Tucson, AZ/Sabino |
| 50 | Moon, Jeremiah | LB | 6-4 | 218 | FR | HS | Hoover, Ala./Hoover |
| 45 | Nordman, Charles | WR | 6-1 | 180 | RFR | HS | Deland/Deland |
| 44 | Nordman, Tucker | WR | 6-1 | 192 | RFR | HS | Deland/Deland |
| 43 | Norvelis, Mark | DB | 5-10 | 194 | RSR | SQ | Palm Bay/Palm Bay |
| 38 | Oelrich, Nick | DB | 6-2 | 187 | FR | HS | Newberry/Newberry |
| 70 | Palmore, Forrest | DL | 6-2 | 273 | RSO | SQ | Punta Gorda/Charlotte |
| 22 | Perine, Lamical | RB | 5-11 | 221 | FR | HS | Theodore, Ala./Theodore |
| 15 | Pineiro, Eddy | K | 6-0 | 173 | RSO | TR | Miami/Sunset/ASA CC |
| 99 | Polite, Jachai | DL | 6-2 | 271 | FR | HS | Daytona Beach/Mainland |
| 4 | Powell, Brandon | WR | 5-9 | 184 | JR | 2L | Deerfield Beach/Deerfield Beach |
| 98 | Powell, Jorge | K | 5-10 | 177 | RSO | 1L | Coral Gables/Belen Jesuit Prep |
| 35 | Putu, Joseph | DB | 6-2 | 195 | JR | JC | Providence, R.I./Mount Pleasant/NDSCS |
| 45 | Raymond, R.J. | LB | 6-2 | 248 | RSO | SQ | Atlantic Beach/Fletcher |
| 97 | Reed, Justus | DL | 6-3 | 241 | RSO | 1L | Clearwater/Clearwater Central Catholic |
| 33 | Reese, David, II | LB | 6-0 | 244 | FR | HS | Farmington, Mich./Farmington |
| 51 | Riles, Antonio, Jr. | OL | 6-4 | 313 | RJR | 2L | Lawrenceville, Ga./Archer |
| 75 | Rowell, Tanner | DL | 6-2 | 275 | FR | HS | Melbourne/Melbourne |
| 67 | Sandifer, Brandon | OL | 6-3 | 323 | RFR | SQ | Warner Robins, Ga./Northside |
| 25 | Scarlett, Jordan | RB | 5-10 | 213 | SO | 1L | Fort Lauderdale/St. Thomas Aquinas |
| 78 | Sharpe, David | OL | 6-6 | 357 | JR | 2L | Jacksonville/Providence School |
| 17 | Sherit, Jordan | DL | 6-4 | 254 | RJR | 2L | Tampa/Hillsborough |
| 60 | Shinn, Zachary | OL | 6-2 | 296 | RSO | SQ | Plant City/Kathleen Senior |
| 42 | Smith, Jordan | DL | 6-5 | 240 | FR | HS | Lithonia, Ga./Lithonia |
| 42 | Sproles, Nick | QB | 6-2 | 203 | FR | HS | Winter Park/Winter Park |
| 30 | Stephens, Garrett | DB | 5-9 | 188 | RJR | 1L | Louisville, Ky./Saint Xavier |
| 82 | Stephens, Moral | TE | 6-3 | 249 | RSO | 1L | Perry/Taylor County |
| 52 | Stipe, Steven, Jr. | LB | 5-11 | 216 | RJR | SQ | Waycross, Ga./Pierce County |
| 16 | Swain, Freddie | WR | 6-0 | 186 | FR | HS | Ocala/North Marion |
| 31 | Tabor, Teez | DB | 6-0 | 201 | JR | 2L | Washington, D.C./Friendship Academy |
| 65 | Taylor, Jawaan | OL | 6-5 | 340 | FR | HS | Cocoa/Cocoa |
| 29 | Taylor, Jeawon | DB | 6-0 | 187 | FR | HS | Montgomery, Ala./Park Crossing |
| 46 | Thomas, Will | LB | 5-9 | 233 | FR | HS | Dunnellon/Dunnellon |
| 85 | Thompson, Chris | WR | 6-0 | 170 | SR | 3L | Gainesville/Gainesville |
| 24 | Thompson, Mark | RB | 6-2 | 237 | RJR | JC | La Mott, Pa./Cheltenham/Dodge City CC |
| 49 | Tilghman, Jacob | LS | 6-1 | 208 | RFR | SQ | Daytona Beach/Mainland |
| 19 | Townsend, Johnny | P | 6-1 | 211 | RJR | 2L | Orlando/Boone |
| 88 | Townsend, Tommy | P | 6-1 | 195 | RFR | TR | Orlando/Boone/Tennessee |
| 11 | Trask, Kyle | QB | 6-4 | 238 | FR | HS | Manvel, Texas/Manvel |
| 71 | Villano, Nick | OL | 6-2 | 301 | RFR | SQ | Wellington/American Heritage |
| 8 | Washington, Nick | DB | 6-0 | 197 | RJR | 2L | Jacksonville/Trinity Christian Academy |
| 59 | Weldon, Danny | LB | 6-1 | 223 | RFR | HS | Tampa/Tampa Catholic |
| 83 | Wells, Rick | WR | 6-0 | 206 | FR | HS | Jacksonville/Raines |
| 14 | Williamson, Chris | DB | 5-11 | 191 | SO | 1L | Gainesville, Ga./Gainesville |
| 6 | Wilson, Quincy | DB | 6-1 | 213 | JR | 2L | Fort Lauderdale/University School of Nova South |
| 18 | Worton, C.J. | WR | 6-0 | 196 | JR | 2L | Homestead/South Dade |
| 92 | Zuniga, Jabari | DL | 6-3 | 245 | RFR | SQ | Marietta, Ga./Sprayberry |

2016 NUMERICAL ROSTER

| ## | Name | Pos. | Ht. | Wt. | Cl. |
|----|---------------------|------|------|-----|-------|
| 46 | Will Thomas | LB | 5-9 | 233 | Fr. |
| 47 | Jonathan Haney | LS | 6-2 | 230 | R-Sr. |
| 48 | Brett DioGuardi | LS | 6-3 | 242 | Fr. |
| 48 | Edwitch Merisier | DB | 5-9 | 171 | Fr. |
| 49 | Jacob Tilghman | LS | 6-1 | 208 | R-Fr. |
| 50 | Jeremiah Moon | LB | 6-4 | 218 | Fr. |
| 51 | Antonio Riles | OL | 6-4 | 313 | R-Jr. |
| 52 | Steven Stipe | LB | 5-11 | 216 | R-Jr. |
| 53 | Kavaris Harkless | OL | 6-5 | 310 | R-So. |
| 54 | Khairi Clark | DL | 6-2 | 319 | R-So. |
| 54 | Cameron Dillard | OL | 6-4 | 313 | R-Jr. |
| 56 | Cristian Garcia | LB | 6-1 | 231 | R-Jr. |
| 57 | Caleb Brantley | DL | 6-2 | 297 | R-Jr. |
| 58 | Jahim Lawrence | LB | 5-11 | 223 | R-Fr. |
| 59 | T.J. McCoy | OL | 6-1 | 308 | R-Fr. |
| 59 | Danny Weldon | LB | 6-1 | 223 | Fr. |
| 60 | Zach Shinn | OL | 6-2 | 296 | R-So. |
| 61 | Brett Heggie | OL | 6-3 | 317 | Fr. |
| 63 | Tyler McVay | OL | 6-2 | 275 | Fr. |
| 64 | Tyler Jordan | OL | 6-4 | 309 | So. |
| 65 | Jawaan Taylor | OL | 6-5 | 340 | Fr. |
| 66 | Nick Buchanan | OL | 6-2 | 301 | R-Fr. |
| 67 | Brandon Sandifer | OL | 6-3 | 323 | R-Fr. |
| 68 | Richerd Desir-Jones | OL | 6-4 | 292 | R-Fr. |
| 69 | Marcus Givens | OL | 6-0 | 275 | R-Fr. |
| 70 | Forrest Palmore | DL | 6-2 | 273 | R-So. |
| 71 | Nick Villano | OL | 6-2 | 301 | R-Fr. |
| 72 | Stone Forsythe | OL | 6-7 | 329 | Fr. |
| 73 | Martez Ivey | OL | 6-5 | 305 | So. |
| 74 | Fred Johnson | OL | 6-6 | 311 | So. |
| 75 | Tanner Rowell | DL | 6-2 | 275 | Fr. |
| 77 | Andrew Mike | OL | 6-6 | 301 | R-So. |
| 78 | David Sharpe | OL | 6-6 | 357 | Jr. |
| 79 | Dallas Bruch | OL | 6-3 | 275 | Fr. |
| 79 | Daniel Justino | K | 5-8 | 160 | Fr. |
| 80 | C'yontai Lewis | TE | 6-4 | 231 | R-So. |
| 81 | Antonio Callaway | WR | 5-11 | 197 | So. |
| 82 | Moral Stephens | TE | 6-3 | 249 | R-So. |
| 83 | Rick Wells | WR | 6-0 | 206 | Fr. |
| 84 | Camrin Knight | TE | 6-3 | 246 | So. |
| 85 | Chris Thompson | WR | 6-0 | 170 | Sr. |
| 86 | Jacob Finn | P | 6-2 | 180 | Fr. |
| 87 | Kalif Jackson | WR | 6-4 | 217 | R-Fr. |
| 88 | Tommy Townsend | P | 6-1 | 195 | R-Fr. |
| 89 | Tyrie Cleveland | WR | 6-2 | 196 | Fr. |
| 90 | Antonneous Clayton | DL | 6-3 | 220 | Fr. |
| 91 | Joey Ivie | DL | 6-3 | 301 | Sr. |
| 92 | Jabari Zuniga | DL | 6-3 | 245 | R-Fr. |
| 93 | Taven Bryan | DL | 6-5 | 293 | R-So. |
| 94 | Bryan Cox | DL | 6-3 | 269 | R-Sr. |
| 96 | Cece Jefferson | DL | 6-1 | 261 | So. |
| 97 | Jon Gould | P | 6-0 | 181 | R-Fr. |
| 97 | Justus Reed | DL | 6-3 | 241 | R-So. |
| 98 | Luke Ancrum | DL | 6-5 | 262 | R-Fr. |
| 98 | Jorge Powell | K | 5-10 | 177 | R-So. |
| 99 | Jachai Polite | DL | 6-2 | 271 | Fr. |

| 12 QB |  | AUSTIN APPLEBY 6-4 240 R Sr. North Canton, Ohio <table> <tr> <th>COMP</th><th>ATT</th><th>YDS</th><th>TD/INT</th></tr> <tr> <td>--</td><td>--</td><td>--</td><td>--/--</td></tr> </table> | COMP | ATT | YDS | TD/INT | -- | -- | -- | --/-- | LAST GAME (11/28/15 - Indiana): Completed 36 of 57 passes for a career-high 332 yards and two touchdowns ... Scored a pair of rushing touchdowns. Prior to Florida: Transferred to UF in January after graduating from and completing four seasons at Purdue... Career: Appeared in 17 games, starting 11 times ... Amassed 2,777 career yards and 19 touchdown passes ... Threw for 200+ yards nine times, including a career-high 332 yards against Indiana to close the 2015 season... 2014 Academic All-Big Ten Honoree. |
|----------|---|--|--------|--------|--------|--------|-------|----|-------|-------|---|
| COMP | ATT | YDS | TD/INT | | | | | | | | |
| -- | -- | -- | --/-- | | | | | | | | |
| 14 QB |  | LUKE DEL RIO 6-1 211 R So. Santa Rosa Beach, Fla. <table> <tr> <th>COMP</th><th>ATT</th><th>YDS</th><th>TD/INT</th></tr> <tr> <td>--</td><td>--</td><td>--</td><td>--/--</td></tr> </table> | COMP | ATT | YDS | TD/INT | -- | -- | -- | --/-- | LAST GAME (11/29/14 - No. 3 Oregon): Threw for 54 yards on 4-of-7 passing. Prior to Florida: Transferred to UF prior to 2015 season after spending the 2014 season at Oregon State and 2013 season at Alabama... Career: Appeared in three games, completing eight passes on 18 attempts for 141 yards, including a career-best 52-yard completion against Stanford (Oct. 25, 2014)--all while at Oregon State ... Redshirted at Alabama as a walk-on. |
| COMP | ATT | YDS | TD/INT | | | | | | | | |
| -- | -- | -- | --/-- | | | | | | | | |
| 24 RB |  | MARK THOMPSON 6-2 237 R Jr. La Mott, Pa. <table> <tr> <th>ATT</th><th>YDS</th><th>AVG</th><th>TD</th></tr> <tr> <td>--</td><td>--</td><td>--</td><td>--</td></tr> </table> | ATT | YDS | AVG | TD | -- | -- | -- | -- | LAST GAME (12/5/15 - vs. Snow College in Salt City Bowl): Carried three times for six yards on the opening drive before leaving the game with an injury. Prior to Florida: Transferred to UF in January after spending 2013 at Nassau C.C. in Long Island, N.Y. and the 2014 and 2015 seasons at Dodge City (Kan.) C.C... Career: 2015 NJCAA All-America Second Team ... Dodge City's all-time rushing touchdowns leader (26) ... Fourth-most rushing yards (1,298) and third-most touchdowns (18) in the NJCAA last year ... Scored eight touchdowns as a redshirt freshman in 2014. |
| ATT | YDS | AVG | TD | | | | | | | | |
| -- | -- | -- | -- | | | | | | | | |
| 25 RB |  | JORDAN SCARLETT 5-10 213 So. Fort Lauderdale, Fla. <table> <tr> <th>ATT</th><th>YDS</th><th>AVG</th><th>TD</th></tr> <tr> <td>--</td><td>--</td><td>--</td><td>--</td></tr> </table> | ATT | YDS | AVG | TD | -- | -- | -- | -- | LAST GAME (1/1/16 - vs. No. 14 Michigan, Buffalo Wild Wings Citrus Bowl): Sat out due to suspension. 2015: Ranked third on the team in rushing yards (181)... Posted career highs in rushing yards (96) and attempts (nine) versus Georgia... Broke off a career-best run of 60 yards against the Bulldogs... Prior to Florida: Played in the 2015 U.S. Army All-American Bowl Game in San Antonio, Texas... 2014 Class 7A All-State First Team... Rushed for 1,124 yards on 143 carries and scored 24 touchdowns in his senior season at St. Thomas Aquinas... Totaled 2,857 rushing yards on 351 carries in three seasons at University School... Scored 51 touchdowns as well, including 50 on the ground... Member of St. Thomas' 2014 Class 7A state championship team. |
| ATT | YDS | AVG | TD | | | | | | | | |
| -- | -- | -- | -- | | | | | | | | |
| 32 RB |  | JORDAN CRONKRITE 5-11 204 So. Miami, Fla. <table> <tr> <th>ATT</th><th>YDS</th><th>AVG</th><th>TD</th></tr> <tr> <td>--</td><td>--</td><td>--</td><td>--</td></tr> </table> | ATT | YDS | AVG | TD | -- | -- | -- | -- | LAST GAME (1/1/16 - vs. No. 14 Michigan, Buffalo Wild Wings Citrus Bowl): Rushed for 17 yards on three carries ... Caught one pass for 15 yards. 2015: Appeared in 13 games, including a start at Kentucky (Sep. 19) ... Rushed for 157 yards and three touchdowns on 44 carries ... Caught six passes for 89 yards and a touchdown, highlighted by a 41-yard touchdown reception against South Carolina (Nov. 14)... Prior to Florida: Played in the 2015 U.S. Army All-American Bowl ... 2014 Class 3A All-State First Team selection ... Ran for 3,179 yards and 33 touchdowns and tallied 38 receptions for 604 yards and six touchdowns at Westminster Christian HS. |
| ATT | YDS | AVG | TD | | | | | | | | |
| -- | -- | -- | -- | | | | | | | | |
| 4 WR |  | BRANDON POWELL 5-9 184 Jr. Deerfield Beach, Fla. <table> <tr> <th>REC</th><th>YDS</th><th>AVG</th><th>TD</th></tr> <tr> <td>--</td><td>--</td><td>--</td><td>--</td></tr> </table> | REC | YDS | AVG | TD | -- | -- | -- | -- | LAST GAME (1/1/16 - vs. No. 14 Michigan, Buffalo Wild Wings Citrus Bowl): Caught one pass for 26 yards ... Returned two kickoffs for 36 yards, including a 19-yarder. 2015: Ranked third on the team in receiving TDs (3) and receiving yards (390), while his 29 receptions ranked fourth for UF... Career: Appeared in 25 games, starting 10 ... Owns 44 catches for 537 yards and 4 touchdowns; 30 rushes for 101 yards and 1 touchdown ... Had a career-high six catches for 66 yards vs. LSU in 2014 ... Became the first UF freshman on offense to score in a season opener since Trey Burton on Sept. 3, 2010, vs. Miami (Ohio) with a rushing TD in the 2014 rout of Eastern Michigan. |
| REC | YDS | AVG | TD | | | | | | | | |
| -- | -- | -- | -- | | | | | | | | |
| 81 WR |  | ANTONIO CALLAWAY 5-11 197 So. Miami, Fla. <table> <tr> <th>REC</th><th>YDS</th><th>AVG</th><th>TD</th></tr> <tr> <td>--</td><td>--</td><td>--</td><td>--</td></tr> </table> | REC | YDS | AVG | TD | -- | -- | -- | -- | LAST GAME (1/1/16 - vs. No. 14 Michigan, Buffalo Wild Wings Citrus Bowl): Collected five receptions for 75 yards ... Threw a 2-yard touchdown pass ... Collected his 10th and 11th receptions of 20+ yards this season (most by a Gator in one campaign since at least 2009) ... Returned three kickoffs for 79 yards, including a 37-yarder. 2015: Ranked third and fourth among SEC and FBS true freshmen, respectively, in receiving yards ... First Gator in history with 400+ punt return yards and 600+ receiving yards in a season ... Three TD catches of 50+ yards (most by a Gator since Andre Debose had four in 2011) ... Caught the game-winning 63-yard TD vs. Tennessee... Prior to Florida: 2014 Class 3A All-State First Team ... Helped Booker T. Washington to a Class 4A state title, 15-0 record in 2014 ... Had 31 catches for 818 yards and 7 TDs as a senior. |
| REC | YDS | AVG | TD | | | | | | | | |
| -- | -- | -- | -- | | | | | | | | |
| 30 TE |  | DEANDRE GOOLSBY 6-4 244 Jr. Derby, Kan. <table> <tr> <th>REC</th><th>YDS</th><th>AVG</th><th>TD</th></tr> <tr> <td>--</td><td>--</td><td>--</td><td>--</td></tr> </table> | REC | YDS | AVG | TD | -- | -- | -- | -- | LAST GAME (1/1/16 - vs. No. 14 Michigan, Buffalo Wild Wings Citrus Bowl): Made fifth career start, his fourth in UF's last five games... Did not record a catch. 2015: One of five SEC tight ends since 2013 (and the fourth Gator tight end since 1996) to tally 90+ receiving yards and catch a touchdown in a game, doing so against ECU. His 94 receiving yards against ECU were the most in a game by a Gator tight end since the 2010 Sugar Bowl... Three receptions of 30+ yards... 2014: Played in seven games, but did not record stats... Career: Appeared in 21 games (five starts), making his first start at No. 6 LSU... Longest catch was for 34 yards against ECU. |
| REC | YDS | AVG | TD | | | | | | | | |
| -- | -- | -- | -- | | | | | | | | |
| 54 OL |  | CAM DILLARD 6-4 313 R Jr. Canton, Mich. <table> <tr> <th>GS</th><th>RUSH/G</th><th>PASS/G</th><th>PPG</th></tr> <tr> <td>--</td><td>--</td><td>--</td><td>--</td></tr> </table> | GS | RUSH/G | PASS/G | PPG | -- | -- | -- | -- | LAST GAME (1/1/16 - vs. No. 14 Michigan, Buffalo Wild Wings Citrus Bowl): Saw action as a reserve offensive lineman. 2015: Started at center for the first 11 games ... Appeared in the SEC Championship Game and Buffalo Wild Wings Citrus Bowl as a reserve offensive lineman... 2014: Played in four games as a reserve offensive lineman ... Made his collegiate debut in the season opener against Eastern Michigan ... Also played against Georgia, Vanderbilt and Eastern Kentucky. Career: Appeared in 17 games, starting 11 ... Redshirted in 2013, earning Most Valuable Defensive Scout Team Player Award during that season. |
| GS | RUSH/G | PASS/G | PPG | | | | | | | | |
| -- | -- | -- | -- | | | | | | | | |
| 64 OL |  | TYLER JORDAN 6-4 309 So. Jacksonville, Fla. <table> <tr> <th>GS</th><th>RUSH/G</th><th>PASS/G</th><th>PPG</th></tr> <tr> <td>--</td><td>--</td><td>--</td><td>--</td></tr> </table> | GS | RUSH/G | PASS/G | PPG | -- | -- | -- | -- | LAST GAME (1/1/16 - vs. No. 14 Michigan, Buffalo Wild Wings Citrus Bowl): Made his third consecutive start at right guard. 2015: Appeared in all 14 games, starting each of the final three at right guard... Prior to Florida: Played in the 2015 Under Armour All-American Game ... 2014 Class 5A All-State First Team ... 2013 Class 5A All-State Second Team ... Helped Bishop Kenny HS reach the 2014 Class 5A Regional Championship. |
| GS | RUSH/G | PASS/G | PPG | | | | | | | | |
| -- | -- | -- | -- | | | | | | | | |
| 73 OL |  | MARTEZY IVEY 6-5 305 So. Apopka, Fla. <table> <tr> <th>GS</th><th>RUSH/G</th><th>PASS/G</th><th>PPG</th></tr> <tr> <td>--</td><td>--</td><td>--</td><td>--</td></tr> </table> | GS | RUSH/G | PASS/G | PPG | -- | -- | -- | -- | LAST GAME (1/1/16 - vs. No. 14 Michigan, Buffalo Wild Wings Citrus Bowl): Made eighth straight start at left guard. 2015: Played in each of Florida's last 12 games since returning from a preseason injury ... Became the 25th UF true freshman offensive lineman since 2000 to start a game (at No. 6 LSU)... Prior to Florida: Played in the U.S. Army All-American Bowl in San Antonio, Texas ... Parade All-American ... MaxPreps All-America First Team ... Two-time Class 8A All-State selection ... Led Apopka High School to Class 8A state titles in 2012 and 2014. |
| GS | RUSH/G | PASS/G | PPG | | | | | | | | |
| -- | -- | -- | -- | | | | | | | | |
| 74 OL |  | FRED JOHNSON 6-6 311 So. West Palm Beach, Fla. <table> <tr> <th>GS</th><th>RUSH/G</th><th>PASS/G</th><th>PPG</th></tr> <tr> <td>--</td><td>--</td><td>--</td><td>--</td></tr> </table> | GS | RUSH/G | PASS/G | PPG | -- | -- | -- | -- | LAST GAME (1/1/16 - vs. No. 14 Michigan, Buffalo Wild Wings Citrus Bowl): Made second career start at right tackle. 2015: Appeared in eight games, making starts at right tackle against Vanderbilt (Nov. 7) and No. 14 Michigan (Jan. 1) in the Buffalo Wild Wings Citrus Bowl... Prior to Florida: 2014 Class 7A All-State Second Team ... Helped Royal Palm Beach HS to the 2014 Class 7A Regional Championship ... Also played basketball for Royal Palm Beach. |
| GS | RUSH/G | PASS/G | PPG | | | | | | | | |
| -- | -- | -- | -- | | | | | | | | |
| 78 OL |  | DAVID SHARPE 6-6 357 Jr. Jacksonville, Fla. <table> <tr> <th>GS</th><th>RUSH/G</th><th>PASS/G</th><th>PPG</th></tr> <tr> <td>--</td><td>--</td><td>--</td><td>--</td></tr> </table> | GS | RUSH/G | PASS/G | PPG | -- | -- | -- | -- | LAST GAME (1/1/16 - vs. No. 14 Michigan, Buffalo Wild Wings Citrus Bowl): Appeared in his 14th straight game, manning his starting spot at left tackle for a fifth consecutive game after seeing time as a reserve lineman against Vanderbilt (Nov. 7). 2015: Appeared in all 14 games, starting 13 of them at left tackle... 2014: Played in six games as a true freshman, working his way into the offensive line rotation ... Saw action at left tackle in a reserve role... Career: Made 20 career appearances (13 starts), highlighted by starts in the first eight games of the 2015 campaign. |
| GS | RUSH/G | PASS/G | PPG | | | | | | | | |
| -- | -- | -- | -- | | | | | | | | |
| 15 K |  | EDDY PINEIRO 6-0 173 R So. Miami, Fla. <table> <tr> <th>FG</th><th>LONG</th><th>PAT</th><th>PTS</th></tr> <tr> <td>--/--</td><td>--</td><td>--/--</td><td>--</td></tr> </table> | FG | LONG | PAT | PTS | --/-- | -- | --/-- | -- | LAST GAME: N/A Prior to Florida: Attended ASA Community College in Miami prior to enrolling at Florida in January ... Worked with kicking instructor Brandon Kornblue ... Only played seven football games in his high school career at Miami Sunset, primarily handling kickoff and extra point duties ... Standout soccer player at Miami Sunset HS. |
| FG | LONG | PAT | PTS | | | | | | | | |
| --/-- | -- | --/-- | -- | | | | | | | | |

THE FLORIDA DEFENSE

| | | | |
|----------|---|--|---|
| 17 DL |  | JORDAN SHERIT 6-4 251 R/Jr. Tampa, Fla. TACKLES TFL SACKS QBH -- -- -- -- | LAST GAME (1/1/16 - Buffalo Wild Wings Citrus Bowl): Totaled two tackles. 2015: Played in 13 games, starting four at defensive end... Totaled 25 tackles and 1.5 sacks. Career: Appeared in 22 games, totaling 28 tackles, 1.5 tackles for loss, 1.5 sacks and two defended passes. |
| 57 DL |  | CALEB BRANTLEY 6-2 297 R/Jr. Crescent City, Fla. TACKLES TFL SACKS QBH -- -- -- -- | LAST GAME (1/1/16 - Buffalo Wild Wings Citrus Bowl): Recorded one tackle. 2015: Appeared in 13 games, starting 10... Totaled 29 tackles with 6.5 tackles-for-loss... Recorded a career-high-tying six tackles against LSU... Notched a pair of quarterback hurries during the season and recorded a sack at Missouri and South Carolina. Career: Has appeared in 25 games, totaling 50 tackles, 10.5 tackles-for-loss, 3 sacks, two forced fumbles and five QB hurries. |
| 91 DL |  | JOEY IVIE 6-3 290 Sr. Dade City, Fla. TACKLES TFL SACKS QBH -- -- -- -- | LAST GAME (1/1/16 - Buffalo Wild Wings Citrus Bowl): Participated but did not record any stats. 2015: Played in 10 games and started five times at defensive tackle...Recorded a career-high 27 tackles with four tackles-for-loss and 3.5 sacks...Forced one fumble on the year... Posted three sacks against East Carolina, which was the first multi-sack game of his career. Career: Has appeared in 25 games, totaling 54 tackles, seven tackles for loss, 4.5 sacks, one forced fumble and two QB hurries. |
| 94 DL |  | BRYAN COX, JR. 6-3 260 RSr. Fort Lauderdale, Fla. TACKLES TFL SACKS QBH -- -- -- -- | LAST GAME (1/1/16 - Buffalo Wild Wings Citrus Bowl): Assisted on two tackles. 2015: Played in all 14 games and started 13...Totaled 45 tackles on the season, including 10.5 tackles for loss and 3.5 sacks...Also had six quarterback hurries...Forced two fumbles and recovered two fumbles on the year...Notched a career-high eight tackles against Vanderbilt and a career-best 3.5 tackles-for-loss at LSU. Career: Has appeared in 33 games, totaling 79 tackles, 18.5 tackles-for-loss, 9.5 sacks, two forced fumbles and two fumble recoveries. |
| 96 DL |  | CECE JEFFERSON 6-1 270 So. Glen St. Mary, Fla. TACKLES TFL SACKS QBH -- -- -- -- | LAST GAME (1/1/16 - Buffalo Wild Wings Citrus Bowl): Recorded one tackle. 2015: Appeared in all 14 games, starting in four of them... Tied for third on the team with 3.5 sacks. Career: Has appeared in 14 games, totaling 29 tackles, 8.5 tackles for loss, one forced fumble and two QB hurries. |
| 34 LB |  | ALEX ANZALONE 6-3 237 R/Jr. Wyomissing, Pa. TACKLES TFL SACKS QBH -- -- -- -- | LAST GAME (9/21/15 - East Carolina): Recorded one tackle. 2015: Appeared in and started the first two games before suffering a shoulder injury that sidelined him for the rest of the season...Registered six tackles, including a career-high five tackles against New Mexico State... Career: Has appeared in 23 games, totaling 22 tackles and one tackle for loss. |
| 40 LB |  | JARRAD DAVIS 6-2 240 Sr. Kingsland, Ga. TACKLES TFL SACKS QBH -- -- -- -- | LAST GAME (1/1/16 - Buffalo Wild Wings Citrus Bowl): Assisted on four tackles and recorded one QB hit. 2015: Played in 14 games and started 12...Finished second on the team with 98 tackles...Third on the team with 11 tackles for loss and also had 3.5 sacks...Had seven quarterback hurries and broke up four passes and had one interception...Totaled a career-high two sacks against Florida Atlantic. Career: Has appeared in 35 games, totaling 145 tackles, 14 tackles for loss, 3.5 sacks, six passes defended, two forced fumbles, 10 QB hurries and one interception. |
| 6 DB |  | QUINCY WILSON 6-1 211 Jr. Fort Lauderdale, Fla. TACKLES TFL INT PD -- -- -- -- | LAST GAME (1/1/16 - Buffalo Wild Wings Citrus Bowl): Recorded three tackles. 2015: Appeared in 14 games, starting nine at cornerback... Had two interceptions and five pass breakups... Also had 19 tackles. Career: Has appeared in 26 games, totaling 51 tackles, one tackle for loss, 11 passes defended, one forced fumble and three interceptions. |
| 7 DB |  | DUKE DAWSON 5-11 202 Jr. Cross City, Fla. TACKLES TFL INT PD -- -- -- -- | LAST GAME (1/1/16 - Buffalo Wild Wings Citrus Bowl): Participated but did not record any stats. 2015: Played in 12 games and recorded a start against East Carolina... Totaled 22 tackles and recorded a career-high five tallies against ECU. Career: Has appeared in 25 games, totaling 24 tackles, one tackle for loss, two passes defended, one forced fumble, one QB hurry and one interception. |
| 8 DB |  | NICK WASHINGTON 6-0 198 R/Jr. Jacksonville, Fla. TACKLES TFL INT PD -- -- -- -- | LAST GAME (1/1/16 - Buffalo Wild Wings Citrus Bowl): Assisted on one tackle. 2015: Appeared in 14 games, starting four at safety... A key member on special teams as he had two fumble recoveries in 2015, both on Florida punts...Totaled a career-high 28 tackles. Career: Has appeared in 24 games, totaling 29 tackles. |
| 20 DB |  | MARCUS MAYE 6-0 210 RSr. Melbourne, Fla. TACKLES TFL INT PD -- -- -- -- | LAST GAME (1/1/16 - Buffalo Wild Wings Citrus Bowl): Totaled six solo tackles and assisted on three more... forced a fumble. 2015: Played in 13 games and started 12 times at safety...Racked up 82 tackles, fourth-most on the team...Forced five fumbles, second-most in the country, and recovered two... Intercepted two passes and broke up six more. Career: Has appeared in 36 games, totaling 160 tackles, 5.5 tackles-for-loss, 15 passes defended, seven forced fumbles, five QB hurries and four interceptions. |
| 26 DB |  | MARCELL HARRIS 6-1 207 R/Jr. Orlando, Fla. TACKLES TFL INT PD -- -- -- -- | LAST GAME (1/1/16 - Buffalo Wild Wings Citrus Bowl): Recorded a team-high tying eight tackles. 2015: Played in 12 games and recorded a start against East Carolina... Totaled 22 tackles and recorded a career-high five tallies against ECU... Career: Played in 22 games, making eight starts...Has totaled 50 tackles, three interceptions, four pass breakups one forced fumble. |
| 31 DB |  | TEEZ TABOR 6-0 199 Jr. Washington, D.C. TACKLES TFL INT PD -- -- -- -- | LAST GAME (1/1/16 - Buffalo Wild Wings Citrus Bowl): Had five solo tackles and assisted on two. 2015: Appeared in 13 games, starting nine contests at cornerback...Totaled 40 tackles, four tackles for loss, one sack, four interceptions and 14 pass breakups... Tabor's 18 passes defended in 2015 were tied for 13th among FBS players... Career: Has appeared in 25 games, totaling 71 tackles, eight tackles for loss, three sacks, 27 passes defended, one forced fumble and five interceptions. |
| 19 P |  | JOHNNY TOWNSEND 6-1 210 R/Jr. Orlando, Fla. PUNTS AVG LONG IN 20 -- -- -- -- | LAST GAME (1/1/16 - Buffalo Wild Wings Citrus Bowl): Recorded four punts, averaging 54 yards per punt. 2015: Appeared in all 14 games... Tallied 83 punts for an average of 45.4 yards, which ranked third in the country and first in the conference in net punting. Career: Has appeared in 20 games, totaling 112 punts for 4,982 yards, which averages to 44.5 yards per punt... Longest punt recorded was 61 yards in 2013. |

NFL GATORS

Florida has a huge presence in the league again this year. There are currently 56 former Gators on NFL rosters as of August 23.

| | | |
|--|--|--|
| Humphries, D.J. Arizona Cardinals | Evans, Josh Jacksonville Jaguars | Sturgis, Caleb Philadelphia Eagles |
| Neal, Keanu Atlanta Falcons | Fowler, Dante Jacksonville Jaguars | Watkins, Jaylen Philadelphia Eagles |
| Poole, Brian Atlanta Falcons | Hammond, Frankie Kansas City Chiefs | Gilbert, Marcus Pittsburgh Steelers |
| Elam, Matt Baltimore Ravens | Howard, Jaye Kansas City Chiefs | Pouncey, Maurkice Pittsburgh Steelers |
| Gillislee, Mike Buffalo Bills | Robinson, Demarcus Kansas City Chiefs | Brown, Trent San Francisco 49ers |
| Spikes, Brandon Buffalo Bills | Easley, Dominique Los Angeles Rams | Driskel, Jeff San Francisco 49ers |
| Bullard, Jonathan Chicago Bears | Roberson, Marcus Los Angeles Rams | Silberman, Ian San Francisco 49ers |
| Thompson, Deonte Chicago Bears | Jenkins, Jelani Miami Dolphins | Taylor, Kelvin San Francisco 49ers |
| Dunlap, Carlos Cincinnati Bengals | Pouncey, Mike Miami Dolphins | Hargreaves, Vernon Tampa Bay Buccaneers |
| Thurman, Trip Cincinnati Bengals | Floyd, Sharif Minnesota Vikings | Murphy, Louis Tampa Bay Buccaneers |
| Haden, Joe Cleveland Browns | Trattou, Justin Minnesota Vikings | Westbrook, Tevin Tampa Bay Buccaneers |
| Green, Chaz Dallas Cowboys | Halapio, Jon New England Patriots | Wright, Major Tampa Bay Buccaneers |
| Garcia, Max Denver Broncos | Ball, Neiron Oakland Raiders | Riggs, Cody Tennessee Titans |
| Bostic, Jon Detroit Lions | McGee, Jake Oakland Raiders | Brown, Mack Washington Redskins |
| McCray, Lerentee Green Bay Packers | Nelson, Reggie Oakland Raiders | Dunbar, Quinton Washington Redskins |
| Harrison, Jonothan Indianapolis Colts | Orr, Leon Oakland Raiders | Jones, Matt Washington Redskins |
| Morrison, Antonio Indianapolis Colts | Burton, Trey Philadelphia Eagles | Reed, Jordan Washington Redskins |
| Okine, Earl Indianapolis Colts | McCalister, Alex Philadelphia Eagles | Showers, Valdez Washington Redskins |

ROSTER PRONUNCIATION GUIDE

| | |
|--------------------------|----------------|
| Alex Anzalone | An-zah-LOAN-ee |
| Khairi Clark | Carrie |
| Jarrad Davis | Jared |
| Keivonnis Davis | Ka-VAUGHN-sss |
| Richerd Desir-Jones..... | RISH-ard |
| Vosean Joseph | VO-shawn |
| Jahim Lawrence | JA-heeem |
| C'yontai Lewis..... | CEE-on-TAY |
| Jachai Polite | JA-kiiii |
| Jorge Powell | HOR-HAY |

OFFENSIVE CAREER HIGHS

#4 BRANDON POWELL

Rushes: 7 (Missouri, 2014)
Rush Yards: 37 (Missouri, 2014)
Long Rush: 13 (Missouri, 2014)
Rushing TDs: 1 (EMU, 2014)
Receptions: 6 (LSU, 2014)
Receiving Yards: 77 (Ole Miss, 2015)
Receiving TD: 1 (3x, last vs. Ole Miss, 2015)
Receiving Long: 77 (Ole Miss, 2015)
Kick Returns: 4 (UT, 2015)
Kick Return Yards: 76 (UT, 2015)

#5 AHMAD FULWOOD

Catches: 4 (2x, last EMU, 2014)
Receiving Yards: 86 (ECU, 2014)
Receiving TD: 1 (2x, last ECU, 2014)
Long Catch: 86 (ECU, 2014)

#18 C.J. WORTON

Catches: 3 (NMSU, 2015)
Receiving Yards: 11 (NMSU, 2015)
Receiving TDs: 1 (2x, last vs. Alabama, 2015)
Long Catch: 46 (Alabama, 2015)

#22 CASE HARRISON

Rushes: 5 (NMSU, 2015)
Rush Yards: 17 (NMSU, 2015)
Long Rush: 8 (NMSU, 2015)

#25 JORDAN SCARLETT

Rushes: 9 (Georgia, 2015)
Rush Yards: 99 (Georgia, 2015)
Rushing TDs: 1 (NMSU, 2015)
Long Rush: 60 (Georiga, 2015)

#30 DEANDRE GOOLSBY

Catches: 3 (3x, last Missouri, 2015)
Receiving Yards: 94 (ECU, 2015)
Long Catch: 34 (ECU, 2015)

#32 JORDAN CRONKRITE

Rushes: 9 (ECU, 2015)
Rush Yards: 49 (South Carolina, 2015)
Rushing TDs: 1 (South Carolina, 2015)
Long Rush: 18 (ECU, 2015)
Catches: 2 (South Carolina, 2015)
Receiving Yards: 49 (South Carolina, 2015)
Receiving TD: 1 (South Carolina, 2015)
Receiving Long: 41 (South Carolina, 2015)

#37 MARK HERNDON

Rushes: 4 (Toledo, 2013)
Rush Yards: 32 (Toledo, 2013)
Long Rush: 17 (Toledo, 2013)
Catches: 1 (3x, last NMSU, 2015)
Receiving Yards: 78 (EMU, 2014)
Receiving TDs: 1 (EMU, 2014)
Long Catch: 78 (EMU, 2014)

#80 C'YONTAI LEWIS

Catches: 2 (NMSU, 2015)
Receiving Yards: 44 (NMSU, 2015)
Receiving TDs: 2 (NMSU, 2015)
Long Catch: 32 (NMSU, 2015)

#81 ANTONIO CALLAWAY

Rushes: 1 (3x, last FAU, 2015)
Rush Yards: 9 (UK, 2015)
Long Rush: 9 (UK, 2015)
Receptions: 5 (2x, last vs. Michigan, 2015)
Receiving Yards: 112 (Tennessee, 2015)
Receiving Long: 66 (Georgia, 2015)
Receiving TDs: 1 (3x, last FAU 2015)
Punt Returns: 7 (Vanderbilt, 2015)
Punt Return Yards: 110 (Vanderbilt, 2015)
Punt Return TD: 1 (2x, last vs. Alabama, 2015)

#85 CHRIS THOMPSON

Catches: 3 (Florida State, 2013)
Receiving Yards: 24 (Florida State, 2013)
Long Catch: 20 (Michigan, 2014)
Tackles: 3 (Ole Miss, 2015)

SPECIAL TEAMS HIGHS

#98 JORGE POWELL

FG Attempted: 2 (Ole Miss, 2015)
FG Made: 1 (Ole Miss, 2015)
FG Long: 31 (Ole Miss, 2015)
Kickoffs: 8 (Ole Miss, 2015)
Kickoff Yards: 508 (Ole Miss, 2015)
Kickoff Average: 63.5 (Ole Miss, 2015)

#19 JOHNNY TOWNSEND

Punts: 9 (3x, last Florida State, 2015)
Punting Yds: 418 (Florida State, 2015)
Punting Avg: 51.8 (Alabama, 2015)
Punting Long: 61 (2x, last UT, 2015)

DEFENSIVE CAREER HIGHS

#6 QUINCY WILSON

Tackles: 4 (6x, last Alabama, 2015)
 Sacks: None
 Forced Fumbles: 1 (Georgia, 2014)
 Interceptions: 1 (South Carolina, 2015)

#7 DUKE DAWSON

Tackles: 6 (Vanderbilt, 2014)
 Sacks: None
 Forced Fumbles: None
 Interceptions: 1 (EMU, 2014)

#8 NICK WASHINGTON

Tackles: 6 (ECU, 2015)
 Sacks: 0.5 (Missouri, 2015)
 Forced Fumbles: 1 (FAU, 2015)
 Interceptions: None

#13 DANIEL MCMILLIAN

Tackles: 6 (Michigan, 2014)
 Sacks: None
 Forced Fumbles: 1 (South Carolina, 2015)
 Interceptions: None

#17 JORDAN SHERIT

Tackles: 3 (3x, last Vanderbilt, 2015)
 Sacks: 1.5 (South Carolina, 2015)
 Forced Fumbles: None
 Interceptions: None

#20 MARCUS MAYE

Tackles: 10 (Tennessee, 2015)
 Sacks: None
 Forced Fumbles: 1 (6x, last Michigan, 2015)
 Interceptions: 1 (4x, last Georgia, 2015)

#26 MARCELL HARRIS

Tackles: 5 (ECU, 2015)
 Sacks: None
 Forced Fumbles: None
 Interceptions: None

#31 TEEZ TABOR

Tackles: 7 (2x, last vs. Michigan, 2015)
 Sacks: 1 (3x, last Vanderbilt, 2014)
 Forced Fumbles: 1 (Tennessee, 2014)
 Interceptions: 1 (5x, last FAU, 2015)

#34 ALEX ANZALONE

Tackles: 5 (NMSU, 2015)
 Sacks: None
 Forced Fumbles: None
 Interceptions: None

#40 JARRAD DAVIS

Tackles: 10 (3x, last FAU, 2015)
 Sacks: 2.0 (FAU, 2015)
 Forced Fumbles: 1 (2x, last vs. Bama 2015)
 Interceptions: 1 (Georgia, 2015)

#57 CALEB BRANTLEY

Tackles: 6 (LSU, 2014)
 Sacks: 1.0 (2x, last South Carolina, 2015)
 Forced Fumbles: 1 (2x, last ECU, 2014)
 Interceptions: None

#91 JOEY IVIE

Tackles: 6 (EKU, 2014)
 Sacks: 3.0 (ECU, 2015)
 Forced Fumbles: None
 Interceptions: None

#93 TAVEN BRYAN

Tackles: 2 (2x, last Vanderbilt, 2015)
 Sacks: 0.5 (Ole Miss, 2015)
 Forced Fumbles: None
 Interceptions: None

#94 BRYAN COX JR.

Tackles: 8 (Vanderbilt, 2015)
 Sacks: 3 (Tennessee, 2014)
 Forced Fumbles: 1 (Tennessee, 2015)
 Interceptions: None

#96 CECE JEFFERSON

Tackles: 5 (UK, 2015)
 Sacks: 1.0 (3x, last Florida State, 2015)
 Forced Fumbles: None
 Interceptions: None

#97 JUSTUS REED

Tackles: 3 (NMSU, 2015)
 Sacks: 2 (NMSU, 2015)
 Forced Fumbles: None
 Interceptions: None

2016 GAME CAPTAINS

UMass:
 Kentucky:
 North Texas:
 Tennessee:
 Vanderbilt:
 LSU:
 Missouri:
 Georgia:
 Arkansas:
 South Carolina:
 Presbyterian:
 Florida State:

THE LAST TIME...

BY FLORIDA:

30 Rushing Attempts: 34, Mike Gillislee vs. LSU, Oct. 6, 2012 (44 games)

40 Rushing Attempts: 41, Errict Rhett vs. Georgia, Oct. 30, 1993 (287 games)

100 Yards Rushing: 136, Kelvin Taylor vs. Florida State, Nov. 28, 2015 (2 games)

200 Yards Rushing: 210, Clatrick Fason vs. Kentucky, Sept. 25, 2004 (152 games)

300 Yards Rushing: 316, Emmitt Smith vs. New Mexico, Oct. 21, 1989 (337 games)

2+ Players with 100+ Yards Rushing: Kelvin Taylor (197 yards) and Matt Jones (193 yards) vs. Georgia, Nov. 1, 2014 (19 games)

5 TDs Rushing: 5, Trey Burton vs. Kentucky, Sept. 25, 2010 (72 games)

3 TDs Receiving: Riley Cooper vs. Western Carolina, Nov. 11, 2006 (118 games)

5+ TDs Passing: 6, Chris Leak vs. South Carolina, Nov. 13, 2004 (150 games)

20+ Passes Completed: 20, Will Grier vs. Missouri Oct. 10, 2015 (8 games)

30+ Passes Completed: 31, Jeff Driskel vs. Eastern Michigan, Sept. 6, 2014 (25 games)

40+ Passes Attempted: 42, Will Grier vs. Tennessee, Sept. 26, 2015 (10 games)

300+ Yards Passing: 305, Tyler Murphy vs. Vanderbilt, Nov. 9, 2013 (29 games)

Back-to-Back 300-Yard Passing Games: Tim Tebow, at South Carolina & vs. Florida Atlantic, 2007 (106 games)

9-Straight Games with 300 Yards Passing: Rex Grossman, Marshall-South Carolina, 2001 (184 games)

10+ Receptions: 15, Demarcus Robinson vs. Kentucky, Sept. 13, 2014 (24 games)

150+ Receiving Yards: 216, Demarcus Robinson vs. Kentucky, Sept. 13, 2014 (25 games)

2+ Players with 100+ Yards Receiving: D. Robinson (137 yds) and Q. Dunbar (107 yds) vs. Eastern Kentucky, Nov. 22, 2014 (16 games)

10+ Plays of 20+ Yards in a Game: 10 at FSU (seven offensive, one defensive. two kickoff returns, one punt return) Nov. 24, 2012 (39 games)

Kickoff Return for a TD: 100 yards, Solomon Patton vs. Missouri, Oct. 19, 2013 (31 games)

Punt Return for a TD: 85 yards, Antonio Callaway vs. Alabama, Dec. 5, 2015 (1 game)

Fake Field Goal for a TD: 21 yards, Michael McNeely vs. Georgia, Nov. 1, 2014 (19 games)

150+ Return Yards: 158, Solomon Patton vs. Missouri, Oct. 19, 2013 - 158 kickoff ret. (28 games)

Limited an Opponent to Under 100 yards Total Offense: 95 vs. FSU, Nov., 26, 2011 (52 games)

Limited an Opponent to Under 50 yards Passing: 30 vs. Vanderbilt, Nov. 7, 2015 (5 games)

Limited an Opponent to Under 50 yards Rushing: -21 vs. South Carolina, Nov. 15, 2015 (4 games)

Interception Return for a TD: 40 yards, Teez Tabor vs. Missouri, Oct. 10, 2015 (8 games)

2+ Interceptions returned for a TD: 2, vs. Furman, November 19, 2011, 75 yards, Jelani Jenkins and 25 yards, Pop Saunders (53 games)

Intercepted PAT Returned for a Defensive Extra Point: Keiwan Ratliff vs. Kentucky, Sept. 28, 2002 (177 games)

Multiple Defensive TDs: 2, vs. Furman, November 19, 2011, 75 yards, Jelani Jenkins and 25 yards, Pop Saunders (53 games)

2+ Interceptions in a Game: 2, Brian Poole at Florida State, Nov. 29, 2014 (15 games)

2+ Interceptions in Back-to-Back Games: Ryan Smith - 2 vs. Alabama, Sept. 30, 2006 & 2 vs. LSU, Oct. 7, 2006 (124 games)

3+ Players with an Interception: 4 vs. Georgia, October 31, 2015 - Marcus Maye, Vernon Hargreaves, Keanu Neal, Jarrod Davis (6 games)

Fumble Return for a TD: 49 yards, Keanu Neal, at Alabama, Sept. 20, 2014 (23 games)

Fumble Recovered in the End Zone for a TD: Nick Washington vs. Georgia, Oct. 31, 2015 (6 games)

Florida Recorded a Safety: Nov. 2, 2013 vs.Georgia; Aaron Murray sacked in endzone by Loucheiz Purifoy (31 games)

Blocked a Punt: Loucheiz Purifoy vs. Miami, Sept. 8, 2013 (36 games)

Blocked a Field Goal: Sharrif Floyd vs. Louisville, Jan. 2, 2013 (Sugar Bowl) (38 games)

Blocked a PAT: Mike Taylor vs. Louisville, Jan. 2, 2013 (Sugar Bowl) (38 games)

Blocked a Punt for a TD: Blocked by Loucheiz Purifoy and recovered by Jelani Jenkins for a 36-yard touchdown vs. Louisiana, Nov. 9, 2012 (41 games)

Blocked FG returned for a TD: Blocked by M. Thomas, returned by R. Lewis, 52 yards vs. Florida State, Nov. 26, 2005 (131 games)

Blocked PAT Returned for a Defensive Extra Point: Blocked by M. Thomas, returned by D. Webb, vs. South Carolina, Nov. 12, 2005 (133 games)

Blocked 2 Kicks in a Game (any combination: Punt, FG, PAT): 2 vs. Louisville, Jan. 2, 2013 (Sugar Bowl): Sharrif Floyd blocked field goal, Mike Taylor blocked PAT (38 games)

Blocked 3 Kicks in a Game (any combination: Punt, FG, PAT): 3 vs. Kentucky, Oct. 25, 2008: William Green blocked punt, Jeffery Demp's blocked punt, Joe Haden blocked field goal (98 games)

Blocked 2 Punts in a Game: 2 at Vanderbilt, Nov. 6, 2010: Chris Rainey blocked two punts (68 games)

Blocked 2 Field Goals in a Game: Nov. 11, 2006 vs. South Carolina: 1 - Ray McDonald, 1 - Jarvis Moss (122 games)

Player Blocked 2 Kicks in a Game (any combination: Punt, FG, PAT): 2 at Vanderbilt, Nov. 6, 2010: Chris Rainey, two punts (68 games)

50+ Yard Field Goal: 52 yards, Austin Hardin at Florida State, Nov. 29, 2014 (15 games)

Missed a PAT: Austin Hardin vs. FAU, Nov. 21, 2015 (3 games)

Missed a Field Goal: Missed from 40 yards, Austin Hardin vs. Alabama, Dec. 5, 2015 (1 game)

Player Played Both Ways: Bryan Cox, Jr. vs. FAU, November 21, 2015 (3 games)

Player Started Both Ways: Loucheiz Purifoy, vs. FSU, Nov. 24, 2012; Purifoy played cornerback and running back (38 games)

WR or RB Threw a TD Pass: Antonio Callaway vs. Michigan (Buffalo Wild Wings Citrus Bowl), Jan. 1, 2016 (0 games)

TD by an Offensive Lineman: Thomas Moody vs. South Carolina, Nov. 11, 2000; Moody scored on a six-yard reception (197 games)

Player Scored a TD Rushing & Receiving in a Game: Jordan Cronkrite vs. South Carolina, Nov. 15, 2015 (4 games)

4 Freshmen Scored a TD in a game: Nov. 18, 2006 vs. Western Carolina - Riley Cooper 3 receiving, Tim Tebow 2 rushing, Jarrod Fayson 1 rushing, Brandon James 1 punt return (121 games)

Scored a TD on the Opening Drive: Oct. 10, 2015 at Missouri (8 games)

Scored a TD on the First Three Possessions of a Game: Nov. 20, 2010 vs. Appalachian State (66 games)

Scored a TD on the First Four Possessions of a Game: Nov. 22, 2008 vs. The Citadel (93 games)

Scored a TD on the First Seven Possessions of a Game: Nov. 22, 2008 vs. The Citadel (93 games)

Converted a 2 Point Conversion: Treon Harris 1-yd run, Dec. 5, 2015 vs. Alabama (1 game)

Player Forced a Fumble and Recovered a Fumble in a Game: Alex McCalister vs. Ole Miss, Oct. 3, 2015 (9 games)

Recorded a Shutout: Sept. 6, 2014 vs. Eastern Michigan (25 games)

Held Time of Possession for Over 40 Minutes in a Game: 40:48 vs. Ohio State, Jan. 8, 2007 (117 games)

Forced an Opponent to have 5 Drives for Negative Yardage in a Game: 6 vs. Eastern Kentucky, Nov. 22, 2014 (16 games)

Recorded Five Fourth-Down Conversions in a Game: Went 5-for-5 on fourth down vs. Tennessee, Sept. 26, 2015 (9 games)

BY AN OPPONENT:

30 Rushing Attempts: 44, Derrick Henry, vs. Alabama, Dec. 5, 2015 (1 game)

40 Rushing Attempts: 44, Derrick Henry, vs. Alabama, Dec. 5, 2015 (1 game)

100 Yards Rushing: 109, De'Veon Smith, vs. Michigan, Jan. 1, 2016 (0 games)

200 Yards Rushing: 212, Marcus Lattimore, vs. South Carolina, Nov. 13, 2010 (65 games)

2+ Players with 100+ Yards Rushing: Josh Dobbs (136) and Jalen Hurd (102), vs. Tennessee, Sept. 26, 2015 (10 games)

3 Rushing TDs: 3, Jerron Seymour, vs. Vanderbilt, Nov. 9, 2013 (29 games)

20+ Passes Completed: 20, Jake Rudock, vs. Michigan, Jan. 1, 2016 (0 games)

30+ Passes Completed: 33, Faton Bauta vs. Georgia, Oct. 31, 2015 (6 games)

40+ Passes Attempted: 54, Blake Kemp, vs. East Carolina, Sept. 12, 2015 (12 games)

300+ Yards Passing: 333, Blake Kemp, vs. East Carolina, Sept. 12, 2015 (11 games)

400+ Yards Passing: 427, Shane Carden, vs. East Carolina, Jan. 3, 2015 (Birmingham Bowl) (14 games)

300+ Yards Total Offense: 306, Blake Kemp, vs. East Carolina, Sept. 12, 2015 (Kemp passed for 333 and rushed for -27) (9 games)

100+ Yards Receiving: 118, Calvin Jelu Chesson, vs. Michigan, Jan. 1, 2016 (0 games)

150+ Yards Receiving: 160, Justin Hardy, vs. East Carolina, Jan. 3, 2015 (Birmingham Bowl) (14 games)

200+ Yards Receiving: 201, Amari Cooper, at Alabama, Sept. 20, 2014 (23 games)

2+ Players with 100+ Yards Receiving: Justin Hardy (160) and Cam Worthy (130), vs. East Carolina, Jan. 3, 2015 (Birmingham Bowl) (14 games)

3 Receiving TDs: 3, Amari Cooper, at Alabama, Sept. 20, 2014 (23 games)

Blocked Kick Returned for a TD: 78, Devin Hester, Miami (Chick-Fil-A Peach Bowl), Dec. 31, 2004 (144 games)

50+ Yard Field Goal: 51, Roberto Aguayo, vs. Florida State, Nov. 28, 2015 (2 games)

Kickoff Return for a TD: 96, Marcus Murphy, Missouri, Oct. 18, 2014 (20 games)

Punt Return for a TD: 82, Marcus Murphy, Missouri, Oct. 18, 2014 (19 games)

Fake Punt for a TD: 57, Tim Sesley, SW Louisiana, Nov. 6, 1993 (288 games)

Fake Field Goal for a TD: 16-yard run, Trent Domingue, LSU, Oct. 17, 2015 (7 games)

Interception Return for a TD: 94-yard return, Terrance Smith, at Florida State, Nov. 29, 2014 (15 games)

3+ Interceptions: 3, Corey Webster, LSU, Oct. 12, 2002 (175 games)

Fumble Return for a TD: 0, Ocie Rose, FAU, Nov. 21, 2015 (3 games)

Blocked Field Goal: D.J. Pettway, Alabama, Dec. 5, 2015 (1 game)

Blocked Punt: Keith Holcombe, Alabama, Dec. 5, 2015 (1 game)

Blocked Punt Return for a TD: Blake Commie, Louisiana, Nov. 9, 2012 (42 games)

Blocked Field Goal for a TD: Thomas Carroll, Miami, Dec. 31, 2004 (Chick-Fil-A Peach Bowl); Carroll blocked the Matt Leach kick and Devin Hester returned it 78-yards for a TD (144 games)

Blocked PAT Returned for a Defensive Extra Point: Victor Hampston, South Carolina, Oct. 20, 2012 (44 games)

Florida Player Tackled for a Safety: Chris Leak vs. South Carolina, Nov. 15, 2003 (159 games)

Florida Player Intentionally Takes a Safety: John Brantley vs. Furman, batted ball out of endzone on botched snap, Nov., 19, 2011 (53 games)

Florida Player Allows a Safety by Penalty: John Brantley vs. Furman, batted ball out of endzone on botched snap, Nov., 19, 2011 (53 games)

Missed a Field Goal: Missed from 24 yards, Adam Griffith vs. Alabama, Dec. 5, 2015 (1 game)

Missed a PAT: Younghoe Koo, vs. Georgia Southern, Nov. 23, 2013 (76 games)

Blocked a PAT: Ni Internicola vs. FAU, Nov. 21, 2015 (3 games)

FLORIDA 61, NEW MEXICO STATE 13

September 5, 2015

Ben Hill Griffin Stadium at Florida Field | Gainesville, FL (Attendance: 90,227)

After punting on their first possession of the game, the Gators scored a touchdown on five of their next six drives to jump out to a 34-13 halftime lead against New Mexico State. UF saw contributions by a lot of new faces, as a pair of young quarterbacks (So. Treon Harris, RS-Fr. Will Grier) combined to throw for 379 yards and four touchdowns, while a balanced rushing attack added four more scores. Defensively, the Gators shut down the Aggies in the second half, forcing five punts and an interception while holding them to minus-one total yard after the break.

| Score by Quarters | 1 | 2 | 3 | 4 | Score |
|-----------------------|---|----|----|----|-------|
| New Mexico St. | 0 | 13 | 0 | 0 | 13 |
| Florida | 7 | 27 | 13 | 14 | 61 |

SCORING SUMMARY

| Qtr | Time | Scoring Play | NMSU-UF |
|-----|-------|---|---------|
| 1st | 08:21 | UF - Powell, B. 37 yd pass from Harris, Tr. (Hardin, A. kick) 4-63, 2:02 | 0 - 7 |
| 2nd | 14:06 | UF - Taylor, Kel. 9 yd run (Hardin, A. kick) 8-89, 4:34 | 0 - 14 |
| | 10:59 | UF - Lewis, C. 12 yd pass from Grier, W. (Hardin, A. kick) 5-50, 1:37 | 0 - 21 |
| | 06:28 | NMSU - Rose III, Larry 8 yd run (Davidson, P. kick) 6-18, 1:51 | 7 - 21 |
| | 03:17 | UF - Grier, W. 4 yd run (Hardin, A. kick) 6-74, 3:11 | 7 - 28 |
| | 01:46 | NMSU - Morgan, T. 31 yd pass from Rogers, Tyler (Davidson, P. kick failed) 5-75, 1:31 | 13 - 28 |
| | 00:24 | UF - Lewis, C. 32 yd pass from Grier, W. (Hardin, A. kick blocked) 7-75, 1:22 | 13 - 34 |
| 3rd | 09:25 | UF - Hardin, A. 34 yd field goal, 7-26, 3:38 | 13 - 37 |
| | 06:31 | UF - Cronkrite, J. 3 yd run (Hardin, A. kick) 5-31, 2:36 | 13 - 44 |
| | 01:44 | UF - Hardin, A. 36 yd field goal, 9-33, 3:30 | 13 - 47 |
| 4th | 09:34 | UF - Scarlett, J. 4 yd run (Hardin, A. kick) 11-65, 5:26 | 13 - 54 |
| | 04:23 | UF - Worton, C. 6 yd pass from Harris, Tr. (Hardin, A. kick) 7-56, 3:43 | 13 - 61 |

TEAM STATISTICS

| | NMSU | UF |
|---------------------------|---------|---------|
| First Downs | 8 | 28 |
| Rushes-Yards (Net) | 22-64 | 41-222 |
| Passing Yards (Net) | 136 | 384 |
| Passes Comp.-Att.-Int. | 15-29-1 | 31-38-0 |
| Total Offense Plays-Yards | 51-200 | 79-606 |
| Punt Returns-Yards | 0-0 | 3-30 |
| Kickoff Returns-Yards | 1-22 | 2-46 |
| Punts-Average | 8-32.6 | 1-40.0 |
| Fumbles-Lost | 0-0 | 2-1 |
| Penalties-Yards | 1-9 | 1-10 |
| Possession Time | 22:04 | 37:56 |
| Sacks By: Number-Yards | 1-1 | 2-14 |

INDIVIDUAL STATISTICS

| | |
|----------------------|--|
| Passing | NMSU - Rogers 14-27-0-128 (1 TD), Morgan 0-1-1-0 UF - Harris 14-19-215-0 (2 TD), Grier 16-18-166-0 (2 TD), Grady 1-1-3-0 |
| Rushing | NMSU - Rose 12-64 (TD), Morgan 1-8, Hall 2-1, Rogers 7-0, Clark 1-(-1) UF - Taylor 8-54 (TD), Grier 4-43 (TD), Scarlett 8-34 (TD), Cronkrite 5-24 (TD), Harris 5-23, Grady 2-21, Harrison 5-17, Herndon 2-12, Callaway 1-8, Team 1-(-13) |
| Receiving | NMSU - Morgan 3-38 (TD), Hogan 3-17, Rose 2-42, Taylor 2-19, Hall 2-6, Bowen 2-6 UF - Robinson 6-34, Goolsby 3-38, Callaway 3-26, Worton 3-23 (TD), Powell 2-50 (TD), Lewis 2-44 (2 TD), Bailey 2-43, Taylor 2-41, Showers 2-24, McGee 2-18, Grady 1-25, Herndon 1-9, Hargreaves 1-6, Dixon 1-3 |
| Sacks | NMSU - Hanks 1-1 UF - Reed 1-8, Bullard 1-6 |
| Interceptions | NMSU - none UF - Hargreaves 1-43 |
| Fumbles | NMSU - None UF - Grier 1-1, Team 1-0 |

FLORIDA 31, EAST CAROLINA 24

September 12, 2015

Ben Hill Griffin Stadium at Florida Field | Gainesville, FL (Attendance: 88,034)

In a back-and-forth game, the Gators held on to beat the Pirates 31-24 in a rematch of the 2015 Birmingham Bowl. Florida continued to use two quarterbacks, as Will Grier and Treon Harris split time at the helm of UF's offense. Florida secured the victory with 12 seconds left when ECU quarterback Blake Kemp fumbled and the Gators' Alex McCalister recovered. UF totaled 373 yards of offense, led by Grier's 151 passing yards and two scores. Tight end DeAndre Goolsby scored his first career touchdown and had 94 yards on three catches, while Demarcus Robinson had five catches for 55 yards and a score. Kelvin Taylor led the rushing attack with 55 yards and a touchdown. The Florida defense stifled the run game, limiting ECU to (-13) yards for the game, the fewest rushing yards allowed by the Gators since 1998. Jarrod Davis led the way with 10 tackles, including three tackles-for-loss. Teez Tabor scored his first career touchdown on a 39-yard return late in the third quarter to give Florida a 24-14 lead.

| Score by Quarters | 1 | 2 | 3 | 4 | Score |
|----------------------|----|---|----|----|-------|
| East Carolina | 7 | 0 | 7 | 10 | 24 |
| Florida | 10 | 0 | 14 | 7 | 31 |

SCORING SUMMARY

| Qtr | Time | Scoring Play | ECU-UF |
|-----|-------|---|---------|
| 1st | 11:26 | ECU - Grayson, D. 31 yd pass from Kemp, B. (Plowman, D. kick) 8-75, 3:34 | 7 - 0 |
| | 04:08 | UF - Hardin, A. 37 yd field goal, 8-38, 3:41 | 7 - 3 |
| | 00:49 | UF - Goolsby, D. 32 yd pass from Grier, W. (Hardin, A. kick) 4-74, 1:23 | 7 - 10 |
| 3rd | 10:43 | ECU - Jones, I. 27 yd pass from Kemp, B. (Plowman, D. kick) 1-27, 0:08 | 14 - 10 |
| | 07:11 | UF - Robinson, D. 6 yd pass from Grier, W. (Hardin, A. kick) 8-57, 3:32 | 14 - 17 |
| | 03:32 | UF - Tabor, J. 39 yd interception return (Hardin, A. kick) | 14 - 24 |
| 4th | 12:25 | ECU - Plowman, D. 30 yd field goal, 5-21, 1:48 | 17 - 24 |
| | 06:57 | UF - Taylor, Kel. 7 yd run (Hardin, A. kick) 11-75, 5:28 | 17 - 31 |
| | 03:04 | ECU - Williams, B. 7 yd pass from Kemp, B. (Plowman, D. kick) 10-66, 3:53 | 24 - 31 |

TEAM STATISTICS

| | ECU | UF |
|---------------------------|----------|---------|
| First Downs | 20 | 17 |
| Rushes-Yards (Net) | 22-(-13) | 38-168 |
| Passing Yards (Net) | 346 | 205 |
| Passes Comp.-Att.-Int. | 37-58-1 | 15-25-1 |
| Total Offense Plays-Yards | 80-333 | 63-373 |
| Punt Returns-Yards | 2-15 | 3-6 |
| Kickoff Returns-Yards | 3-71 | 2-56 |
| Punts-Average | 7-40.1 | 5-43.2 |
| Fumbles-Lost | 3-2 | 1-1 |
| Penalties-Yards | 9-65 | 12-105 |
| Possession Time | 28:53 | 31:07 |
| Sacks By: Number-Yards | 2-13 | 3-22 |

INDIVIDUAL STATISTICS

| | |
|----------------------|--|
| Passing | ECU - Kemp 34-54-333-1 (3 TD), Summers 3-4-13-0 UF - Grier 10-17-151-1 (2 TD), Harris 5-8-54-0 |
| Rushing | ECU - Hairston 17-15, Summers 1-1, Scott 1-(-2), Kemp 3-(-27) UF - Taylor 16-55 (TD), Cronkrite 9-47, Harris 3-32, Scarlett 4-24, Grier 3-10, Powell 1-3, Herndon 1-(-1), Team 1-(-2) |
| Receiving | ECU - Jones 14-135 (TD), Williams 9-83 (TD), Hairston 5-34, Grayson 4-56 (TD), Williams 2-21, Bishop 2-16, Scott 1-1 UF - Robinson 5-55 (TD), Goolsby 3-94 (TD), Powell 3-29, Fulwood 2-15, Lewis 1-6, Taylor 1-6 |
| Sacks | ECU - Williams 1-9, Brunson 1-4 UF - Ivie 3-22 |
| Interceptions | ECU - Fulp 1-2 UF - Tabor 1-39 (TD) |
| Fumbles | ECU - Kemp 1-1, Grayson 1-1, Hairston 1-0 UF - Herndon 1-1 |

GAME 3

FLORIDA 14, KENTUCKY 9

September 19, 2015

Commonwealth Stadium | Lexington, KY (Attendance: 63,040)

Florida won 14-9 in Lexington to extend its winning streak over Kentucky to 29 years, the longest active streak in the nation over a major opponent in an annual series. After an early interception by Vernon Hargreaves III was returned inside the Wildcats' 20 yard line, Will Grier led the Gators in for a touchdown and early 7-0 lead. Kentucky responded with a field goal later in the first quarter, but Grier led another scoring drive just before the half. Grier completed 4-of-4 passes on the drive for 44 yards and Kelvin Taylor ran it in from 3 yards out for a 14-3 halftime lead. In the second half, the Florida offense struggled to get anything going while the defense limited Kentucky to a pair of field goals. Quincy Wilson intercepted a pass with 33 seconds remaining in the game to seal the victory.

| Score by Quarters | 1 | 2 | 3 | 4 | Score |
|-------------------|---|---|---|---|-------|
| Florida | 7 | 7 | 0 | 0 | 14 |
| Kentucky | 3 | 0 | 0 | 6 | 9 |

SCORING SUMMARY

| Qtr | Time | Scoring Play | UF-UK |
|-----|-------|---|--------|
| 1st | 08:48 | UF - W. Grier 1 yd run (A. Hardin kick), 5-19, 2:24 | 7 - 0 |
| | 02:04 | UK - A. MacGinnis 29 yd field goal, 14-64, 6:44 | 7 - 3 |
| 2nd | 00:14 | UF - Kel. Taylor 3 yd run (A. Hardin kick), 10-57, 5:31 | 14 - 3 |
| 4th | 14:50 | UK - A. MacGinnis 22 yd field goal, 14-75, 6:28 | 14 - 6 |
| | 10:57 | UK - A. MacGinnis 45 yd field goal, 5-41, 1:53 | 14 - 9 |

TEAM STATISTICS

| | UF | UK |
|---------------------------|---------|--------|
| First Downs | 16 | 14 |
| Rushes-Yards (Net) | 37-120 | 41-115 |
| Passing Yards (Net) | 125 | 126 |
| Passes Comp.-Att.-Int. | 13-22-1 | 8-24-2 |
| Total Offense Plays-Yards | 59-245 | 65-241 |
| Punt Returns-Yards | 1-37 | 2-9 |
| Kickoff Returns-Yards | 3-51 | 1-16 |
| Punts-Average | 6-40.2 | 5-40.2 |
| Fumbles-Lost | 1-0 | 0-0 |
| Penalties-Yards | 10-61 | 5-37 |
| Possession Time | 31:53 | 28:07 |
| Sacks By: Number-Yards | 6-50 | 2-8 |

INDIVIDUAL STATISTICS

| | |
|----------------------|--|
| Passing | UF - Grier 13-22-125-1 |
| | UK - Towles 8-4-126-2 |
| Rushing | UF - Grier 12-61 (TD), Taylor 16-45, Cronkrite 6-12, Callaway 1-9, Team 2-(-7) |
| | UK - Williams 16-80, Kemp 8-22, Horton 9-21, Towles 8-(-8) |
| Receiving | UF - McGee 3-30, Robinson 3-16, Powell 2-19, Fulwood 2-16, Callaway 1-34, Taylor 1-7, Showers 1-3 |
| | UK - Baker 4-38, Badet 1-45, Timmons 1-20, Horton 1-13, Johnson 1-10 |
| Sacks | UF - Bullard 2-21, McCalister 2-14, Neal 1-10, Brantley 0.5-3, Jefferson 0.5-2 |
| | UK - Meant 1-4, C.Johnson 0.5-2, J.Johnson 0.5-2 |
| Interceptions | UF - Hargreaves 1-53, Wilson 1-11 |
| | UK - Harmon 1-0 |
| Fumbles | UF - Grier 1-0 |
| | UK - None |

GAME 4

FLORIDA 28, TENNESSEE 27

September 26, 2015

Ben Hill Griffin Stadium at Florida Field | Gainesville, FL (Attendance: 90,527)

It was a stunner. After falling behind 27-14 early in the fourth quarter, things looked bleak for the Gators as they looked to continue their winning streak over the Vols. But in a miraculous turn of events, redshirt freshman quarterback Will Grier led two touchdown drives late in the fourth quarter. A 63-yard catch-and-run touchdown pass from Grier to true freshman Antonio Callaway on 4th-and-13 with 1:26 to play blew the lid off the Swamp as Florida took a 28-27 lead. The Vols got the ball back with a chance to win the game, but a field goal from 55 yards as time expired sailed wide right, clinching Florida's 11-straight win over Tennessee. Callaway became the first true freshman to record a 100-yard receiving day since Reidel Anthony in 1994. Grier finished the game with 283 passing yards and two touchdowns while running back Kelvin Taylor had his first 100-yard game of the season and his fourth-career multi-score game (102 yards, 2 TD).

| Score by Quarters | 1 | 2 | 3 | 4 | Score |
|-------------------|---|----|---|----|-------|
| Tennessee | 7 | 10 | 3 | 7 | 27 |
| Florida | 7 | 0 | 7 | 14 | 28 |

SCORING SUMMARY

| Qtr | Time | Scoring Play | UT-UF |
|-----|-------|--|---------|
| 1st | 10:23 | UF - Kel. Taylor 5 yd run (Jo. Powell kick) 4-70, TOP 1:41 | 0 - 7 |
| | 05:07 | UT - Dobbs, J. 58 yd pass from Jennings, J. (Medley, A. kick) 1-58, 0:14 | 7 - 7 |
| 2nd | 08:18 | UT - Hurd, J. 1 yd run (Medley, A. kick) 8-84, 3:26 | 14 - 7 |
| | 03:13 | UT - Medley, A. 34 yd field goal, 6-70, 2:26 | 17 - 7 |
| 3rd | 11:07 | UT - Medley, A. 37 yd field goal, 9-56, 3:53 | 20 - 7 |
| | 05:42 | UF - Kel. Taylor 4 yd run (Jo. Powell kick) 5-29, 1:19 | 20 - 14 |
| 4th | 10:19 | UT - Hurd, J. 10 yd run (Medley, A. kick) 16-70, 7:26 | 27 - 14 |
| | 04:09 | UF - B. Powell 5 yd pass from W. Grier (Jo. Powell kick) 17-86, 6:10 | 27 - 21 |
| | 01:26 | UF - A. Callaway 63 yd pass from W. Grier (Jo. Powell kick) 4-59, 0:52 | 27 - 28 |

TEAM STATISTICS

| | UT | UF |
|---------------------------|---------|---------|
| First Downs | 20 | 17 |
| Rushes-Yards (Net) | 51-254 | 28-109 |
| Passing Yards (Net) | 165 | 283 |
| Passes Comp.-Att.-Int. | 12-19-0 | 23-43-1 |
| Total Offense Plays-Yards | 70-419 | 71-392 |
| Punt Returns-Yards | 4-43 | 4-30 |
| Kickoff Returns-Yards | 3-77 | 4-76 |
| Punts-Average | 6-51.3 | 7-49.6 |
| Fumbles-Lost | 3-1 | 0-0 |
| Penalties-Yards | 4-25 | 4-25 |
| Possession Time | 31:57 | 28:03 |
| Sacks By: Number-Yards | 3-16 | 3-22 |

INDIVIDUAL STATISTICS

| | |
|----------------------|--|
| Passing | UT - Dobbs 10-17-83-0, Kamara 1-1-24-0, Jennings 1-1-58-0 (TD) |
| | UF - Grier 23-42-283-1 (2 TD), Bailey 0-1-0-0 |
| Rushing | UT - Dobbs 18-136, Hurd 28-102 (2 TD), Kamara 5-16 |
| | UF - Taylor 19-102 (2 TD), Powell 1-7, Grier 8-0 |
| Receiving | UT - Wolf 4-55, Kamara 3-33, Dobbs 1-58 (TD), Hurd 1-7, Smith 1-6, Ellis 1-5, Jennings 1-1 |
| | UF - Robinson 6-48, Callaway 5-112 (TD), Powell 5-64 (TD), McGee 5-57, Goolsby 1-6, Taylor 1-(-4) |
| Sacks | UT - Kirkland 1-9, Reeves-Maybin 1-5, Phillips 1-2 |
| | UF - Morrison 1-10, McCalister 1-8, Bullard 1-4 |
| Interceptions | UT - McNeil 1-(-1) |
| | UF - None |
| Fumbles | UT - Dobbs 3-1, Sutton 1-0 |
| | UF - None |

GAME 5

#25 FLORIDA 38, #3 OLE MISS 10

October 3, 2015

Ben Hill Griffin Stadium at Florida Field | Gainesville, FL (Attendance: 90,585)

After setting the tone early, the Florida Gators dominated the third-ranked Ole Miss Rebels in front of an electric, sold-out crowd in The Swamp. After both teams punted on their first possessions, Will Grier threw a perfect strike to Demarcus Robinson for a 36-yard touchdown to open the scoring early in the first quarter. Grier followed up with a two-yard scoring pass to Jake McGee on the ensuing drive and then a 77-yard catch-and-run to Brandon Powell put the Gators ahead 19-0 midway through the second quarter. Grier threw his fourth touchdown pass of the half with 20 seconds left on the clock, hooking up with Antonio Callaway for a 15-yard score. Grier became the first UF quarterback to throw for four touchdowns in a half since Chris Leak did it in 2005 against Kentucky. On the other side of the ball, the devastating Gators defense shut down the Rebels' high-powered offense and forced four turnovers in the game which led to 19 points for Florida.

| Score by Quarters | 1 | 2 | 3 | 4 | Score |
|-------------------|----|----|---|----|-------|
| Ole Miss | 0 | 0 | 3 | 7 | 10 |
| Florida | 13 | 12 | 0 | 13 | 38 |

SCORING SUMMARY

| Qtr | Time | Scoring Play | UT-UF |
|-----|-------|---|---------|
| 1st | 09:09 | UF - Robinson, D. 36 yd pass from Grier, W. (Powell, Jo. kick) 5-61, 2:18 | 0 - 7 |
| | 06:48 | UF - McGee, J. 2 yd pass from Grier, W. (Powell, Jo. kick failed) 5-24, 1:56 | 0 - 13 |
| 2nd | 06:53 | UF - Powell, B. 77 yd pass from Grier, W. (Grier, W. pass failed) 3-81, 0:57 | 0 - 19 |
| | 00:20 | UF - Callaway, A. 15 yd pass from Grier, W. (Harris, Tr. rush failed) 13-91, 4:30 | 0 - 25 |
| 3rd | 05:25 | OM - Gary Wunderlich 22 yd field goal, 19-70, 9:35 | 3 - 25 |
| 4th | 12:46 | UF - Powell, Jo. 31 yd field goal, 7-37, 3:32 | 3 - 28 |
| | 06:39 | UF - Powell, Jo. 22 yd field goal, 4-0, 2:20 | 3 - 31 |
| | 06:20 | UF - Cronkrite, J. 1 yd run (Powell, Jo. kick) 1-1, 0:03 | 3 - 38 |
| | 04:04 | OM - Markell Pack 7 yd pass from Chad Kelly (Gary Wunderlich kick) 7-75, 2:16 | 10 - 38 |

TEAM STATISTICS

| | OM | UF |
|---------------------------|---------|---------|
| First Downs | 23 | 18 |
| Rushes-Yards (Net) | 33-69 | 34-84 |
| Passing Yards (Net) | 259 | 271 |
| Passes Comp.-Att.-Int. | 26-40-1 | 24-29-0 |
| Total Offense Plays-Yards | 73-328 | 63-355 |
| Punt Returns-Yards | 2-(-7) | 2-7 |
| Kickoff Returns-Yards | 4-66 | 2-41 |
| Punts-Average | 5-43.8 | 5-47.0 |
| Fumbles-Lost | 4-3 | 2-0 |
| Penalties-Yards | 5-30 | 6-51 |
| Possession Time | 28:10 | 31:50 |
| Sacks By: Number-Yards | 2-10 | 4-39 |

INDIVIDUAL STATISTICS

| | |
|----------------------|---|
| Passing | OM - Kelly 26-40-259-1 (TD) |
| | UF - Grier 24-29-271-0 (4 TD) |
| Rushing | OM - Kelly 15-40, Walton 9-23, Brazley 1-11, Wilkins 6-11, Pack 1-3 |
| | UF - Taylor 27-83, Cronkrite 4-12 (TD), Team 1-(-3), Grier 2-(-8) |
| Receiving | OM - Treadwell 5-42, Judd 5-21, Ingram 3-41, Jones 2-39, Adeboyejo 2-31, Stringfellow 2-22, Walton 2-18, Pack 2-18 (TD), Core 2-15, Thurley 1-12 |
| | UF - Robinson 8-98 (TD), McGee 6-29 (TD), Callaway 3-30 (TD), Taylor 2-15, Goolsby 2-9, Powell 1-77 (TD), Fulwood 1-9, Cronkrite 1-4 |
| Sacks | OM - Jones 1-6, Haynes 1-4 |
| | UF - McCalister 1-10, Davis 1-9, Bryan 0.5-6, Brantley 0.5-5, Morrison 0.5-5, Bullard 0.5-4 |
| Interceptions | OM - None |
| | UF - Hargreaves 1-36 |
| Fumbles | OM - Kelly 2-2, Team 1-0, Walton 1-1 |
| | UF - Grier 1-0, Team 1-0 |

GAME 6

#11 FLORIDA 21, MISSOURI 3

October 10, 2015

Memorial Stadium | Columbia, MO (Attendance: 70,767)

Florida started out fast, posting long touchdown drives on two of its first three possessions, and relied on another stellar defensive performance to beat Missouri 21-3 on the road. The Gators won the toss and took the opening drive 75 yards in 12 plays and Kelvin Taylor capped it with a one-yard touchdown run to open the scoring. After the Tigers responded and quickly got in the red zone on their first possession, the UF defense stiffened and held them to a field goal. Taylor added his second touchdown at the end of an 8-play, 82-yard drive and put the Gators ahead 14-3 in the first quarter. Both teams missed field goals in the second quarter and the score remained 14-3 at the half. The UF defense forced five-straight three-and-outs to end the first half and start the second half. Teez Tabor picked off a pass midway through the third quarter and returned it 40 yards for a touchdown, his second pick-six of the season. For the game, the Florida defense limited Missouri to 257 total yards (151 passing, 106 rushing) and forced seven three-and-outs in the game.

| Score by Quarters | 1 | 2 | 3 | 4 | Score |
|-------------------|----|---|---|---|-------|
| Florida | 14 | 0 | 7 | 0 | 21 |
| Missouri | 3 | 0 | 0 | 0 | 3 |

SCORING SUMMARY

| Qtr | Time | Scoring Play | UF-MU |
|-----|-------|---|--------|
| 1st | 09:31 | UF - Kel. Taylor 1 yd run (Jo. Powell kick) 12-75, 5:29 | 7 - 0 |
| | 07:33 | MIZ - Baggett, Andrew 21 yd field goal, 7-62, 1:58 | 7 - 3 |
| | 01:09 | UF - Kel. Taylor 1 yd run (Jo. Powell kick) 8-82, 3:57 | 14 - 3 |
| 3rd | 06:25 | UF - J. Tabor 40 yd interception return (Jo. Powell kick) | 21 - 3 |

TEAM STATISTICS

| | UF | MU |
|---------------------------|---------|---------|
| First Downs | 23 | 12 |
| Rushes-Yards (Net) | 44-129 | 26-106 |
| Passing Yards (Net) | 208 | 151 |
| Passes Comp.-Att.-Int. | 20-33-0 | 16-39-2 |
| Total Offense Plays-Yards | 77-337 | 65-257 |
| Punt Returns-Yards | 1-6 | 2-2 |
| Kickoff Returns-Yards | 1-18 | 3-38 |
| Punts-Average | 9-43.9 | 9-47.8 |
| Fumbles-Lost | 0-0 | 0-0 |
| Penalties-Yards | 4-30 | 6-38 |
| Possession Time | 37:53 | 22:07 |
| Sacks By: Number-Yards | 3-27 | 5-21 |

INDIVIDUAL STATISTICS

| | |
|----------------------|--|
| Passing | UF - Grier 20-33-208-0 |
| | MU - Lock 16-39-151-2 |
| Rushing | UF - Taylor 28-99 (2 TD), Cronkrite 4-11, Grier 7-10, Harris 2-8, Powell 2-4, Townsend 1-(-3) |
| | MU - Hansbrough 9-74, Witter 11-39, Abbingtion 1-12, Hunt 1-5, Lock 4-(-24) |
| Receiving | UF - Robinson 6-79, Goolsby 3-37, Taylor 3-25, Powell 3-13, McGee 2-23, Fulwood 1-21, Callaway 1-6, Thompson 1-4 |
| | MU - Witter 4-29, Leftwich 3-39, Moore 1-32, Hall 1-13, Reese 1-9, Echard 1-8, Brown 1-8, Abbingtion 1-5, Blair 1-4, Dilosa 1-3, Hansbrough 1-1 |
| Sacks | UF - Jefferson 1-17, Brantley 1-1, Ivie 0.5-5, Cox 0.5-4 |
| | MU - Newsom 1-10, Harris 1-5, Brady 1-3, Brothers 1-2, Beckner 1-1 |
| Interceptions | UF - Tabor 1-40 (TD), Maye 1-0 |
| | MU - None |
| Fumbles | UF - None |
| | MU - None |

GAME 7

#6 LSU 35, #8 FLORIDA 28

October 17, 2015

Tiger Stadium | Baton Rouge, LA (Attendance: 102,321)

LSU's special teams one-upped Florida's in the fourth quarter, as a fake field goal-turned touchdown proved the difference in the Tigers' 35-28 victory in the battle of SEC unbeaten. Lined up for a tie-breaking field goal, LSU holder Brad Kragthorpe took the snap, then fired an overhand lateral to placekicker Trent Domingue flaring into the left flat. Domingue bobbled the throw before hauling it in and racing untouched for a 16-yard touchdown run that put the Tigers ahead by seven points with 10:40 remaining in the game. The LSU trickery came one possession after UF wide receiver Antonio Callaway returned a punt 72 yards for a touchdown with just over a minute left in the third quarter, becoming the first true freshman in school history to score on a punt return in an SEC game. The Tigers' seven-point margin after the fake held up, with the Gators getting the ball back three times before a 15-yard penalty undermined the first drive, four incompletions doomed the second and the third ended with a desperation Hail Mary chuck from the UF 49 that quarterback Treon Harris threw out of bounds.

| Score by Quarters | 1 | 2 | 3 | 4 | Score |
|-------------------|---|----|----|---|-------|
| Florida | 7 | 7 | 14 | 0 | 28 |
| LSU | 0 | 28 | 0 | 7 | 35 |

SCORING SUMMARY

| Qtr | Time | Scoring Play | UF-LSU |
|-----|-------|--|---------|
| 1st | 10:13 | UF - J. McGee 4 yd pass from Tr. Harris (Jo. Powell kick) 4-13, 2:06 | 7 - 0 |
| 2nd | 12:23 | LSU - L. Fournette 2 yd run (T. Domingue kick) 11-88, 5:09 | 7 - 7 |
| | 05:00 | LSU - M. Dupre 9 yd pass from B. Harris (T. Domingue kick) 9-67, 5:12 | 7 - 14 |
| | 02:24 | LSU - L. Fournette 6 yd run (T. Domingue kick) 2-58, 0:51 | 7 - 21 |
| | 01:34 | UF - J. McGee 19 yd pass from Tr. Harris (A. Hardin kick) 4-80, 0:44 | 14 - 21 |
| | 00:15 | LSU - M. Dupre 50 yd pass from B. Harris (T. Domingue kick) 5-75, 1:19 | 14 - 28 |
| 3rd | 08:01 | UF - Kel. Taylor 2 yd run (A. Hardin kick) 10-66, 5:10 | 21 - 28 |
| | 01:04 | UF - A. Callaway 72 yd punt return (A. Hardin kick) | 28 - 28 |
| 4th | 10:40 | LSU - T. Domingue 16 yd run (T. Domingue kick) 11-75, 5:24 | 28 - 35 |

TEAM STATISTICS

| | UF | LSU |
|---------------------------|---------|---------|
| First Downs | 15 | 18 |
| Rushes-Yards (Net) | 31-55 | 41-221 |
| Passing Yards (Net) | 271 | 202 |
| Passes Comp.-Att.-Int. | 17-32-0 | 13-19-0 |
| Total Offense Plays-Yards | 63-326 | 60-423 |
| Punt Returns-Yards | 1-72 | 2-2 |
| Kickoff Returns-Yards | 3-35 | 1-32 |
| Punts-Average | 6-42.5 | 6-40.8 |
| Fumbles-Lost | 1-0 | 3-1 |
| Penalties-Yards | 6-45 | 3-20 |
| Possession Time | 29:43 | 30:17 |
| Sacks By: Number-Yards | 0-0 | 5-35 |

INDIVIDUAL STATISTICS

| | |
|----------------------|---|
| Passing | UF - Harris 17-32-271-0 (2 TD) LSU - Harris 13-19-202-0 (2 TD) |
| Rushing | UF - Taylor 15-25 (TD), Harris 13-20, Scarlett 1-11, Powell 1-(-1) LSU - Fournette 31-180 (2 TD), Domingue 1-16 (TD), Harris 5-14, Williams 2-6, Guice 2-5 |
| Receiving | UF - McGee 5-43 (2 TD), Powell 4-42, Callaway 3-100, Robinson 2-41, Taylor 2-15, Goolsby 1-30 LSU - Dural 5-65, Dupre 4-115 (2 TD), Fournette 1-15, Gordon 1-8, Williams 1-4, Jeter 1-(-5) |
| Sacks | UF - None LSU - Neal 3-18, Jones 1-12, Key 0.5-4, Bower 0.5-1 |
| Interceptions | UF - None LSU - None |
| Fumbles | UF - Powell 1-0 LSU - Fournette 1-0, Harris 1-0, White 1-1 |

GAME 8

#11 FLORIDA 27, GEORGIA 3

October 31, 2015

EverBank Field | Jacksonville, FL (Attendance: 84,628)

Both teams got off to a slow start, but a muffed punt led to a Florida touchdown and the Gators seized the momentum on their way to a 27-3 win over Georgia. Nick Washington recovered the muffed punt in the end zone to give UF a 6-0 lead as the first quarter clock expired. In the second quarter, Antonio Callaway once again came up with a big play, hauling in a 66-yard touchdown pass from Treon Harris. Callaway became the first true freshman receiver in school history to record three 100-yard receiving games, finishing with 110 yards on three catches. Kelvin Taylor continued his strong running against the Bulldogs, totaling 121 yards and a pair of touchdowns -- a year after running for 196 yards and two scores against UGA. The Florida defense was outstanding, forcing five turnovers and limiting Georgia to just 223 total yards, its fewest in the rivalry since 1991 when UGA totaled 220 yards. Georgia's 3 points were its fewest in the series dating back to 1984, when the Gators won 27-0.

| Score by Quarters | 1 | 2 | 3 | 4 | Score |
|-------------------|---|----|---|---|-------|
| Georgia | 0 | 0 | 3 | 0 | 3 |
| Florida | 6 | 14 | 0 | 7 | 27 |

SCORING SUMMARY

| Qtr | Time | Scoring Play | UGA-UF |
|-----|-------|---|--------|
| 1st | 00:00 | UF - N. Washington 0 yd fumble recovery (A. Hardin kick blocked) | 0 - 6 |
| 2nd | 05:06 | UF - A. Callaway 66 yd pass from Tr. Harris (A. Hardin kick) 5-79, 2:39 | 0 - 13 |
| | 02:39 | UF - Kel. Taylor 3 yd run (A. Hardin kick) 2-5, 0:50 | 0 - 20 |
| 3rd | 10:21 | UGA - Marshall Morgan 27 yd field goal, 6-16, 2:06 | 3 - 20 |
| 4th | 07:10 | UF - Kel. Taylor 16 yd run (A. Hardin kick) 5-80, 3:08 | 3 - 27 |

TEAM STATISTICS

| | UGA | UF |
|---------------------------|---------|--------|
| First Downs | 12 | 15 |
| Rushes-Yards (Net) | 22-69 | 48-258 |
| Passing Yards (Net) | 154 | 155 |
| Passes Comp.-Att.-Int. | 15-34-4 | 8-19-0 |
| Total Offense Plays-Yards | 56-223 | 67-413 |
| Punt Returns-Yards | 2-(-4) | 1-1 |
| Kickoff Returns-Yards | 3-75 | 2-25 |
| Punts-Average | 5-43.4 | 5-37.8 |
| Fumbles-Lost | 1-1 | 2-1 |
| Penalties-Yards | 3-20 | 8-74 |
| Possession Time | 23:09 | 36:51 |
| Sacks By: Number-Yards | 2-7 | 1-3 |

INDIVIDUAL STATISTICS

| | |
|----------------------|--|
| Passing | UGA - Bauta 15-33-154-4, Ramsey 0-1-0-0 UF - Harris 8-19-155-0 (TD) |
| Rushing | UGA - Michel 13-45, Marshall 3-16, Douglas 3-4, Bauta 3-4 UF - Taylor 25-121 (2 TD), Scarlett 9-96, Harris 10-39, Herndon 1-2, Robinson 1-1, Powell 1-1, Cronkrite 1-(-2) |
| Receiving | UGA - Mitchell 4-60, Godwin 4-42, Michel 2-19, Blazeovich 2-12, Rome 1-13, Marshall 1-6, Payne 1-2 UF - Callaway 3-110 (TD), McGee 3-23, Lewis 1-25, Powell 1-(-3) |
| Sacks | UGA - Bellamy 1-4, Floyd 0.5-2, DeLoach 0.5-1 UF - Poole 0.5-2, Davis 0.5-1 |
| Interceptions | UGA - None UF - Hargreaves 1-20, Davis 1-0, Maye 1-0, Neal 1-0 |
| Fumbles | UGA - Davis 1-1 UF - Harris 1-1, Powell 1-0 |

#11 FLORIDA 9, VANDERBILT 7

November 7, 2015

Ben Hill Griffin Stadium at Florida Field | Gainesville, FL (Attendance: 90,061)

In a battle of two of the Southeastern Conference's top defenses, Florida managed to kick a late field goal to eke out a 9-7 win over Vanderbilt on homecoming in The Swamp, clinching the SEC East title and a berth in Atlanta for the SEC Championship Game. The Gators got off to a good start in the first quarter, as the offense totaled 116 yards on 17 plays and scored on a three yard run by Kelvin Taylor. The second quarter was a different story, as two fumbles and in interception in Vanderbilt territory ended scoring threats and Commodores running back Ralph Webb broke a 74 yard run to take a 7-6 lead at the break. Neither team could muster any offense in a scoreless third quarter. On the Gators first drive of the fourth quarter, they advanced the ball to the Vanderbilt 15 yard line before fumbling for the third time on the day, with the Commodores recovering yet again. After an extended drive took over five minutes off the clock, a shanked punt gave Florida good field position with 5:37 remaining. UF picked up a first down and got into field goal range, where Austin Hardin connected from 43 yards to put the Gators ahead 9-7 with 2:22 to play. Vanderbilt turned the ball over on its final drive and Florida escaped.

| Score by Quarters | 1 | 2 | 3 | 4 | Score |
|-------------------|---|---|---|---|-------|
| Vanderbilt | 0 | 7 | 0 | 0 | 7 |
| Florida | 6 | 0 | 0 | 3 | 9 |

SCORING SUMMARY

| Qtr | Time | Scoring Play | VU-UF |
|-----|-------|--|-------|
| 1st | 06:16 | UF - Kel. Taylor 3 yd run (MacInnes,N. kick failed) 6-41, 2:29 | 0 - 6 |
| 2nd | 00:48 | VANDY - Ralph Webb 74 yd run (Hayden Lekacz kick) 1-74 yards, 0:11 | 7 - 6 |
| 4th | 02:22 | UF - A. Hardin 43 yd field goal, 6-20, 3:15 | 7 - 9 |

TEAM STATISTICS

| | VU | UF |
|---------------------------|---------|---------|
| First Downs | 11 | 12 |
| Rushes-Yards (Net) | 48-145 | 34-93 |
| Passing Yards (Net) | 30 | 165 |
| Passes Comp.-Att.-Int. | 3-14-0 | 13-26-1 |
| Total Offense Plays-Yards | 62-175 | 60-258 |
| Punt Returns-Yards | 1-1 | 8-110 |
| Kickoff Returns-Yards | 2-23 | 1-71 |
| Punts-Average | 10-42.2 | 5-44.4 |
| Fumbles-Lost | 1-0 | 3-3 |
| Penalties-Yards | 7-45 | 8-61 |
| Possession Time | 31:54 | 28:06 |
| Sacks By: Number-Yards | 3-13 | 5-27 |

INDIVIDUAL STATISTICS

| | |
|----------------------|---|
| Passing | VU - McCrary 3-14-30-0 |
| | UF - Harris 12-24-158-1, Robinson 0-1-0-0, Townsend 1-1-7-0 |
| Rushing | VU - Webb 22-118 (TD), Sherfield 1-17, Rivers 6-16, McCrary 11-3, Crawford 1-0, TEAM 1-(-2), Sims 6-(-7) |
| | UF - Taylor 17-47 (TD), Harris 8-34, Scarlett 4-8, Powell 3-6, TEAM 2-(-2) |
| Receiving | VU - Dobbs 1-21, Rivers 1-6, Monroe 1-3 |
| | UF - Robinson 9-106, Goolsby 1-24, Powell 1-17, Callaway 1-11, Jefferson 1-7 |
| Sacks | VU - Cunningham 1-6, Agee 1-2, Mitchell 0.5-3, Herring 0.5-2 |
| | UF - McCalister 2.5-16, Cox 1-6, Tabor 1-2, Bullard 0.5-3 |
| Interceptions | VU - White 1-0 |
| | UF - None |
| Fumbles | VU - Sims 1-0 |
| | UF - Jefferson 1-1, Robinson 1-1, Harris 1-1 |

#11 FLORIDA 24, SOUTH CAROLINA 14

November 14, 2015

Williams-Brice Stadium | Columbia, SC (Attendance: 78,536)

The Florida Gators dominated for three quarters, leading 17-0 entering the fourth, before South Carolina scored 14 unanswered points to make it a three point game with 4:49 remaining. Kelvin Taylor had the game-breaking play late in the fourth quarter, as he busted free for 53 yards all the way down to the one yard line, where he punched it in on the next play to give UF a 24-14 lead. On South Carolina's ensuing possession, Quincy Wilson snagged an interception to seal the victory. The Gators defense had limited the Gamecocks to just 44 yards through the first three quarters, including minus-9 yards in the third quarter. In the final quarter, USC's attack was kickstarted by a trick play, double-pass touchdown pass from wide receiver Pharoah Cooper to quarterback Perry Orth. Orth returned the favor on the next drive, throwing a 38 yard touchdown to Cooper to cut the lead to three points. The Gators offense was jumpstarted by freshman running back Jordan Cronkrite, who scored a rushing and receiving touchdown in the first half, becoming the Gators first freshman running back to have a rushing and receiving touchdown in the same game since DeShawn Wynn in 2003 against FAMU. Taylor finished the day with 105 yards, his third 100-yard game of the season and fourth of his career.

| Score by Quarters | 1 | 2 | 3 | 4 | Score |
|-----------------------|---|---|---|----|-------|
| Florida | 7 | 7 | 3 | 7 | 24 |
| South Carolina | 0 | 0 | 0 | 14 | 14 |

SCORING SUMMARY

| Qtr | Time | Scoring Play | UF-SC |
|-----|-------|--|---------|
| 1st | 01:50 | UF - J. Cronkrite 3 yd run (A. Hardin kick) 15-87, 6:38 | 7 - 0 |
| 2nd | 08:17 | UF - J. Cronkrite 41 yd pass from Tr. Harris (A. Hardin kick) 12-76, 7:11 | 14 - 0 |
| 3rd | 04:50 | UF - A. Hardin 39 yd field goal, 12-70, 6:20 | 17 - 0 |
| 4th | 08:59 | SC - Perry Orth 17 yd pass from Pharoah Cooper (Elliott Fry kick) 8-64, 3:17 | 17 - 7 |
| | 04:49 | SC - Pharoah Cooper 38 yd pass from Perry Orth (Elliott Fry kick) 5-79, 1:58 | 17 - 14 |
| | 02:01 | UF - Kel. Taylor 1 yd run (A. Hardin kick) 6-75, 2:48 | 24 - 14 |

TEAM STATISTICS

| | UF | SC |
|---------------------------|---------|---------|
| First Downs | 20 | 13 |
| Rushes-Yards (Net) | 43-148 | 23-21 |
| Passing Yards (Net) | 256 | 180 |
| Passes Comp.-Att.-Int. | 19-33-2 | 14-25-2 |
| Total Offense Plays-Yards | 76-404 | 48-201 |
| Punt Returns-Yards | 0-0 | 3-7 |
| Kickoff Returns-Yards | 1-19 | 1-15 |
| Punts-Average | 4-46.5 | 6-46.7 |
| Fumbles-Lost | 1-0 | 2-0 |
| Penalties-Yards | 8-55 | 4-45 |
| Possession Time | 39:56 | 20:04 |
| Sacks By: Number-Yards | 4-20 | 3-20 |

INDIVIDUAL STATISTICS

| | |
|----------------------|---|
| Passing | UF - Harris 19-33-256-2 (TD) |
| | SC - Orth 13-24-163-2 (TD), Cooper 1-1-17-0 (TD) |
| Rushing | UF - Taylor 20-105 (TD), Cronkrite 6-24 (TD), Harris 10-16, Powell 3-9, Scarlett 4-(-6) |
| | SC - Cooper 3-16, Williams 3-14, Wilds 8-12, Talley 1-1, Nunez 1-(-6), Orth 7-(-16) |
| Receiving | UF - Callaway 5-60, McGee 5-45, Powell 3-36, Cronkrite 2-49 (TD), Robinson 2-28, Goolsby 1-23, Taylor 1-15 |
| | SC - Adams 4-46, Cooper 3-40 (TD), Belton 2-33, Hurst 2-12, Orth 1-17 (TD), Wilds 1-16, Markway 1-16 |
| Sacks | UF - Sherit 1.5-8, Cox 1-6, Brantley 1-3, Bullard 0.5-3 |
| | SC - English 1-9, Griffin 1-6, Dixon 1-5 |
| Interceptions | UF - Tabor 1-3, Wilson 1-2 |
| | SC - Gurley 1-3, Dixon 1-(-1) |
| Fumbles | UF - Cronkrite 1-0 |
| | SC - Williams 1-0, Fenton 1-0 |

GAME 11

#8 FLORIDA 20, FLORIDA ATLANTIC 14 (OT)

November 21, 2015

Ben Hill Griffin Stadium at Florida Field | Gainesville, FL (Attendance: 90,107)

Eighth-ranked Florida earned a 20-14 overtime victory over Florida Atlantic on a 13-yard touchdown pass from sophomore quarterback Treon Harris to redshirt senior tight end Jake McGee. The Owls had blocked the extra point to keep their deficit at six points and the Gators forced three straight incompletions from the 12-yard line to complete the contest. FAU won the coin toss prior to overtime and elected to go on defense first. A 9-yard quarterback draw by Harris was followed by a 3-yard rush by junior Kelvin Taylor down to the 13-yard line. From there, Harris connected on a sideline route to McGee, who powered his way past a couple of defenders into the end zone for his fourth TD of the season. FAU tied the game with 8:03 remaining in regulation when freshman Ocie Rose pounced on a fumble in the end zone after Harris was hit by junior Trey Hendrickson inside of the 9-yard line. Trailing 14-0, the Owls had edged closer with 2:06 remaining in the third on a 10-yard touchdown pass on third down and 10 from Johnson to redshirt sophomore Kalib Woods. The Gators had taken a two-touchdown lead with 5:34 remaining in the third quarter on a 53-yard scoring strike from Harris to freshman Antonio Callaway and a successful extra point by Hardin. The drive covered 91 yards in four plays and marked Callaway's fourth TD reception of the campaign. A forced fumble on a hit by senior Antonio Morrison and a 48-yard fumble return by sophomore Taven Bryan set up a 1-yard touchdown run by Taylor as the Gators opened the scoring with 9:44 left in the third quarter.

| Score by Quarters | 1 | 2 | 3 | 4 | OT | Score |
|-------------------|---|---|----|---|----|-------|
| Florida Atlantic | 0 | 0 | 7 | 7 | 0 | 14 |
| Florida | 0 | 0 | 14 | 0 | 6 | 20 |

SCORING SUMMARY

| Qtr | Time | Scoring Play | FAU-UF |
|-----|-------|---|---------|
| 3rd | 09:44 | UF - Kel. Taylor 1 yd run (A. Hardin kick) 2-2, 0:17 | 0 - 7 |
| | 05:34 | UF - A. Callaway 53 yd pass from Tr. Harris (A. Hardin kick) 4-91, 2:13 | 0 - 14 |
| | 02:06 | FAU - K. Woods 10 yd pass from J. Johnson (G. Joseph kick) 9-75, 3:28 | 7 - 14 |
| 4th | 08:03 | FAU - O. Rose 0 yd fumble recovery (G. Joseph kick) | 14 - 14 |
| OT | 15:00 | UF - J. McGee 13 yd pass from Tr. Harris (A. Hardin kick blocked) 3-25 | 14 - 20 |

TEAM STATISTICS

| | FAU | UF |
|---------------------------|---------|--------|
| First Downs | 18 | 13 |
| Rushes-Yards (Net) | 45-140 | 44-130 |
| Passing Yards (Net) | 159 | 122 |
| Passes Comp.-Att.-Int. | 20-39-1 | 8-17-1 |
| Total Offense Plays-Yards | 84-299 | 61-252 |
| Punt Returns-Yards | 1-5 | 3-55 |
| Kickoff Returns-Yards | 1-25 | 1-22 |
| Punts-Average | 8-47.4 | 9-43.4 |
| Fumbles-Lost | 2-2 | 2-1 |
| Penalties-Yards | 7-55 | 5-43 |
| Possession Time | 29:58 | 30:02 |
| Sacks By: Number-Yards | 5-32 | 5-29 |

INDIVIDUAL STATISTICS

| | |
|----------------------|---|
| Passing | FAU - Johnson 17-33-148-1 (TD), Driskel 3-6-11-0 UF - Harris 8-17-122-1 (2 TD) |
| Rushing | FAU - Howell 12-60, Clark 7-31, Warren 5-31, Johnson 12-15, Schomp 1-12, Bussey 1-0, Team 1-(-4), Driskel 4-(-5) UF - Taylor 26-105, Harris 11-26, Scarlett 2-8, Callaway 1-2, Cronkrite 3-2, Team 1-(-13) |
| Receiving | FAU - Stoshak 6-53, Woods 4-34 (TD), Bussey 4-16, Solomon 2-33, Cameron 2-14, Clark 2-9 UF - McGee 3-36 (TD), Callaway 2-52 (TD), Cronkrite 1-16, Taylor 1-12, Bailey 1-6 |
| Sacks | FAU - Hendrickson 2-12, Snyder 1-11, Bryant 1-6, Eugene 0.5-2, Ogbonda 0.5-1 UF - Davis 2-12, Morrison 1-9, Jefferson 1-5, Clark 1-3 |
| Interceptions | FAU - Neasman 1-0 UF - Tabor 1-0 |
| Fumbles | FAU - Johnson 1-1, Driskel 1-1 UF - Harris 1-1, Team 1-0 |

GAME 12

#14 FLORIDA STATE 27, #10 FLORIDA 2

November 28, 2015

Ben Hill Griffin Stadium at Florida Field | Gainesville, FL (Attendance: 90,916)

It was a disappointing night for the Florida Gators as the offense struggled to do anything against a stubborn Florida State defense. What appeared to be a defensive battle early on turned into a rout late, as FSU scored a pair of touchdowns in the fourth quarter and the Gators offense was held scoreless. The Gators trailed 13-0 heading into the fourth quarter, but could only muster points when freshman defensive lineman Cece Jefferson sacked FSU quarterback Sean Maguire to force a fumble. The ball bounced and tumbled all the way to the end zone where Maguire eventually fell on it for a Florida safety. The Gators defense limited FSU to 158 yards in the first three quarters but couldn't hold on in the fourth, as FSU's Dalvin Cook gashed Florida for 150 yards and a pair of late touchdowns to seal the victory. On the offensive side of the ball, junior running back Kelvin Taylor was the lone bright spot, totaling 136 yards on the ground -- surpassing 100 yards for the fifth time on the season and fourth time in the last five games. The kicking game continued to struggle as Austin Hardin missed a 51-yard attempt before the half and had a 37-yard attempt blocked in the fourth quarter.

| Score by Quarters | 1 | 2 | 3 | 4 | Score |
|-------------------|---|----|---|----|-------|
| Florida State | 0 | 10 | 3 | 14 | 27 |
| Florida | 0 | 0 | 0 | 2 | 2 |

SCORING SUMMARY

| Qtr | Time | Scoring Play | FSU-UF |
|-----|-------|--|--------|
| 2nd | 12:11 | FSU - Aguayo, R. 45 yd field goal, 5-13, 1:45 | 3 - 0 |
| | 07:47 | FSU - Kerr, J. 1 yd pass from Maguire, S. (Aguayo, R. kick) 7-74, 2:55 | 10 - 0 |
| 3rd | 05:21 | FSU - Aguayo, R. 51 yd field goal, 10-46, 4:40 | 13 - 0 |
| 4th | 08:58 | UF - Team safety | 13 - 2 |
| | 06:17 | FSU - Cook, D. 15 yd run (Aguayo, R. kick) 4-52, 1:29 | 20 - 2 |
| | 00:20 | FSU - Cook, D. 29 yd run (Aguayo, R. kick) 7-90, 3:34 | 27 - 2 |

TEAM STATISTICS

| | FSU | UF |
|---------------------------|---------|---------|
| First Downs | 15 | 19 |
| Rushes-Yards (Net) | 30-144 | 40-128 |
| Passing Yards (Net) | 160 | 134 |
| Passes Comp.-Att.-Int. | 14-28-0 | 19-39-0 |
| Total Offense Plays-Yards | 58-304 | 79-262 |
| Punt Returns-Yards | 3-0 | 2-8 |
| Kickoff Returns-Yards | 0-0 | 2-36 |
| Punts-Average | 7-47.6 | 9-46.4 |
| Fumbles-Lost | 2-0 | 2-0 |
| Penalties-Yards | 7-52 | 7-60 |
| Possession Time | 27:35 | 32:25 |
| Sacks By: Number-Yards | 5-38 | 2-24 |

INDIVIDUAL STATISTICS

| | |
|----------------------|---|
| Passing | FSU - Maguire 14-28-160-0 (TD) UF - Harris 19-38-134-0, Team 0-1-0-0 |
| Rushing | FSU - Cook 26-183 (2 TD), Wilson 1-2, Team 1-(-1), Maguire 2-(-40) UF - Taylor 24-136, Scarlett 1-3, Cronkrite 1-2, Powell 1-2, Harris 11-(-5), Team 2-(-10) |
| Receiving | FSU - Wilson 5-38, Cook 2-11, Whitfield 2-52, Izzo 2-36, Rudolph 1-22, Kerr 1-1 (TD) UF - McGee 4-34, Thompson 3-24, Powell 3-20, Taylor 3-18, Callaway 2-16, Showers 1-15, Cronkrite 1-5, Scarlett 1-1, Goolsby 1-1 |
| Sacks | FSU - Walker 2.5-22, Smith 1-7, Elliott 1-6, James 0.5-3 UF - Neal 1-15, Jefferson 1-9 |
| Interceptions | FSU - None UF - None |
| Fumbles | FSU - Maguire 1-0, Team 1-0 UF - Team 2-0 |

GAME 13

#2 ALABAMA 29, #18 FLORIDA 15

December 5, 2015

Georgia Dome | Atlanta, GA (Attendance: 75,320)

Alabama's Derrick Henry rushed 44 times for 189 yards while quarterback Jake Coker threw a pair of touchdowns as No. 2 Alabama defeated No. 18 and heavy-underdog Florida 29-15 in the 2015 Southeastern Conference Championship at the sold-out Georgia Dome. The Gators, denied their quest for a ninth conference crown, got a title-game record 85-yard punt return from freshman wideout Antonio Callaway and a way-too-little, way-too-late 46-yard touchdown pass from Treon Harris to C.J. Worton in losing for the second week in a row. UF managed just 180 yards of total offense and at one point netted minus-17 yards over nine possessions that spanned the second, third and fourth periods, as Alabama rolled to a 29-7 lead. Coker hit wide receiver Ardarius Stewart for a 32-yard score in the third period and added a 9-yard touchdown to Richard Mullaney midway through the fourth, while Henry scored on a 2-yard run in between, as Alabama rolled up 27 unanswered points after falling behind 7-2 early in the second quarter.

| Score by Quarters | 1 | 2 | 3 | 4 | Score |
|-------------------|---|----|----|---|-------|
| Florida | 0 | 7 | 0 | 8 | 15 |
| Alabama | 2 | 10 | 10 | 7 | 29 |

SCORING SUMMARY

| Qtr | Time | Scoring Play | UF-UA |
|-----|-------|---|---------|
| 1st | 09:05 | UA - TEAM safety | 0 - 2 |
| 2nd | 11:53 | UF - A. Callaway 85 yd punt return (N. MacInnes kick) | 7 - 2 |
| | 05:45 | UA - Adam Griffith 28 yd field goal, 14-64, 6:08 | 7 - 5 |
| | 02:26 | UA - Derrick Henry 2 yd run (Adam Griffith kick) 3-58, 1:02 | 7 - 12 |
| 3rd | 08:04 | UA - Adam Griffith 30 yd field goal, 12-65, 6:49 | 7 - 15 |
| | 02:49 | UA - A. Stewart 32 yd pass from Jake Coker (Adam Griffith kick) 10-81, 4:47 | 7 - 22 |
| 4th | 08:50 | UA - R. Mullaney 9 yd pass from Jake Coker (Adam Griffith kick) 9-57, 4:26 | 7 - 29 |
| | 05:02 | UF - C. Worton 46 yd pass from Tr. Harris (Tr. Harris rush) 3-81, 0:59 | 15 - 29 |

TEAM STATISTICS

| | UF | UA |
|---------------------------|--------|---------|
| First Downs | 7 | 25 |
| Rushes-Yards (Net) | 21-15 | 58-233 |
| Passing Yards (Net) | 165 | 204 |
| Passes Comp.-Att.-Int. | 9-24-1 | 18-26-0 |
| Total Offense Plays-Yards | 45-180 | 84-437 |
| Punt Returns-Yards | 3-84 | 8-45 |
| Kickoff Returns-Yards | 2-44 | 2-46 |
| Punts-Average | 9-46.0 | 6-51.2 |
| Fumbles-Lost | 1-0 | 2-1 |
| Penalties-Yards | 5-51 | 5-35 |
| Possession Time | 16:31 | 43:29 |
| Sacks By: Number-Yards | 2-17 | 5-35 |

INDIVIDUAL STATISTICS

| | |
|----------------------|---|
| Passing | UF - Harris 9-24-165-1 (TD) UA - Coker 18-26-204-0 (2 TD) |
| Rushing | UF - Cronkrite 2-8, Taylor 7-8, Scarlett 1-3, Harris 11-(-4) UA - Henry 44-189 (TD), Coker 8-23, Drake 4-14, Stewart 1-5, Ridley 1-2 |
| Receiving | UF - McGee 3-43, Showers 2-22, Worton 1-46 (TD), Callaway 1-46, Goolsby 1-15, Harris 1-(-7) UA - Ridley 8-102, Stewart 4-64 (TD), Mullaney 3-22 (TD), Drake 3-16 |
| Sacks | UF - Cox 1-10, Bullard 1-7 UA - Williams 2-14, Allen 1-10, Anderson 1-8, Hand 0.5-2, Robinson 0.5-2 |
| Interceptions | UF - None UA - Humphrey 1-(-1) |
| Fumbles | UF - Callaway 1-0 UA - Coker 1-0, Henry 1-1 |

GAME 14

#14 MICHIGAN 41, #19 FLORIDA 7

January 1, 2016 -- Buffalo Wild Wings Citrus Bowl

Orlando Citrus Bowl | Orlando, FL (Attendance: 63,113)

Florida suffered its worst loss of the season in the finale, falling to Michigan 41-7 in the Buffalo Wild Wings Citrus Bowl in Orlando. Michigan quarterback Jake Rudock threw three touchdown passes, his offense cranked out 503 yards and 34 unanswered points, and the No. 17 Wolverines utterly stifled the Gators on offense in the second half. When it was over, the Gators had lost their third straight game (all by double-digits) and suffered the second-worst defeat in their 42-game bowl history (only Nebraska's 62-24 rout in the 1996 Fiesta Bowl was worse). After a promising first quarter in which both teams sustained long touchdown drives, Michigan scored 34 straight points as they shut out the Gators for nearly 47 minutes to close the game. Florida's lone touchdown came on a trick play, as Antonio Callaway took an end around pitch and tossed a pass to quarterback Treon Harris for a two-yard score.

| Score by Quarters | 1 | 2 | 3 | 4 | Score |
|-------------------|---|----|----|----|-------|
| Michigan | 7 | 10 | 14 | 10 | 41 |
| Florida | 7 | 0 | 0 | 0 | 7 |

SCORING SUMMARY

| Qtr | Time | Scoring Play | MICH-UF |
|-----|-------|--|---------|
| 1st | 05:54 | MICH - Johnson,D. 4 yd run (Allen,K. kick) 9-73, 4:29 | 7 - 0 |
| | 01:58 | UF - Harris,Tr. 2 yd pass from Callaway,A. (MacInnes,N. kick) 8-75, 3:56 | 7 - 7 |
| 2nd | 08:49 | MICH - Chesson,J. 31 yd pass from Rudock,J. (Allen,K. kick) 8-80, 3:49 | 14 - 7 |
| | 01:01 | MICH - Allen,K. 21 yd field goal, 12-77, 5:00 | 17 - 7 |
| 3rd | 08:47 | MICH - Perry,G. 3 yd pass from Rudock,J. (Allen,K. kick) 12-69, 6:13 | 24 - 7 |
| | 03:48 | MICH - Houma,S. 2 yd run (Allen,K. kick) 5-58, 2:33 | 31 - 7 |
| 4th | 12:32 | MICH - Johnson,D. 8 yd pass from Rudock,J. (Allen,K. kick) 12-84, 5:14 | 38 - 7 |
| | 06:42 | MICH - Allen,K. 25 yd field goal, 9-34, 4:14 | 41 - 7 |

TEAM STATISTICS

| | MICH | UF |
|---------------------------|---------|---------|
| First Downs | 28 | 14 |
| Rushes-Yards (Net) | 46-225 | 27-118 |
| Passing Yards (Net) | 278 | 155 |
| Passes Comp.-Att.-Int. | 20-31-0 | 10-25-2 |
| Total Offense Plays-Yards | 77-503 | 52-273 |
| Punt Returns-Yards | 1-11 | 0-0 |
| Kickoff Returns-Yards | 1-28 | 7-153 |
| Punts-Average | 1-57.0 | 4-54.0 |
| Fumbles-Lost | 2-0 | 0-0 |
| Penalties-Yards | 4-30 | 7-66 |
| Possession Time | 38:38 | 21:22 |
| Sacks By: Number-Yards | 2-24 | 0-0 |

INDIVIDUAL STATISTICS

| | |
|----------------------|---|
| Passing | MICH - Rudock 20-31-278-0 (3 TD) UF - Harris 8-21-146-1, Grady 1-2-7-0, Callaway 1-1-2-0 (TD), Townsend 0-1-0-1 |
| Rushing | MICH - Smith 25-109, Johnson 6-58 (TD), Houma 9-32 (TD), Rudock 4-29, TEAM 2-(-3) UF - Harris 11-55, Taylor 11-50, Cronkrite 3-17, Bryan 1-(-1), Grady 1-(-3) |
| Receiving | MICH - Chesson 5-118 (TD), Perry 5-51 (TD), Butt 3-34, Hill 1-24, Darboh 2-24, Bunting 1-17, Johnson 2-10 (TD), Smith 1-0 UF - Callaway 5-75, Powell 1-26, Thompson 1-20, Robinson 1-17, Cronkrite 1-15, Harris 1-2 (TD) |
| Sacks | MICH - Jenk-Stone 1-15, Wormley 1-9 UF - None |
| Interceptions | MICH - Stribling 1-1, Wilson 1-0 UF - None |
| Fumbles | MICH - Johnson 1-0, TEAM 1-0 UF - None |

GAME-BY-GAME RUSHING STATS

#3 - TREON HARRIS - QB

| OPPONENT | No | Yds | Avg | TD | Lg |
|-------------------|-----|-----|------|----|----|
| NMSU - 9/5 | 5 | 23 | 4.6 | 0 | 9 |
| ECU - 9/12 | 3 | 32 | 10.7 | 0 | 22 |
| at UK - 9/19 | 0 | 0 | 0.0 | 0 | 0 |
| Tenn - 9/26 | 0 | 0 | 0.0 | 0 | 0 |
| OleMiss - 10/3 | 0 | 0 | 0.0 | 0 | 0 |
| at Mizzou - 10/10 | 2 | 8 | 4.0 | 0 | 5 |
| at LSU - 10/17 | 13 | 20 | 1.5 | 0 | 17 |
| vs. UGA - 10/31 | 10 | 39 | 3.9 | 0 | 19 |
| Vandy - 11/7 | 8 | 34 | 4.3 | 0 | 19 |
| at USC - 11/14 | 10 | 16 | 1.6 | 0 | 9 |
| FAU - 11/21 | 11 | 26 | 2.4 | 0 | 25 |
| FSU - 11/28 | 12 | -11 | -0.9 | 0 | 12 |
| Bama - 12/5 | 11 | -4 | -0.4 | 0 | 23 |
| Mich - 1/1/16 | 11 | 55 | 5.0 | 0 | 22 |
| 2014 | 75 | 338 | 4.5 | 3 | 33 |
| 2015 | 96 | 238 | 2.5 | 0 | 25 |
| Career | 171 | 576 | 3.4 | 3 | 33 |

#4 - BRANDON POWELL - WR

| OPPONENT | No | Yds | Avg | TD | Lg |
|-------------------|----|-----|------|----|----|
| NMSU - 9/5 | 0 | 0 | 0.0 | 0 | 0 |
| ECU - 9/12 | 1 | 3 | 3.0 | 0 | 3 |
| at UK - 9/19 | 0 | 0 | 0.0 | 0 | 0 |
| Tenn - 9/26 | 1 | 7 | 7.0 | 0 | 7 |
| OleMiss - 10/3 | 0 | 0 | 0.0 | 0 | 0 |
| at Mizzou - 10/10 | 2 | 4 | 2.0 | 0 | 4 |
| at LSU - 10/17 | 2 | -1 | -0.5 | 0 | 0 |
| vs. UGA - 10/31 | 1 | 1 | 1.0 | 0 | 1 |
| Vandy - 11/7 | 3 | 6 | 2.0 | 0 | 3 |
| at USC - 11/14 | 3 | 9 | 3.0 | 0 | 6 |
| FAU - 11/21 | 0 | 0 | 0.0 | 0 | 0 |
| FSU - 11/28 | 1 | 2 | 2.0 | 0 | 2 |
| Bama - 12/5 | 0 | 0 | 0.0 | 0 | 0 |
| Mich - 1/1/16 | 0 | 0 | 0.0 | 0 | 0 |
| 2014 | 16 | 70 | 4.4 | 1 | 13 |
| 2015 | 14 | 31 | 2.2 | 0 | 7 |
| Career | 30 | 101 | 3.4 | 1 | 13 |

#7 - WILL GRIER - QB

| OPPONENT | No | Yds | Avg | TD | Lg |
|-------------------|----|-----|------|----|----|
| NMSU - 9/5 | 4 | 43 | 10.8 | 1 | 38 |
| ECU - 9/12 | 3 | 10 | 3.3 | 0 | 19 |
| at UK - 9/19 | 12 | 61 | 5.1 | 1 | 13 |
| Tenn - 9/26 | 8 | 0 | 0.0 | 0 | 12 |
| OleMiss - 10/3 | 2 | -8 | -4.0 | 0 | 0 |
| at Mizzou - 10/10 | 7 | 10 | 1.4 | 0 | 18 |
| at LSU - 10/17 | 0 | 0 | 0.0 | 0 | 0 |
| vs. UGA - 10/31 | 0 | 0 | 0.0 | 0 | 0 |
| Vandy - 11/7 | 0 | 0 | 0.0 | 0 | 0 |
| at USC - 11/14 | 0 | 0 | 0.0 | 0 | 0 |
| FAU - 11/21 | 0 | 0 | 0.0 | 0 | 0 |
| FSU - 11/28 | 0 | 0 | 0.0 | 0 | 0 |
| Bama - 12/5 | 0 | 0 | 0.0 | 0 | 0 |
| Mich - 1/1/16 | 0 | 0 | 0.0 | 0 | 0 |
| 2015 | 36 | 116 | 3.2 | 2 | 38 |
| Career | 36 | 116 | 3.2 | 2 | 38 |

#10 - VALDEZ SHOWERS - RB

| OPPONENT | No | Yds | Avg | TD | Lg |
|-------------------|----|-----|------|----|----|
| NMSU - 9/5 | 0 | 0 | 0.0 | 0 | 0 |
| ECU - 9/12 | 0 | 0 | 0.0 | 0 | 0 |
| at UK - 9/19 | 0 | 0 | 0.0 | 0 | 0 |
| Tenn - 9/26 | 0 | 0 | 0.0 | 0 | 0 |
| OleMiss - 10/3 | 0 | 0 | 0.0 | 0 | 0 |
| at Mizzou - 10/10 | 0 | 0 | 0.0 | 0 | 0 |
| at LSU - 10/17 | 0 | 0 | 0.0 | 0 | 0 |
| vs. UGA - 10/31 | 0 | 0 | 0.0 | 0 | 0 |
| Vandy - 11/7 | 0 | 0 | 0.0 | 0 | 0 |
| at USC - 11/14 | 0 | 0 | 0.0 | 0 | 0 |
| FAU - 11/21 | 0 | 0 | 0.0 | 0 | 0 |
| FSU - 11/28 | 0 | 0 | 0.0 | 0 | 0 |
| Bama - 12/5 | 0 | 0 | 0.0 | 0 | 0 |
| Mich - 1/1/16 | 0 | 0 | 0.0 | 0 | 0 |
| 2013 | 12 | 103 | 8.6 | 0 | 29 |
| 2014 | 1 | -5 | -5.0 | 0 | 0 |
| 2015 | 0 | 0 | 0.0 | 0 | 0 |
| Career | 13 | 98 | 7.5 | 0 | 29 |

#11 - DEMARCUS ROBINSON - WR

| OPPONENT | No | Yds | Avg | TD | Lg |
|-------------------|----|-----|-----|----|----|
| NMSU - 9/5 | 0 | 0 | 0.0 | 0 | 0 |
| ECU - 9/12 | 0 | 0 | 0.0 | 0 | 0 |
| at UK - 9/19 | 0 | 0 | 0.0 | 0 | 0 |
| Tenn - 9/26 | 0 | 0 | 0.0 | 0 | 0 |
| OleMiss - 10/3 | 0 | 0 | 0.0 | 0 | 0 |
| at Mizzou - 10/10 | 0 | 0 | 0.0 | 0 | 0 |
| at LSU - 10/17 | 0 | 0 | 0.0 | 0 | 0 |
| vs. UGA - 10/31 | 1 | 1 | 1.0 | 0 | 1 |
| Vandy - 11/7 | 0 | 0 | 0.0 | 0 | 0 |
| at USC - 11/14 | 0 | 0 | 0.0 | 0 | 0 |
| FAU - 11/21 | 0 | 0 | 0.0 | 0 | 0 |
| FSU - 11/28 | 0 | 0 | 0.0 | 0 | 0 |
| Bama - 12/5 | 0 | 0 | 0.0 | 0 | 0 |
| Mich - 1/1/16 | 0 | 0 | 0.0 | 0 | 0 |
| 2015 | 1 | 1 | 1.0 | 0 | 1 |
| Career | 1 | 1 | 1.0 | 0 | 1 |

#12 - JOSH GRADY - QB

| OPPONENT | No | Yds | Avg | TD | Lg |
|-------------------|----|-----|------|----|----|
| NMSU - 9/5 | 2 | 21 | 10.5 | 0 | 14 |
| ECU - 9/12 | 0 | 0 | 0.0 | 0 | 0 |
| at UK - 9/19 | 0 | 0 | 0.0 | 0 | 0 |
| Tenn - 9/26 | 0 | 0 | 0.0 | 0 | 0 |
| OleMiss - 10/3 | 0 | 0 | 0.0 | 0 | 0 |
| at Mizzou - 10/10 | 0 | 0 | 0.0 | 0 | 0 |
| at LSU - 10/17 | 0 | 0 | 0.0 | 0 | 0 |
| vs. UGA - 10/31 | 0 | 0 | 0.0 | 0 | 0 |
| Vandy - 11/7 | 0 | 0 | 0.0 | 0 | 0 |
| at USC - 11/14 | 0 | 0 | 0.0 | 0 | 0 |
| FAU - 11/21 | 0 | 0 | 0.0 | 0 | 0 |
| FSU - 11/28 | 0 | 0 | 0.0 | 0 | 0 |
| Bama - 12/5 | 0 | 0 | 0.0 | 0 | 0 |
| Mich - 1/1/16 | 1 | -3 | -3.0 | 0 | 0 |
| 2015 | 3 | 18 | 6.0 | 0 | 14 |
| Career | 3 | 18 | 6.0 | 0 | 14 |

#21 - KELVIN TAYLOR - RB

| OPPONENT | No | Yds | Avg | TD | Lg |
|-------------------|-----|------|-----|----|----|
| NMSU - 9/5 | 8 | 54 | 6.8 | 1 | 18 |
| ECU - 9/12 | 16 | 55 | 3.4 | 1 | 9 |
| at UK - 9/19 | 16 | 45 | 2.8 | 1 | 11 |
| Tenn - 9/26 | 19 | 102 | 5.4 | 2 | 47 |
| OleMiss - 10/3 | 27 | 83 | 3.1 | 0 | 16 |
| at Mizzou - 10/10 | 28 | 99 | 3.5 | 2 | 19 |
| at LSU - 10/17 | 15 | 25 | 1.7 | 1 | 8 |
| vs. UGA - 10/31 | 25 | 121 | 4.8 | 2 | 23 |
| Vandy - 11/7 | 17 | 47 | 2.8 | 1 | 9 |
| at USC - 11/14 | 20 | 105 | 5.3 | 1 | 53 |
| FAU - 11/21 | 26 | 105 | 4.0 | 1 | 20 |
| FSU - 11/28 | 24 | 136 | 5.7 | 0 | 22 |
| Bama - 12/5 | 7 | 8 | 1.1 | 0 | 3 |
| Mich - 1/1/16 | 11 | 50 | 4.5 | 0 | 21 |
| 2013 | 111 | 508 | 4.6 | 4 | 33 |
| 2014 | 116 | 565 | 4.9 | 6 | 65 |
| 2015 | 259 | 1035 | 4.0 | 13 | 53 |
| Career | 486 | 2108 | 4.3 | 23 | 65 |

#24 - CASE HARRISON - RB

| OPPONENT | No | Yds | Avg | TD | Lg |
|-------------------|----|-----|-----|----|----|
| NMSU - 9/5 | 5 | 17 | 3.4 | 0 | 8 |
| ECU - 9/12 | 0 | 0 | 0.0 | 0 | 0 |
| at UK - 9/19 | 0 | 0 | 0.0 | 0 | 0 |
| Tenn - 9/26 | 0 | 0 | 0.0 | 0 | 0 |
| OleMiss - 10/3 | 0 | 0 | 0.0 | 0 | 0 |
| at Mizzou - 10/10 | 0 | 0 | 0.0 | 0 | 0 |
| at LSU - 10/17 | 0 | 0 | 0.0 | 0 | 0 |
| vs. UGA - 10/31 | 0 | 0 | 0.0 | 0 | 0 |
| Vandy - 11/7 | 0 | 0 | 0.0 | 0 | 0 |
| at USC - 11/14 | 0 | 0 | 0.0 | 0 | 0 |
| FAU - 11/21 | 0 | 0 | 0.0 | 0 | 0 |
| FSU - 11/28 | 0 | 0 | 0.0 | 0 | 0 |
| Bama - 12/5 | 0 | 0 | 0.0 | 0 | 0 |
| Mich - 1/1/16 | 0 | 0 | 0.0 | 0 | 0 |
| 2015 | 5 | 17 | 3.4 | 0 | 8 |
| Career | 5 | 17 | 3.4 | 0 | 8 |

#25 - JORDAN SCARLETT - RB

| OPPONENT | No | Yds | Avg | TD | Lg |
|-------------------|----|-----|------|----|----|
| NMSU - 9/5 | 8 | 34 | 4.3 | 1 | 9 |
| ECU - 9/12 | 4 | 24 | 6.0 | 0 | 15 |
| at UK - 9/19 | 0 | 0 | 0.0 | 0 | 0 |
| Tenn - 9/26 | 0 | 0 | 0.0 | 0 | 0 |
| OleMiss - 10/3 | 0 | 0 | 0.0 | 0 | 0 |
| at Mizzou - 10/10 | 0 | 0 | 0.0 | 0 | 0 |
| at LSU - 10/17 | 1 | 11 | 11.0 | 0 | 11 |
| vs. UGA - 10/31 | 9 | 96 | 10.7 | 0 | 60 |
| Vandy - 11/7 | 4 | 8 | 2.0 | 0 | 20 |
| at USC - 11/14 | 4 | -6 | -1.5 | 0 | 2 |
| FAU - 11/21 | 2 | 8 | 4.0 | 0 | 6 |
| FSU - 11/28 | 1 | 3 | 3.0 | 0 | 3 |
| Bama - 12/5 | 1 | 3 | 3.0 | 0 | 3 |
| Mich - 1/1/16 | 0 | 0 | 0.0 | 0 | 0 |
| 2015 | 34 | 181 | 5.3 | 1 | 60 |
| Career | 34 | 181 | 5.3 | 1 | 60 |

#32 - JORDAN CRONKRITE - RB

| OPPONENT | No | Yds | Avg | TD | Lg |
|-------------------|----|-----|------|----|----|
| NMSU - 9/5 | 5 | 24 | 4.8 | 1 | 9 |
| ECU - 9/12 | 9 | 47 | 5.2 | 0 | 18 |
| at UK - 9/19 | 6 | 12 | 2.0 | 0 | 5 |
| Tenn - 9/26 | 0 | 0 | 0.0 | 0 | 0 |
| OleMiss - 10/3 | 4 | 12 | 3.0 | 1 | 5 |
| at Mizzou - 10/10 | 4 | 11 | 2.8 | 0 | 8 |
| at LSU - 10/17 | 0 | 0 | 0.0 | 0 | 0 |
| vs. UGA - 10/31 | 1 | -2 | -2.0 | 0 | 0 |
| Vandy - 11/7 | 0 | 0 | 0.0 | 0 | 0 |
| at USC - 11/14 | 6 | 24 | 4.0 | 1 | 14 |
| FAU - 11/21 | 3 | 2 | 0.7 | 0 | 1 |
| FSU - 11/28 | 1 | 2 | 2.0 | 0 | 2 |
| Bama - 12/5 | 2 | 8 | 4.0 | 0 | 8 |
| Mich - 1/1/16 | 3 | 17 | 5.7 | 0 | 8 |
| 2015 | 44 | 157 | 3.6 | 3 | 18 |
| Career | 44 | 157 | 3.6 | 3 | 18 |

#37 - MARK HERNDON - RB

| OPPONENT | No | Yds | Avg | TD | Lg |
|-------------------|----|-----|------|----|----|
| NMSU - 9/5 | 2 | 11 | 5.5 | 0 | 12 |
| ECU - 9/12 | 1 | -1 | -1.0 | 0 | 0 |
| at UK - 9/19 | 0 | 0 | 0.0 | 0 | 0 |
| Tenn - 9/26 | 0 | 0 | 0.0 | 0 | 0 |
| OleMiss - 10/3 | 0 | 0 | 0.0 | 0 | 0 |
| at Mizzou - 10/10 | 0 | 0 | 0.0 | 0 | 0 |
| at LSU - 10/17 | 0 | 0 | 0.0 | 0 | 0 |
| vs. UGA - 10/31 | 1 | 2 | 2.0 | 0 | 2 |
| Vandy - 11/7 | 0 | 0 | 0.0 | 0 | 0 |
| at USC - 11/14 | 0 | 0 | 0.0 | 0 | 0 |
| FAU - 11/21 | 0 | 0 | 0.0 | 0 | 0 |
| FSU - 11/28 | 0 | 0 | 0.0 | 0 | 0 |
| Bama - 12/5 | 0 | 0 | 0.0 | 0 | 0 |
| Mich - 1/1/16 | 0 | 0 | 0.0 | 0 | 0 |
| 2013 | 4 | 32 | 8.0 | 0 | 17 |
| 2014 | 3 | 11 | 3.7 | 0 | 9 |
| 2015 | 4 | 12 | 3.0 | 0 | 12 |
| Career | 11 | 55 | 5.0 | 0 | 17 |

#81 - ANTONIO CALLAWAY - WR

| OPPONENT | No | Yds | Avg | TD | Lg |
|-------------------|----|-----|-----|----|----|
| NMSU - 9/5 | 1 | 8 | 8.0 | 0 | 8 |
| ECU - 9/12 | 0 | 0 | 0.0 | 0 | 0 |
| at UK - 9/19 | 1 | 9 | 9.0 | 0 | 9 |
| Tenn - 9/26 | 0 | 0 | 0.0 | 0 | 0 |
| OleMiss - 10/3 | 0 | 0 | 0.0 | 0 | 0 |
| at Mizzou - 10/10 | 0 | 0 | 0.0 | 0 | 0 |
| at LSU - 10/17 | 0 | 0 | 0.0 | 0 | 0 |
| vs. UGA - 10/31 | 0 | 0 | 0.0 | 0 | 0 |
| Vandy - 11/7 | 0 | 0 | 0.0 | 0 | 0 |
| at USC - 11/14 | 0 | 0 | 0.0 | 0 | 0 |
| FAU - 11/21 | 1 | 2 | 2.0 | 0 | 2 |
| FSU - 11/28 | 0 | 0 | 0.0 | 0 | 0 |
| Bama - 12/5 | 0 | 0 | 0.0 | 0 | 0 |
| Mich - 1/1/16 | 0 | 0 | 0.0 | 0 | 0 |
| 2015 | 3 | 19 | 6.3 | 0 | 9 |
| Career | 3 | 19 | 6.3 | 0 | 9 |

#1 - VERNON HARGREAVES III - CB

| OPPONENT | No | Yds | Avg | TD | Lg |
|-------------------|----|-----|-----|----|----|
| NMSU - 9/5 | 1 | 6 | 6.0 | 0 | 6 |
| ECU - 9/12 | 0 | 0 | 0.0 | 0 | 0 |
| at UK - 9/19 | 0 | 0 | 0.0 | 0 | 0 |
| Tenn - 9/26 | 0 | 0 | 0.0 | 0 | 0 |
| OleMiss - 10/3 | 0 | 0 | 0.0 | 0 | 0 |
| at Mizzou - 10/10 | 0 | 0 | 0.0 | 0 | 0 |
| at LSU - 10/17 | 0 | 0 | 0.0 | 0 | 0 |
| vs. UGA - 10/31 | 0 | 0 | 0.0 | 0 | 0 |
| Vandy - 11/7 | 0 | 0 | 0.0 | 0 | 0 |
| at USC - 11/14 | 0 | 0 | 0.0 | 0 | 0 |
| FAU - 11/21 | 0 | 0 | 0.0 | 0 | 0 |
| FSU - 11/28 | 0 | 0 | 0.0 | 0 | 0 |
| Bama - 12/5 | 0 | 0 | 0.0 | 0 | 0 |
| Mich - 1/1/16 | 0 | 0 | 0.0 | 0 | 0 |
| 2015 | 1 | 6 | 6 | 0 | 6 |
| Career | 1 | 6 | 6 | 0 | 6 |

#3 - TREON HARRIS - QB

| OPPONENT | No | Yds | Avg | TD | Lg |
|-------------------|----|-----|------|----|----|
| NMSU - 9/5 | 0 | 0 | 0.0 | 0 | 0 |
| ECU - 9/12 | 0 | 0 | 0.0 | 0 | 0 |
| at UK - 9/19 | 0 | 0 | 0.0 | 0 | 0 |
| Tenn - 9/26 | 0 | 0 | 0.0 | 0 | 0 |
| OleMiss - 10/3 | 0 | 0 | 0.0 | 0 | 0 |
| at Mizzou - 10/10 | 0 | 0 | 0.0 | 0 | 0 |
| at LSU - 10/17 | 0 | 0 | 0.0 | 0 | 0 |
| vs. UGA - 10/31 | 0 | 0 | 0.0 | 0 | 0 |
| Vandy - 11/7 | 0 | 0 | 0.0 | 0 | 0 |
| at USC - 11/14 | 0 | 0 | 0.0 | 0 | 0 |
| FAU - 11/21 | 0 | 0 | 0.0 | 0 | 0 |
| FSU - 11/28 | 0 | 0 | 0.0 | 0 | 0 |
| Bama - 12/5 | 1 | -7 | -7.0 | 0 | 0 |
| Mich - 1/1/16 | 1 | 2 | 2.0 | 1 | 2 |
| 2015 | 2 | -5 | -3 | 1 | 2 |
| Career | 2 | -5 | -3 | 1 | 2 |

#4 - BRANDON POWELL - WR

| OPPONENT | No | Yds | Avg | TD | Lg |
|-------------------|----|-----|------|----|----|
| NMSU - 9/5 | 2 | 50 | 25.0 | 1 | 37 |
| ECU - 9/12 | 3 | 29 | 9.7 | 0 | 26 |
| at UK - 9/19 | 2 | 19 | 9.5 | 0 | 10 |
| Tenn - 9/26 | 5 | 64 | 12.8 | 1 | 21 |
| OleMiss - 10/3 | 1 | 77 | 77.0 | 1 | 77 |
| at Mizzou - 10/10 | 3 | 13 | 4.3 | 0 | 13 |
| at LSU - 10/17 | 4 | 42 | 10.5 | 0 | 18 |
| vs. UGA - 10/31 | 1 | -3 | -3.0 | 0 | 0 |
| Vandy - 11/7 | 1 | 17 | 17.0 | 0 | 17 |
| at USC - 11/14 | 3 | 36 | 12.0 | 0 | 16 |
| FAU - 11/21 | 0 | 0 | 0.0 | 0 | 0 |
| FSU - 11/28 | 3 | 20 | 6.7 | 0 | 9 |
| Bama - 12/5 | 0 | 0 | 0.0 | 0 | 0 |
| Mich - 1/1/16 | 1 | 26 | 26.0 | 0 | 26 |
| 2014 | 15 | 147 | 10 | 1 | 42 |
| 2015 | 29 | 390 | 13 | 3 | 77 |
| Career | 44 | 537 | 12 | 4 | 77 |

#5 - AHMAD FULWOOD - WR

| OPPONENT | No | Yds | Avg | TD | Lg |
|-------------------|----|-----|------|----|----|
| NMSU - 9/5 | 0 | 0 | 0.0 | 0 | 0 |
| ECU - 9/12 | 2 | 15 | 7.5 | 0 | 8 |
| at UK - 9/19 | 2 | 16 | 8.0 | 0 | 9 |
| Tenn - 9/26 | 0 | 0 | 0.0 | 0 | 0 |
| OleMiss - 10/3 | 1 | 9 | 9.0 | 0 | 9 |
| at Mizzou - 10/10 | 1 | 21 | 21.0 | 0 | 21 |
| at LSU - 10/17 | 0 | 0 | 0.0 | 0 | 0 |
| vs. UGA - 10/31 | 0 | 0 | 0.0 | 0 | 0 |
| Vandy - 11/7 | 0 | 0 | 0.0 | 0 | 0 |
| at USC - 11/14 | 0 | 0 | 0.0 | 0 | 0 |
| FAU - 11/21 | 0 | 0 | 0.0 | 0 | 0 |
| FSU - 11/28 | 0 | 0 | 0.0 | 0 | 0 |
| Bama - 12/5 | 0 | 0 | 0.0 | 0 | 0 |
| Mich - 1/1/16 | 0 | 0 | 0.0 | 0 | 0 |
| 2013 | 17 | 127 | 7 | 1 | 15 |
| 2014 | 12 | 199 | 17 | 1 | 86 |
| 2015 | 6 | 61 | 10 | 0 | 21 |
| Career | 35 | 387 | 11 | 2 | 86 |

#9 - LATROY PITTMAN - WR

| OPPONENT | No | Yds | Avg | TD | Lg |
|-------------------|----|-----|-----|----|----|
| NMSU - 9/5 | 0 | 0 | 0.0 | 0 | 0 |
| ECU - 9/12 | 0 | 0 | 0.0 | 0 | 0 |
| at UK - 9/19 | 0 | 0 | 0.0 | 0 | 0 |
| Tenn - 9/26 | 0 | 0 | 0.0 | 0 | 0 |
| OleMiss - 10/3 | 0 | 0 | 0.0 | 0 | 0 |
| at Mizzou - 10/10 | 0 | 0 | 0.0 | 0 | 0 |
| at LSU - 10/17 | 0 | 0 | 0.0 | 0 | 0 |
| vs. UGA - 10/31 | 0 | 0 | 0.0 | 0 | 0 |
| Vandy - 11/7 | 0 | 0 | 0.0 | 0 | 0 |
| at USC - 11/14 | 0 | 0 | 0.0 | 0 | 0 |
| FAU - 11/21 | 0 | 0 | 0.0 | 0 | 0 |
| FSU - 11/28 | 0 | 0 | 0.0 | 0 | 0 |
| Bama - 12/5 | 0 | 0 | 0.0 | 0 | 0 |
| Mich - 1/1/16 | 0 | 0 | 0.0 | 0 | 0 |
| 2012 | 2 | 6 | 3 | 0 | 5 |
| 2013 | 2 | 18 | 9 | 0 | 10 |
| 2014 | 15 | 164 | 11 | 0 | 34 |
| 2015 | 0 | 0 | 0 | 0 | 0 |
| Career | 19 | 188 | 10 | 0 | 34 |

#10 - VALDEZ SHOWERS - RB

| OPPONENT | No | Yds | Avg | TD | Lg |
|-------------------|----|-----|------|----|----|
| NMSU - 9/5 | 2 | 24 | 12.0 | 0 | 13 |
| ECU - 9/12 | 0 | 0 | 0.0 | 0 | 0 |
| at UK - 9/19 | 1 | 3 | 3.0 | 0 | 3 |
| Tenn - 9/26 | 0 | 0 | 0.0 | 0 | 0 |
| OleMiss - 10/3 | 0 | 0 | 0.0 | 0 | 0 |
| at Mizzou - 10/10 | 0 | 0 | 0.0 | 0 | 0 |
| at LSU - 10/17 | 0 | 0 | 0.0 | 0 | 0 |
| vs. UGA - 10/31 | 0 | 0 | 0.0 | 0 | 0 |
| Vandy - 11/7 | 0 | 0 | 0.0 | 0 | 0 |
| at USC - 11/14 | 0 | 0 | 0.0 | 0 | 0 |
| FAU - 11/21 | 0 | 0 | 0.0 | 0 | 0 |
| FSU - 11/28 | 1 | 15 | 15.0 | 0 | 15 |
| Bama - 12/5 | 2 | 22 | 11.0 | 0 | 18 |
| Mich - 1/1/16 | 0 | 0 | 0.0 | 0 | 0 |
| 2013 | 18 | 102 | 6 | 1 | 14 |
| 2014 | 2 | 31 | 16 | 1 | 28 |
| 2015 | 6 | 64 | 11 | 0 | 18 |
| Career | 26 | 197 | 8 | 2 | 28 |

#11 - DEMARCUS ROBINSON - WR

| OPPONENT | No | Yds | Avg | TD | Lg |
|-------------------|-----|------|------|----|----|
| NMSU - 9/5 | 6 | 34 | 5.7 | 0 | 9 |
| ECU - 9/12 | 5 | 55 | 11.0 | 1 | 17 |
| at UK - 9/19 | 3 | 16 | 5.3 | 0 | 7 |
| Tenn - 9/26 | 6 | 48 | 8.0 | 0 | 14 |
| OleMiss - 10/3 | 8 | 98 | 12.3 | 1 | 36 |
| at Mizzou - 10/10 | 6 | 79 | 13.2 | 0 | 25 |
| at LSU - 10/17 | 2 | 41 | 20.5 | 0 | 38 |
| vs. UGA - 10/31 | 0 | 0 | 0.0 | 0 | 0 |
| Vandy - 11/7 | 9 | 106 | 11.8 | 0 | 36 |
| at USC - 11/14 | 2 | 28 | 14.0 | 0 | 18 |
| FAU - 11/21 | 0 | 0 | 0.0 | 0 | 0 |
| FSU - 11/28 | 0 | 0 | 0.0 | 0 | 0 |
| Bama - 12/5 | 0 | 0 | 0.0 | 0 | 0 |
| Mich - 1/1/16 | 1 | 17 | 17.0 | 0 | 17 |
| 2013 | 5 | 23 | 5 | 0 | 10 |
| 2014 | 53 | 810 | 15 | 7 | 73 |
| 2015 | 48 | 522 | 11 | 2 | 38 |
| Career | 106 | 1355 | 13 | 9 | 73 |

#12 - JOSH GRADY - QB

| OPPONENT | No | Yds | Avg | TD | Lg |
|-------------------|----|-----|------|----|----|
| NMSU - 9/5 | 1 | 25 | 25.0 | 0 | 25 |
| ECU - 9/12 | 0 | 0 | 0.0 | 0 | 0 |
| at UK - 9/19 | 0 | 0 | 0.0 | 0 | 0 |
| Tenn - 9/26 | 0 | 0 | 0.0 | 0 | 0 |
| OleMiss - 10/3 | 0 | 0 | 0.0 | 0 | 0 |
| at Mizzou - 10/10 | 0 | 0 | 0.0 | 0 | 0 |
| at LSU - 10/17 | 0 | 0 | 0.0 | 0 | 0 |
| vs. UGA - 10/31 | 0 | 0 | 0.0 | 0 | 0 |
| Vandy - 11/7 | 0 | 0 | 0.0 | 0 | 0 |
| at USC - 11/14 | 0 | 0 | 0.0 | 0 | 0 |
| FAU - 11/21 | 0 | 0 | 0.0 | 0 | 0 |
| FSU - 11/28 | 0 | 0 | 0.0 | 0 | 0 |
| Bama - 12/5 | 0 | 0 | 0.0 | 0 | 0 |
| Mich - 1/1/16 | 0 | 0 | 0.0 | 0 | 0 |
| 2015 | 1 | 25 | 25 | 0 | 25 |
| Career | 1 | 25 | 25 | 0 | 25 |

#18 - C.J. WORTON - WR

| OPPONENT | No | Yds | Avg | TD | Lg |
|-------------------|----|-----|------|----|----|
| NMSU - 9/5 | 3 | 23 | 7.7 | 1 | 11 |
| ECU - 9/12 | 0 | 0 | 0.0 | 0 | 0 |
| at UK - 9/19 | 0 | 0 | 0.0 | 0 | 0 |
| Tenn - 9/26 | 0 | 0 | 0.0 | 0 | 0 |
| OleMiss - 10/3 | 0 | 0 | 0.0 | 0 | 0 |
| at Mizzou - 10/10 | 0 | 0 | 0.0 | 0 | 0 |
| at LSU - 10/17 | 0 | 0 | 0.0 | 0 | 0 |
| vs. UGA - 10/31 | 0 | 0 | 0.0 | 0 | 0 |
| Vandy - 11/7 | 0 | 0 | 0.0 | 0 | 0 |
| at USC - 11/14 | 0 | 0 | 0.0 | 0 | 0 |
| FAU - 11/21 | 0 | 0 | 0.0 | 0 | 0 |
| FSU - 11/28 | 0 | 0 | 0.0 | 0 | 0 |
| Bama - 12/5 | 1 | 46 | 46.0 | 1 | 46 |
| Mich - 1/1/16 | 0 | 0 | 0.0 | 0 | 0 |
| 2014 | 2 | 12 | 6 | 0 | 8 |
| 2015 | 4 | 69 | 17 | 2 | 46 |
| Career | 6 | 81 | 14 | 2 | 46 |

GAME-BY-GAME RECEIVING STATS

#21 • KELVIN TAYLOR • RB

| OPPONENT | No | Yds | Avg | TD | Lg |
|-------------------|----|-----|------|----|----|
| NMSU - 9/5 | 2 | 41 | 20.5 | 0 | 43 |
| ECU - 9/12 | 1 | 6 | 6.0 | 0 | 6 |
| at UK - 9/19 | 1 | 7 | 7.0 | 0 | 7 |
| Tenn - 9/26 | 1 | -4 | -4.0 | 0 | 0 |
| OleMiss - 10/3 | 2 | 15 | 7.5 | 0 | 12 |
| at Mizzou - 10/10 | 3 | 25 | 8.3 | 0 | 14 |
| at LSU - 10/17 | 2 | 15 | 7.5 | 0 | 16 |
| vs. UGA - 10/31 | 0 | 0 | 0.0 | 0 | 0 |
| Vandy - 11/7 | 0 | 0 | 0.0 | 0 | 0 |
| at USC - 11/14 | 1 | 15 | 15.0 | 0 | 15 |
| FAU - 11/21 | 1 | 12 | 12.0 | 0 | 12 |
| FSU - 11/28 | 3 | 18 | 6.0 | 0 | 10 |
| Bama - 12/5 | 0 | 0 | 0.0 | 0 | 0 |
| Mich - 1/1/16 | 0 | 0 | 0.0 | 0 | 0 |
| 2013 | 5 | 37 | 7 | 0 | 15 |
| 2014 | 2 | -8 | -4 | 0 | 0 |
| 2015 | 17 | 150 | 9 | 0 | 43 |
| Career | 24 | 179 | 7 | 0 | 43 |

#32 • JORDAN CRONKRITE • RB

| OPPONENT | No | Yds | Avg | TD | Lg |
|-------------------|----|-----|------|----|----|
| NMSU - 9/5 | 0 | 0 | 0.0 | 0 | 0 |
| ECU - 9/12 | 0 | 0 | 0.0 | 0 | 0 |
| at UK - 9/19 | 0 | 0 | 0.0 | 0 | 0 |
| Tenn - 9/26 | 0 | 0 | 0.0 | 0 | 0 |
| OleMiss - 10/3 | 1 | 4 | 4.0 | 0 | 4 |
| at Mizzou - 10/10 | 0 | 0 | 0.0 | 0 | 0 |
| at LSU - 10/17 | 0 | 0 | 0.0 | 0 | 0 |
| vs. UGA - 10/31 | 0 | 0 | 0.0 | 0 | 0 |
| Vandy - 11/7 | 0 | 0 | 0.0 | 0 | 0 |
| at USC - 11/14 | 2 | 49 | 24.5 | 1 | 41 |
| FAU - 11/21 | 1 | 16 | 16.0 | 0 | 16 |
| FSU - 11/28 | 1 | 5 | 5.0 | 0 | 5 |
| Bama - 12/5 | 0 | 0 | 0.0 | 0 | 0 |
| Mich - 1/1/16 | 1 | 15 | 15.0 | 0 | 15 |
| 2015 | 6 | 89 | 15 | 1 | 41 |
| Career | 6 | 89 | 15 | 1 | 41 |

#80 • C'YONTAI LEWIS • TE

| OPPONENT | No | Yds | Avg | TD | Lg |
|-------------------|----|-----|------|----|----|
| NMSU - 9/5 | 2 | 44 | 22.0 | 2 | 32 |
| ECU - 9/12 | 1 | 6 | 6.0 | 0 | 6 |
| at UK - 9/19 | 0 | 0 | 0.0 | 0 | 0 |
| Tenn - 9/26 | 0 | 0 | 0.0 | 0 | 0 |
| OleMiss - 10/3 | 0 | 0 | 0.0 | 0 | 0 |
| at Mizzou - 10/10 | 0 | 0 | 0.0 | 0 | 0 |
| at LSU - 10/17 | 0 | 0 | 0.0 | 0 | 0 |
| vs. UGA - 10/31 | 1 | 25 | 25.0 | 0 | 25 |
| Vandy - 11/7 | 0 | 0 | 0.0 | 0 | 0 |
| at USC - 11/14 | 0 | 0 | 0.0 | 0 | 0 |
| FAU - 11/21 | 0 | 0 | 0.0 | 0 | 0 |
| FSU - 11/28 | 0 | 0 | 0.0 | 0 | 0 |
| Bama - 12/5 | 0 | 0 | 0.0 | 0 | 0 |
| Mich - 1/1/16 | 0 | 0 | 0.0 | 0 | 0 |
| 2015 | 4 | 75 | 19 | 2 | 32 |
| Career | 4 | 75 | 19 | 2 | 32 |

#85 • CHRIS THOMPSON • WR

| OPPONENT | No | Yds | Avg | TD | Lg |
|-------------------|----|-----|------|----|----|
| NMSU - 9/5 | 0 | 0 | 0.0 | 0 | 0 |
| ECU - 9/12 | 0 | 0 | 0.0 | 0 | 0 |
| at UK - 9/19 | 0 | 0 | 0.0 | 0 | 0 |
| Tenn - 9/26 | 0 | 0 | 0.0 | 0 | 0 |
| OleMiss - 10/3 | 0 | 0 | 0.0 | 0 | 0 |
| at Mizzou - 10/10 | 1 | 4 | 4.0 | 0 | 4 |
| at LSU - 10/17 | 0 | 0 | 0.0 | 0 | 0 |
| vs. UGA - 10/31 | 0 | 0 | 0.0 | 0 | 0 |
| Vandy - 11/7 | 0 | 0 | 0.0 | 0 | 0 |
| at USC - 11/14 | 0 | 0 | 0.0 | 0 | 0 |
| FAU - 11/21 | 0 | 0 | 0.0 | 0 | 0 |
| FSU - 11/28 | 3 | 24 | 8.0 | 0 | 11 |
| Bama - 12/5 | 0 | 0 | 0.0 | 0 | 0 |
| Mich - 1/1/16 | 1 | 20 | 20.0 | 0 | 20 |
| 2015 | 5 | 48 | 10 | 0 | 20 |
| Career | 5 | 48 | 10 | 0 | 20 |

#25 • JORDAN SCARLETT • RB

| OPPONENT | No | Yds | Avg | TD | Lg |
|-------------------|----|-----|-----|----|----|
| NMSU - 9/5 | 0 | 0 | 0.0 | 0 | 0 |
| ECU - 9/12 | 0 | 0 | 0.0 | 0 | 0 |
| at UK - 9/19 | 0 | 0 | 0.0 | 0 | 0 |
| Tenn - 9/26 | 0 | 0 | 0.0 | 0 | 0 |
| OleMiss - 10/3 | 0 | 0 | 0.0 | 0 | 0 |
| at Mizzou - 10/10 | 0 | 0 | 0.0 | 0 | 0 |
| at LSU - 10/17 | 0 | 0 | 0.0 | 0 | 0 |
| vs. UGA - 10/31 | 0 | 0 | 0.0 | 0 | 0 |
| Vandy - 11/7 | 0 | 0 | 0.0 | 0 | 0 |
| at USC - 11/14 | 0 | 0 | 0.0 | 0 | 0 |
| FAU - 11/21 | 0 | 0 | 0.0 | 0 | 0 |
| FSU - 11/28 | 1 | 1 | 1.0 | 0 | 1 |
| Bama - 12/5 | 0 | 0 | 0.0 | 0 | 0 |
| Mich - 1/1/16 | 0 | 0 | 0.0 | 0 | 0 |
| 2015 | 1 | 1 | 1 | 0 | 1 |
| Career | 1 | 1 | 1 | 0 | 1 |

#36 • ROGER DIXON, JR. • WR

| OPPONENT | No | Yds | Avg | TD | Lg |
|-------------------|----|-----|-----|----|----|
| NMSU - 9/5 | 1 | 3 | 3.0 | 0 | 3 |
| ECU - 9/12 | 0 | 0 | 0.0 | 0 | 0 |
| at UK - 9/19 | 0 | 0 | 0.0 | 0 | 0 |
| Tenn - 9/26 | 0 | 0 | 0.0 | 0 | 0 |
| OleMiss - 10/3 | 0 | 0 | 0.0 | 0 | 0 |
| at Mizzou - 10/10 | 0 | 0 | 0.0 | 0 | 0 |
| at LSU - 10/17 | 0 | 0 | 0.0 | 0 | 0 |
| vs. UGA - 10/31 | 0 | 0 | 0.0 | 0 | 0 |
| Vandy - 11/7 | 0 | 0 | 0.0 | 0 | 0 |
| at USC - 11/14 | 0 | 0 | 0.0 | 0 | 0 |
| FAU - 11/21 | 0 | 0 | 0.0 | 0 | 0 |
| FSU - 11/28 | 0 | 0 | 0.0 | 0 | 0 |
| Bama - 12/5 | 0 | 0 | 0.0 | 0 | 0 |
| Mich - 1/1/16 | 0 | 0 | 0.0 | 0 | 0 |
| 2015 | 1 | 3 | 3 | 0 | 3 |
| Career | 1 | 3 | 3 | 0 | 3 |

#81 • ANTONIO CALLAWAY • WR

| OPPONENT | No | Yds | Avg | TD | Lg |
|-------------------|----|-----|------|----|----|
| NMSU - 9/5 | 3 | 26 | 8.7 | 0 | 23 |
| ECU - 9/12 | 0 | 0 | 0.0 | 0 | 0 |
| at UK - 9/19 | 1 | 34 | 34.0 | 0 | 34 |
| Tenn - 9/26 | 5 | 112 | 22.4 | 1 | 63 |
| OleMiss - 10/3 | 3 | 30 | 10.0 | 1 | 15 |
| at Mizzou - 10/10 | 1 | 6 | 6.0 | 0 | 6 |
| at LSU - 10/17 | 3 | 100 | 33.3 | 0 | 48 |
| vs. UGA - 10/31 | 3 | 110 | 36.7 | 1 | 66 |
| Vandy - 11/7 | 1 | 11 | 11.0 | 0 | 11 |
| at USC - 11/14 | 5 | 60 | 12.0 | 0 | 26 |
| FAU - 11/21 | 2 | 52 | 26.0 | 1 | 53 |
| FSU - 11/28 | 2 | 16 | 8.0 | 0 | 11 |
| Bama - 12/5 | 1 | 46 | 46.0 | 0 | 46 |
| Mich - 1/1/16 | 5 | 75 | 15.0 | 0 | 27 |
| 2015 | 35 | 678 | 19 | 4 | 66 |
| Career | 35 | 678 | 19 | 4 | 66 |

#89 • ALVIN BAILEY • WR

| OPPONENT | No | Yds | Avg | TD | Lg |
|-------------------|----|-----|------|----|----|
| NMSU - 9/5 | 2 | 43 | 21.5 | 0 | 26 |
| ECU - 9/12 | 0 | 0 | 0.0 | 0 | 0 |
| at UK - 9/19 | 0 | 0 | 0.0 | 0 | 0 |
| Tenn - 9/26 | 0 | 0 | 0.0 | 0 | 0 |
| OleMiss - 10/3 | 0 | 0 | 0.0 | 0 | 0 |
| at Mizzou - 10/10 | 0 | 0 | 0.0 | 0 | 0 |
| at LSU - 10/17 | 0 | 0 | 0.0 | 0 | 0 |
| vs. UGA - 10/31 | 0 | 0 | 0.0 | 0 | 0 |
| Vandy - 11/7 | 0 | 0 | 0.0 | 0 | 0 |
| at USC - 11/14 | 0 | 0 | 0.0 | 0 | 0 |
| FAU - 11/21 | 1 | 6 | 6.0 | 0 | 6 |
| FSU - 11/28 | 0 | 0 | 0.0 | 0 | 0 |
| Bama - 12/5 | 0 | 0 | 0.0 | 0 | 0 |
| Mich - 1/1/16 | 0 | 0 | 0.0 | 0 | 0 |
| 2015 | 3 | 49 | 16 | 0 | 26 |
| Career | 3 | 49 | 16 | 0 | 26 |

#30 • DeANDRE GOOLSBY • TE

| OPPONENT | No | Yds | Avg | TD | Lg |
|-------------------|----|-----|------|----|----|
| NMSU - 9/5 | 3 | 38 | 12.7 | 0 | 23 |
| ECU - 9/12 | 3 | 94 | 31.3 | 1 | 34 |
| at UK - 9/19 | 0 | 0 | 0.0 | 0 | 0 |
| Tenn - 9/26 | 1 | 6 | 6.0 | 0 | 6 |
| OleMiss - 10/3 | 2 | 9 | 4.5 | 0 | 5 |
| at Mizzou - 10/10 | 3 | 37 | 12.3 | 0 | 14 |
| at LSU - 10/17 | 1 | 30 | 30.0 | 0 | 30 |
| vs. UGA - 10/31 | 0 | 0 | 0.0 | 0 | 0 |
| Vandy - 11/7 | 1 | 24 | 24.0 | 0 | 24 |
| at USC - 11/14 | 1 | 23 | 23.0 | 0 | 23 |
| FAU - 11/21 | 0 | 0 | 0.0 | 0 | 0 |
| FSU - 11/28 | 1 | 1 | 1.0 | 0 | 1 |
| Bama - 12/5 | 1 | 15 | 15.0 | 0 | 15 |
| Mich - 1/1/16 | 0 | 0 | 0.0 | 0 | 0 |
| 2015 | 17 | 277 | 16 | 1 | 34 |
| Career | 17 | 277 | 16 | 1 | 34 |

#37 • MARK HERNDON • RB

| OPPONENT | No | Yds | Avg | TD | Lg |
|-------------------|----|-----|-----|----|----|
| NMSU - 9/5 | 1 | 9 | 9.0 | 0 | 9 |
| ECU - 9/12 | 0 | 0 | 0.0 | 0 | 0 |
| at UK - 9/19 | 0 | 0 | 0.0 | 0 | 0 |
| Tenn - 9/26 | 0 | 0 | 0.0 | 0 | 0 |
| OleMiss - 10/3 | 0 | 0 | 0.0 | 0 | 0 |
| at Mizzou - 10/10 | 0 | 0 | 0.0 | 0 | 0 |
| at LSU - 10/17 | 0 | 0 | 0.0 | 0 | 0 |
| vs. UGA - 10/31 | 0 | 0 | 0.0 | 0 | 0 |
| Vandy - 11/7 | 0 | 0 | 0.0 | 0 | 0 |
| at USC - 11/14 | 0 | 0 | 0.0 | 0 | 0 |
| FAU - 11/21 | 0 | 0 | 0.0 | 0 | 0 |
| FSU - 11/28 | 0 | 0 | 0.0 | 0 | 0 |
| Bama - 12/5 | 0 | 0 | 0.0 | 0 | 0 |
| Mich - 1/1/16 | 0 | 0 | 0.0 | 0 | 0 |
| 2012 | 0 | 0 | 0 | 0 | 0 |
| 2013 | 1 | 4 | 4 | 0 | 4 |
| 2014 | 1 | 78 | 78 | 1 | 78 |
| 2015 | 1 | 9 | 9 | 0 | 9 |
| Career | 3 | 91 | 30 | 1 | 78 |

#83 • JAKE MCGEE • TE

| OPPONENT | No | Yds | Avg | TD | Lg |
|-------------------|----|-----|------|----|----|
| NMSU - 9/5 | 2 | 18 | 9.0 | 0 | 11 |
| ECU - 9/12 | 0 | 0 | 0.0 | 0 | 0 |
| at UK - 9/19 | 3 | 30 | 10.0 | 0 | 18 |
| Tenn - 9/26 | 5 | 57 | 11.4 | 0 | 15 |
| OleMiss - 10/3 | 6 | 29 | 4.8 | 1 | 9 |
| at Mizzou - 10/10 | 2 | 23 | 11.5 | 0 | 12 |
| at LSU - 10/17 | 5 | 43 | 8.6 | 2 | 19 |
| vs. UGA - 10/31 | 3 | 23 | 7.7 | 0 | 9 |
| Vandy - 11/7 | 0 | 0 | 0.0 | 0 | 0 |
| at USC - 11/14 | 5 | 45 | 9.0 | 0 | 16 |
| FAU - 11/21 | 3 | 36 | 12.0 | 1 | 13 |
| FSU - 11/28 | 4 | 34 | 8.5 | 0 | 12 |
| Bama - 12/5 | 3 | 43 | 14.3 | 0 | 18 |
| Mich - 1/1/16 | 0 | 0 | 0.0 | 0 | 0 |
| 2015 | 41 | 381 | 9 | 4 | 19 |
| Career | 41 | 381 | 9 | 4 | 19 |

#3 - TREON HARRIS - QB

| OPPONENT | Att | Comp | Yds | Pct | TD | INT | Lng | Rating |
|-------------------|-----|------|------|-------|----|-----|-----|--------|
| NMSU - 9/5 | 19 | 14 | 215 | 73.7% | 2 | 0 | 43 | 203.5 |
| ECU - 9/12 | 8 | 5 | 54 | 62.5% | 0 | 0 | 28 | 119.2 |
| at UK - 9/19 | 0 | 0 | 0 | 0.0% | 0 | 0 | 0 | 0.0 |
| Tenn - 9/26 | 0 | 0 | 0 | 0.0% | 0 | 0 | 0 | 0.0 |
| OleMiss - 10/3 | 0 | 0 | 0 | 0.0% | 0 | 0 | 0 | 0.0 |
| at Mizzou - 10/10 | 0 | 0 | 0 | 0.0% | 0 | 0 | 0 | 0.0 |
| at LSU - 10/17 | 32 | 17 | 271 | 53.1% | 2 | 0 | 48 | 144.9 |
| vs. UGA - 10/31 | 19 | 8 | 155 | 42.1% | 1 | 0 | 66 | 128.0 |
| Vandy - 11/7 | 24 | 12 | 158 | 50.0% | 0 | 1 | 36 | 97.0 |
| at USC - 11/14 | 33 | 19 | 256 | 57.6% | 1 | 2 | 41 | 120.6 |
| FAU - 11/21 | 17 | 8 | 122 | 47.1% | 2 | 1 | 53 | 134.4 |
| FSU - 11/28 | 38 | 19 | 134 | 50.0% | 0 | 0 | 15 | 79.6 |
| Bama - 12/5 | 24 | 9 | 165 | 37.5% | 1 | 1 | 46 | 100.7 |
| Mich - 1/1/16 | 21 | 8 | 146 | 38.1% | 0 | 1 | 27 | 87.0 |
| 2014 | 111 | 55 | 1019 | 49.5% | 9 | 4 | 86 | 146.2 |
| 2015 | 235 | 119 | 1676 | 50.6% | 9 | 6 | 66 | 118.1 |
| Career | 346 | 174 | 2695 | 50.3% | 18 | 10 | 86 | 127.1 |

#7 - WILL GRIER - QB

| OPPONENT | Att | Comp | Yds | Pct | TD | INT | Lng | Rating |
|-------------------|-----|------|------|-------|----|-----|-----|--------|
| NMSU - 9/5 | 18 | 16 | 166 | 88.9% | 2 | 0 | 32 | 203.0 |
| ECU - 9/12 | 17 | 10 | 151 | 58.8% | 2 | 1 | 34 | 160.5 |
| at UK - 9/19 | 22 | 13 | 125 | 59.1% | 0 | 1 | 34 | 97.7 |
| Tenn - 9/26 | 42 | 23 | 283 | 54.8% | 2 | 1 | 63 | 122.3 |
| OleMiss - 10/3 | 29 | 24 | 271 | 82.8% | 4 | 0 | 77 | 206.8 |
| at Mizzou - 10/10 | 33 | 20 | 208 | 60.6% | 0 | 0 | 25 | 113.6 |
| at LSU - 10/17 | 0 | 0 | 0 | 0.0% | 0 | 0 | 0 | 0.0 |
| vs. UGA - 10/31 | 0 | 0 | 0 | 0.0% | 0 | 0 | 0 | 0.0 |
| Vandy - 11/7 | 0 | 0 | 0 | 0.0% | 0 | 0 | 0 | 0.0 |
| at USC - 11/14 | 0 | 0 | 0 | 0.0% | 0 | 0 | 0 | 0.0 |
| FAU - 11/21 | 0 | 0 | 0 | 0.0% | 0 | 0 | 0 | 0.0 |
| FSU - 11/28 | 0 | 0 | 0 | 0.0% | 0 | 0 | 0 | 0.0 |
| Bama - 12/5 | 0 | 0 | 0 | 0.0% | 0 | 0 | 0 | 0.0 |
| Mich - 1/1/16 | 0 | 0 | 0 | 0.0% | 0 | 0 | 0 | 0.0 |
| 2015 | 161 | 106 | 1204 | 65.8% | 10 | 3 | 77 | 145.4 |
| Career | 161 | 106 | 1204 | 65.8% | 10 | 3 | 77 | 145.4 |

GAME-BY-GAME KICK RETURN STATS

#1 - VERNON HARGREAVES III - CB

| OPPONENT | No | Yds | Avg | TD | Lg |
|-------------------|----|-----|------|----|----|
| NMSU - 9/5 | 0 | 0 | 0.0 | 0 | 0 |
| ECU - 9/12 | 0 | 0 | 0.0 | 0 | 0 |
| at UK - 9/19 | 0 | 0 | 0.0 | 0 | 0 |
| Tenn - 9/26 | 0 | 0 | 0.0 | 0 | 0 |
| OleMiss - 10/3 | 0 | 0 | 0.0 | 0 | 0 |
| at Mizzou - 10/10 | 0 | 0 | 0.0 | 0 | 0 |
| at LSU - 10/17 | 0 | 0 | 0.0 | 0 | 0 |
| vs. UGA - 10/31 | 0 | 0 | 0.0 | 0 | 0 |
| Vandy - 11/7 | 0 | 0 | 0.0 | 0 | 0 |
| at USC - 11/14 | 0 | 0 | 0.0 | 0 | 0 |
| FAU - 11/21 | 0 | 0 | 0.0 | 0 | 0 |
| FSU - 11/28 | 0 | 0 | 0.0 | 0 | 0 |
| Bama - 12/5 | 2 | 44 | 22.0 | 0 | 24 |
| Mich - 1/1/16 | 2 | 38 | 19.0 | 0 | 25 |
| 2013 | 1 | 17 | 17.0 | 0 | 17 |
| 2014 | 0 | 0 | 0.0 | 0 | 0 |
| 2015 | 4 | 82 | 20.5 | 0 | 25 |
| Career | 5 | 99 | 19.8 | 0 | 25 |

#4 - BRANDON POWELL - WR

| OPPONENT | No | Yds | Avg | TD | Lg |
|-------------------|----|-----|------|----|----|
| NMSU - 9/5 | 2 | 46 | 23.0 | 0 | 23 |
| ECU - 9/12 | 2 | 56 | 28.0 | 0 | 39 |
| at UK - 9/19 | 3 | 51 | 17.0 | 0 | 23 |
| Tenn - 9/26 | 4 | 76 | 19.0 | 0 | 29 |
| OleMiss - 10/3 | 2 | 41 | 20.5 | 0 | 25 |
| at Mizzou - 10/10 | 1 | 18 | 18.0 | 0 | 18 |
| at LSU - 10/17 | 2 | 27 | 13.5 | 0 | 24 |
| vs. UGA - 10/31 | 2 | 25 | 12.5 | 0 | 19 |
| Vandy - 11/7 | 1 | 71 | 71.0 | 0 | 71 |
| at USC - 11/14 | 1 | 19 | 19.0 | 0 | 19 |
| FAU - 11/21 | 1 | 22 | 22.0 | 0 | 22 |
| FSU - 11/28 | 1 | 22 | 22.0 | 0 | 22 |
| FSU - 11/28 | 0 | 0 | 0.0 | 0 | 0 |
| Mich - 1/1/16 | 2 | 36 | 18.0 | 0 | 19 |
| 2014 | 5 | 98 | 19.6 | 0 | 37 |
| 2015 | 24 | 510 | 21.3 | 0 | 71 |
| Career | 29 | 608 | 21.0 | 0 | 71 |

#10 - VALDEZ SHOWERS - RB

| OPPONENT | No | Yds | Avg | TD | Lg |
|-------------------|----|-----|------|----|----|
| NMSU - 9/5 | 0 | 0 | 0.0 | 0 | 0 |
| ECU - 9/12 | 0 | 0 | 0.0 | 0 | 0 |
| at UK - 9/19 | 0 | 0 | 0.0 | 0 | 0 |
| Tenn - 9/26 | 0 | 0 | 0.0 | 0 | 0 |
| OleMiss - 10/3 | 0 | 0 | 0.0 | 0 | 0 |
| at Mizzou - 10/10 | 0 | 0 | 0.0 | 0 | 0 |
| at LSU - 10/17 | 1 | 8 | 8.0 | 0 | 8 |
| vs. UGA - 10/31 | 0 | 0 | 0.0 | 0 | 0 |
| Vandy - 11/7 | 0 | 0 | 0.0 | 0 | 0 |
| at USC - 11/14 | 0 | 0 | 0.0 | 0 | 0 |
| FAU - 11/21 | 0 | 0 | 0.0 | 0 | 0 |
| FSU - 11/28 | 1 | 14 | 14.0 | 0 | 14 |
| FSU - 11/28 | 0 | 0 | 0.0 | 0 | 0 |
| Mich - 1/1/16 | 0 | 0 | 0.0 | 0 | 0 |
| 2014 | 6 | 91 | 15.2 | 0 | 19 |
| 2015 | 2 | 22 | 11.0 | 0 | 14 |
| Career | 8 | 113 | 14.1 | 0 | 19 |

#81 - ANTONIO CALLAWAY - WR

| OPPONENT | No | Yds | Avg | TD | Lg |
|-------------------|----|-----|------|----|----|
| NMSU - 9/5 | 0 | 0 | 0.0 | 0 | 0 |
| ECU - 9/12 | 0 | 0 | 0.0 | 0 | 0 |
| at UK - 9/19 | 0 | 0 | 0.0 | 0 | 0 |
| Tenn - 9/26 | 0 | 0 | 0.0 | 0 | 0 |
| OleMiss - 10/3 | 0 | 0 | 0.0 | 0 | 0 |
| at Mizzou - 10/10 | 0 | 0 | 0.0 | 0 | 0 |
| at LSU - 10/17 | 0 | 0 | 0.0 | 0 | 0 |
| vs. UGA - 10/31 | 0 | 0 | 0.0 | 0 | 0 |
| Vandy - 11/7 | 0 | 0 | 0.0 | 0 | 0 |
| at USC - 11/14 | 0 | 0 | 0.0 | 0 | 0 |
| FAU - 11/21 | 0 | 0 | 0.0 | 0 | 0 |
| FSU - 11/28 | 0 | 0 | 0.0 | 0 | 0 |
| Bama - 12/5 | 0 | 0 | 0.0 | 0 | 0 |
| Mich - 1/1/16 | 3 | 79 | 26.3 | 0 | 37 |
| 2015 | 3 | 79 | 26.3 | 0 | 37 |
| Career | 3 | 79 | 26.3 | 0 | 37 |

GAME-BY-GAME PUNT RETURN STATS

#1 - VERNON HARGREAVES III - CB

| OPPONENT | No | Yds | Avg | TD | Lg |
|-------------------|----|-----|------|----|----|
| NMSU - 9/5 | 1 | 11 | 11.0 | 0 | 11 |
| ECU - 9/12 | 0 | 0 | 0.0 | 0 | 0 |
| at UK - 9/19 | 0 | 0 | 0.0 | 0 | 0 |
| Tenn - 9/26 | 0 | 0 | 0.0 | 0 | 0 |
| OleMiss - 10/3 | 0 | 0 | 0.0 | 0 | 0 |
| at Mizzou - 10/10 | 0 | 0 | 0.0 | 0 | 0 |
| at LSU - 10/17 | 0 | 0 | 0.0 | 0 | 0 |
| vs. UGA - 10/31 | 0 | 0 | 0.0 | 0 | 0 |
| Vandy - 11/7 | 1 | 0 | 0.0 | 0 | 0 |
| at USC - 11/14 | 0 | 0 | 0.0 | 0 | 0 |
| FAU - 11/21 | 0 | 0 | 0.0 | 0 | 0 |
| FSU - 11/28 | 0 | 0 | 0.0 | 0 | 0 |
| Bama - 12/5 | 0 | 0 | 0.0 | 0 | 0 |
| Mich - 1/1/16 | 0 | 0 | 0.0 | 0 | 0 |
| 2013 | 3 | 30 | 10.0 | 0 | 25 |
| 2014 | 0 | 0 | 0.0 | 0 | 0 |
| 2015 | 2 | 11 | 5.5 | 0 | 11 |
| Career | 5 | 41 | 8.2 | 0 | 25 |

#4 - BRANDON POWELL - WR

| OPPONENT | No | Yds | Avg | TD | Lg |
|-------------------|----|-----|-----|----|----|
| NMSU - 9/5 | 0 | 0 | 0.0 | 0 | 0 |
| ECU - 9/12 | 1 | 0 | 0.0 | 0 | 0 |
| at UK - 9/19 | 0 | 0 | 0.0 | 0 | 0 |
| Tenn - 9/26 | 0 | 0 | 0.0 | 0 | 0 |
| OleMiss - 10/3 | 0 | 0 | 0.0 | 0 | 0 |
| at Mizzou - 10/10 | 0 | 0 | 0.0 | 0 | 0 |
| at LSU - 10/17 | 0 | 0 | 0.0 | 0 | 0 |
| vs. UGA - 10/31 | 0 | 0 | 0.0 | 0 | 0 |
| Vandy - 11/7 | 0 | 0 | 0.0 | 0 | 0 |
| at USC - 11/14 | 0 | 0 | 0.0 | 0 | 0 |
| FAU - 11/21 | 0 | 0 | 0.0 | 0 | 0 |
| FSU - 11/28 | 0 | 0 | 0.0 | 0 | 0 |
| Bama - 12/5 | 0 | 0 | 0.0 | 0 | 0 |
| Mich - 1/1/16 | 0 | 0 | 0.0 | 0 | 0 |
| 2015 | 1 | 0 | 0.0 | 0 | 0 |
| Career | 0 | 0 | 0.0 | 0 | 0 |

#11 - DEMARCUS ROBINSON - WR

| OPPONENT | No | Yds | Avg | TD | Lg |
|-------------------|----|-----|-----|----|----|
| NMSU - 9/5 | 0 | 0 | 0.0 | 0 | 0 |
| ECU - 9/12 | 0 | 0 | 0.0 | 0 | 0 |
| at UK - 9/19 | 0 | 0 | 0.0 | 0 | 0 |
| Tenn - 9/26 | 0 | 0 | 0.0 | 0 | 0 |
| OleMiss - 10/3 | 0 | 0 | 0.0 | 0 | 0 |
| at Mizzou - 10/10 | 0 | 0 | 0.0 | 0 | 0 |
| at LSU - 10/17 | 0 | 0 | 0.0 | 0 | 0 |
| vs. UGA - 10/31 | 0 | 0 | 0.0 | 0 | 0 |
| Vandy - 11/7 | 0 | 0 | 0.0 | 0 | 0 |
| at USC - 11/14 | 0 | 0 | 0.0 | 0 | 0 |
| FAU - 11/21 | 0 | 0 | 0.0 | 0 | 0 |
| FSU - 11/28 | 0 | 0 | 0.0 | 0 | 0 |
| Bama - 12/5 | 0 | 0 | 0.0 | 0 | 0 |
| Mich - 1/1/16 | 0 | 0 | 0.0 | 0 | 0 |
| 2014 | 3 | 2 | 0.7 | 0 | 3 |
| 2015 | 0 | 0 | 0.0 | 0 | 0 |
| Career | 3 | 2 | 0.7 | 0 | 3 |

#81 - ANTONIO CALLAWAY - WR

| OPPONENT | No | Yds | Avg | TD | Lg |
|-------------------|----|-----|------|----|----|
| NMSU - 9/5 | 1 | 19 | 19.0 | 0 | 19 |
| ECU - 9/12 | 2 | 6 | 3.0 | 0 | 6 |
| at UK - 9/19 | 1 | 37 | 37.0 | 0 | 37 |
| Tenn - 9/26 | 4 | 30 | 7.5 | 0 | 12 |
| OleMiss - 10/3 | 2 | 7 | 3.5 | 0 | 8 |
| at Mizzou - 10/10 | 1 | 6 | 6.0 | 0 | 6 |
| at LSU - 10/17 | 1 | 72 | 72.0 | 1 | 72 |
| vs. UGA - 10/31 | 1 | 1 | 1.0 | 0 | 1 |
| Vandy - 11/7 | 7 | 110 | 15.7 | 0 | 28 |
| at USC - 11/14 | 0 | 0 | 0.0 | 0 | 0 |
| FAU - 11/21 | 3 | 55 | 18.3 | 0 | 52 |
| FSU - 11/28 | 2 | 8 | 4.0 | 0 | 5 |
| Bama - 12/5 | 3 | 84 | 28.0 | 1 | 85 |
| Mich - 1/1/16 | 0 | 0 | 0.0 | 0 | 0 |
| 2015 | 28 | 435 | 15.5 | 2 | 85 |
| Career | 28 | 435 | 15.5 | 2 | 85 |

#19 - JOHNNY TOWNSEND - P

| OPPONENT | No | Yds | Avg | TB | I20 | LG | BL |
|-------------------|-----|-------|------|----|-----|----|----|
| NMSU - 9/5 | 1 | 40 | 40.0 | 0 | 0 | 40 | 0 |
| ECU - 9/12 | 5 | 216 | 43.2 | 0 | 1 | 58 | 0 |
| at UK - 9/19 | 6 | 241 | 40.2 | 1 | 1 | 50 | 0 |
| Tenn - 9/26 | 7 | 347 | 49.6 | 1 | 3 | 61 | 0 |
| OleMiss - 10/3 | 5 | 235 | 47.0 | 0 | 2 | 57 | 0 |
| at Mizzou - 10/10 | 9 | 395 | 43.9 | 0 | 2 | 53 | 0 |
| at LSU - 10/17 | 6 | 255 | 42.5 | 0 | 4 | 56 | 0 |
| vs. UGA - 10/31 | 5 | 189 | 37.8 | 0 | 2 | 43 | 0 |
| Vandy - 11/7 | 5 | 222 | 44.4 | 1 | 3 | 56 | 0 |
| at USC - 11/14 | 4 | 186 | 46.5 | 0 | 1 | 57 | 0 |
| FAU - 11/21 | 9 | 391 | 43.4 | 0 | 6 | 57 | 0 |
| FSU - 11/28 | 9 | 418 | 46.4 | 1 | 3 | 53 | 0 |
| Bama - 12/5 | 8 | 414 | 51.8 | 0 | 1 | 57 | 0 |
| Mich - 1/1/16 | 4 | 216 | 54.0 | 1 | 1 | 61 | 0 |
| 2013 | 29 | 1,217 | 42.0 | 5 | 6 | 61 | 0 |
| 2014 | 0 | 0 | 0.0 | 0 | 0 | 0 | 0 |
| 2015 | 83 | 3,765 | 45.4 | 5 | 30 | 61 | 0 |
| Career | 112 | 4,982 | 44.5 | 10 | 36 | 61 | 0 |

GAME-BY-GAME PUNTING STATS

#16 - AUSTIN HARDIN - K

| OPPONENT | Extra Points | | | Field Goals | | | | Total Pts | Kickoffs | | | | |
|-------------------|--------------|-----------|------------|-------------|-----------|----------------|-----------|--------------|------------|--------------|-------------|-----------|----------|
| | M | A | Pct | M | A | Pct | Lg | | No | Yds | Avg | TB | OB |
| NMSU - 9/5 | 7 | 8 | 0.875 | 2 | 2 | 1.000 | 36 | 13 | 11 | 713 | 64.8 | 10 | 0 |
| ECU - 9/12 | 4 | 4 | 1.000 | 1 | 3 | 0.333 | 37 | 7 | 6 | 404 | 67.3 | 3 | 0 |
| at UK - 9/19 | 2 | 2 | 1.000 | 0 | 1 | 0.000 | 0 | 2 | 3 | 188 | 62.7 | 2 | 0 |
| Tenn - 9/26 | 0 | 0 | 0.000 | 0 | 0 | 0.000 | 0 | 0 | 0 | 0 | 0.0 | 0 | 0 |
| OleMiss - 10/3 | 0 | 0 | 0.000 | 0 | 0 | 0.000 | 0 | 0 | 0 | 0 | 0.0 | 0 | 0 |
| at Mizzou - 10/10 | 0 | 0 | 0.000 | 0 | 0 | 0.000 | 0 | 0 | 0 | 0 | 0.0 | 0 | 0 |
| at LSU - 10/17 | 3 | 3 | 1.000 | 0 | 0 | 0.000 | 0 | 3 | 4 | 265 | 66.3 | 4 | 0 |
| vs. UGA - 10/31 | 3 | 4 | 0.750 | 0 | 1 | 0.000 | 0 | 3 | 5 | 335 | 67.0 | 2 | 0 |
| Vandy - 11/7 | 0 | 0 | 0.000 | 1 | 1 | 1.000 | 43 | 3 | 3 | 193 | 64.3 | 1 | 0 |
| at USC - 11/14 | 3 | 3 | 1.000 | 1 | 1 | 1.000 | 39 | 6 | 5 | 319 | 63.8 | 3 | 1 |
| FAU - 11/21 | 2 | 3 | 0.667 | 0 | 2 | 0.000 | 0 | 2 | 3 | 195 | 65.0 | 2 | 0 |
| FSU - 11/28 | 0 | 0 | 0.000 | 0 | 2 | 0.000 | 0 | 0 | 1 | 65 | 65.0 | 1 | 0 |
| Bama - 12/5 | 0 | 0 | 0.000 | 0 | 1 | 0.000 | 0 | 0 | 3 | 147 | 49.0 | 1 | 1 |
| Mich - 1/1/16 | 0 | 0 | 0.000 | 0 | 0 | 0.000 | 0 | 0 | 0 | 0 | 0.0 | 0 | 0 |
| 2013 | 15 | 15 | 1.0 | 4 | 12 | 0.333333 | 33 | 27 | 51 | 3100 | 60.8 | 18 | 0 |
| 2014 | 12 | 12 | 1.0 | 7 | 10 | 0.7 | 52 | 33 | 70 | 4432 | 63.3 | 20 | 3 |
| 2015 | 24 | 27 | 0.9 | 5 | 14 | 0.357143 | 43 | 39 | 44 | 2824 | 64.2 | 29 | 2 |
| Career | 51 | 54 | 0.9 | 16 | 36 | 0.44444 | 52 | 99 | 165 | 10356 | 62.8 | 67 | 5 |

#98 - JORGE POWELL - K

| OPPONENT | Extra Points | | | Field Goals | | | | Total Pts | Kickoffs | | | | |
|-------------------|--------------|-----------|------------|-------------|----------|-----------------|-----------|--------------|-----------|-------------|-------------|----------|----------|
| | M | A | Pct | M | A | Pct | Lg | | No | Yds | Avg | TB | OB |
| NMSU - 9/5 | 0 | 0 | 0.000 | 0 | 0 | 0.000 | 0 | 0 | 0 | 0 | 0.0 | 0 | 0 |
| ECU - 9/12 | 0 | 0 | 0.000 | 0 | 0 | 0.000 | 0 | 0 | 0 | 0 | 0.0 | 0 | 0 |
| at UK - 9/19 | 0 | 0 | 0.000 | 0 | 0 | 0.000 | 0 | 0 | 0 | 0 | 0.0 | 0 | 0 |
| Tenn - 9/26 | 4 | 4 | 1.000 | 0 | 0 | 0.000 | 0 | 4 | 5 | 315 | 63.0 | 2 | 0 |
| OleMiss - 10/3 | 2 | 3 | 0.667 | 2 | 2 | 1.000 | 31 | 8 | 8 | 508 | 63.5 | 4 | 0 |
| at Mizzou - 10/10 | 3 | 3 | 1.000 | 0 | 1 | 0.000 | 0 | 3 | 4 | 246 | 61.5 | 0 | 1 |
| at LSU - 10/17 | 1 | 1 | 1.000 | 0 | 0 | 0.000 | 0 | 1 | 1 | 62 | 62.0 | 0 | 0 |
| vs. UGA - 10/31 | 0 | 0 | 0.000 | 0 | 0 | 0.000 | 0 | 0 | 0 | 0 | 0.0 | 0 | 0 |
| Vandy - 11/7 | 0 | 0 | 0.000 | 0 | 0 | 0.000 | 0 | 0 | 0 | 0 | 0.0 | 0 | 0 |
| at USC - 11/14 | 0 | 0 | 0.000 | 0 | 0 | 0.000 | 0 | 0 | 0 | 0 | 0.0 | 0 | 0 |
| FAU - 11/21 | 0 | 0 | 0.000 | 0 | 0 | 0.000 | 0 | 0 | 0 | 0 | 0.0 | 0 | 0 |
| FSU - 11/28 | 0 | 0 | 0.000 | 0 | 0 | 0.000 | 0 | 0 | 0 | 0 | 0.0 | 0 | 0 |
| Bama - 12/5 | 0 | 0 | 0.000 | 0 | 0 | 0.000 | 0 | 0 | 0 | 0 | 0.0 | 0 | 0 |
| Mich - 1/1/16 | 0 | 0 | 0.000 | 0 | 0 | 0.000 | 0 | 0 | 0 | 0 | 0.0 | 0 | 0 |
| 2015 | 10 | 11 | 0.9 | 2 | 3 | 0.666667 | 31 | 16 | 18 | 1131 | 62.8 | 6 | 1 |
| Career | 10 | 11 | 0.9 | 2 | 3 | 0.666667 | 31 | 16 | 18 | 1131 | 62.8 | 6 | 1 |

#34 - NEIL MACINNES - K

| OPPONENT | Extra Points | | | Field Goals | | | | Total Pts | Kickoffs | | | | |
|-------------------|--------------|----------|------------|-------------|----------|----------|----------|--------------|----------|----------|------------|----------|----------|
| | M | A | Pct | M | A | Pct | Lg | | No | Yds | Avg | TB | OB |
| NMSU - 9/5 | 0 | 0 | 0.000 | 0 | 0 | 0.000 | 0 | 0 | 0 | 0 | 0.0 | 0 | 0 |
| ECU - 9/12 | 0 | 0 | 0.000 | 0 | 0 | 0.000 | 0 | 0 | 0 | 0 | 0.0 | 0 | 0 |
| at UK - 9/19 | 0 | 0 | 0.000 | 0 | 0 | 0.000 | 0 | 0 | 0 | 0 | 0.0 | 0 | 0 |
| Tenn - 9/26 | 0 | 0 | 0.000 | 0 | 0 | 0.000 | 0 | 0 | 0 | 0 | 0.0 | 0 | 0 |
| OleMiss - 10/3 | 0 | 0 | 0.000 | 0 | 0 | 0.000 | 0 | 0 | 0 | 0 | 0.0 | 0 | 0 |
| at Mizzou - 10/10 | 0 | 0 | 0.000 | 0 | 0 | 0.000 | 0 | 0 | 0 | 0 | 0.0 | 0 | 0 |
| at LSU - 10/17 | 0 | 0 | 0.000 | 0 | 0 | 0.000 | 0 | 0 | 0 | 0 | 0.0 | 0 | 0 |
| vs. UGA - 10/31 | 0 | 0 | 0.000 | 0 | 0 | 0.000 | 0 | 0 | 0 | 0 | 0.0 | 0 | 0 |
| Vandy - 11/7 | 0 | 1 | 0.000 | 0 | 0 | 0.000 | 0 | 0 | 0 | 0 | 0.0 | 0 | 0 |
| at USC - 11/14 | 0 | 0 | 0.000 | 0 | 0 | 0.000 | 0 | 0 | 0 | 0 | 0.0 | 0 | 0 |
| FAU - 11/21 | 0 | 0 | 0.000 | 0 | 0 | 0.000 | 0 | 0 | 0 | 0 | 0.0 | 0 | 0 |
| FSU - 11/28 | 0 | 0 | 0.000 | 0 | 0 | 0.000 | 0 | 0 | 0 | 0 | 0.0 | 0 | 0 |
| Bama - 12/5 | 1 | 1 | 1.000 | 0 | 0 | 0.000 | 0 | 1 | 0 | 0 | 0.0 | 0 | 0 |
| Mich - 1/1/16 | 1 | 1 | 1.000 | 0 | 0 | 0.000 | 0 | 1 | 0 | 0 | 0.0 | 0 | 0 |
| 2015 | 2 | 3 | 0.7 | 0 | 0 | 0 | 0 | 2 | 0 | 0 | 0.0 | 0 | 0 |
| Career | 2 | 3 | 0.7 | 0 | 0 | 0 | 0 | 2 | 0 | 0 | 0.0 | 0 | 0 |

GAME-BY-GAME DEFENSIVE STATS

#1 - VERNON HARGREAVES III - CB

| OPP. | U | A | T | TFL | SK | INT | PB | FR | FF |
|-------------------|----|----|-----|-----|-----|-----|----|----|----|
| NMSU - 9/5 | 2 | 2 | 4 | 0.0 | 0.0 | 1 | 0 | 0 | 0 |
| ECU - 9/12 | 0 | 0 | 0 | 0.0 | 0.0 | 0 | 0 | 0 | 0 |
| at UK - 9/19 | 2 | 2 | 4 | 0.0 | 0.0 | 1 | 1 | 0 | 0 |
| Tenn - 9/26 | 2 | 0 | 2 | 0.0 | 0.0 | 0 | 0 | 0 | 0 |
| OleMiss - 10/3 | 5 | 2 | 7 | 0.0 | 0.0 | 1 | 0 | 0 | 0 |
| at Mizzou - 10/10 | 2 | 0 | 2 | 0.0 | 0.0 | 0 | 0 | 0 | 0 |
| at LSU - 10/17 | 2 | 1 | 3 | 0.0 | 0.0 | 0 | 0 | 0 | 1 |
| vs. UGA - 10/31 | 0 | 1 | 1 | 0.0 | 0.0 | 1 | 0 | 0 | 0 |
| Vandy - 11/7 | 0 | 0 | 0 | 0.0 | 0.0 | 0 | 1 | 0 | 0 |
| at USC - 11/14 | 1 | 0 | 1 | 0.0 | 0.0 | 0 | 0 | 0 | 0 |
| FAU - 11/21 | 0 | 0 | 0 | 0.0 | 0.0 | 0 | 0 | 0 | 0 |
| FSU - 11/28 | 2 | 0 | 2 | 0.0 | 0.0 | 0 | 0 | 0 | 0 |
| Bama - 12/5 | 4 | 1 | 5 | 1.0 | 0.0 | 0 | 2 | 0 | 0 |
| Mich - 1/1/16 | 1 | 1 | 2 | 0.0 | 0.0 | 0 | 0 | 0 | 0 |
| 2013 | 26 | 12 | 35 | 0.0 | 0.0 | 0 | 0 | 0 | 0 |
| 2014 | 31 | 19 | 50 | 0.0 | 0.0 | 0 | 0 | 0 | 0 |
| 2015 | 23 | 10 | 33 | 1 | 0.0 | 4.0 | 4 | 0 | 1 |
| Career | 80 | 41 | 118 | 1 | 0.0 | 4.0 | 4 | 0 | 1 |

#3 ANTONIO MORRISON - LB

| OPP. | U | A | T | TFL | SK | INT | PB | FR | FF |
|-------------------|-----|-----|-----|-----|-----|-----|----|----|----|
| NMSU - 9/5 | 0 | 1 | 1 | 0.0 | 0.0 | 0 | 0 | 0 | 0 |
| ECU - 9/12 | 2 | 10 | 12 | 1.0 | 0.0 | 0 | 1 | 0 | 0 |
| at UK - 9/19 | 1 | 4 | 5 | 0.0 | 0.0 | 0 | 0 | 0 | 0 |
| Tenn - 9/26 | 5 | 1 | 6 | 2.0 | 1.0 | 0 | 0 | 0 | 0 |
| OleMiss - 10/3 | 5 | 11 | 16 | 3.5 | 0.5 | 0 | 0 | 0 | 0 |
| at Mizzou - 10/10 | 5 | 1 | 6 | 0.0 | 0.0 | 0 | 0 | 0 | 0 |
| at LSU - 10/17 | 1 | 7 | 8 | 0.5 | 0.0 | 0 | 0 | 0 | 0 |
| vs. UGA - 10/31 | 4 | 2 | 6 | 0.0 | 0.0 | 0 | 0 | 0 | 0 |
| Vandy - 11/7 | 4 | 7 | 11 | 2.0 | 0.0 | 0 | 0 | 0 | 0 |
| at USC - 11/14 | 2 | 1 | 3 | 1.0 | 0.0 | 0 | 0 | 0 | 0 |
| FAU - 11/21 | 3 | 7 | 10 | 1.0 | 1.0 | 0 | 0 | 0 | 1 |
| FSU - 11/28 | 1 | 1 | 2 | 0.0 | 0.0 | 0 | 0 | 0 | 0 |
| Bama - 12/5 | 8 | 3 | 11 | 1.0 | 0.0 | 0 | 0 | 0 | 0 |
| Mich - 1/1/16 | 1 | 5 | 6 | 0.0 | 0.0 | 0 | 0 | 0 | 0 |
| 2012 | 27 | 7 | 34 | 1.5 | 1.5 | 1 | 1 | 1 | 1 |
| 2013 | 27 | 29 | 56 | 0.0 | 0.0 | 0 | 0 | 0 | 0 |
| 2014 | 30 | 71 | 101 | 1.5 | 1.5 | 1.0 | 1 | 1 | 1 |
| 2015 | 42 | 61 | 103 | 12 | 2.5 | 0.0 | 1 | 0 | 1 |
| Career | 126 | 168 | 294 | 15 | 5.5 | 2.0 | 3 | 2 | 3 |

#6 - QUINCY WILSON - DB

| OPP. | U | A | T | TFL | SK | INT | PB | FR | FF |
|-------------------|----|----|----|-----|-----|-----|----|----|----|
| NMSU - 9/5 | 0 | 4 | 4 | 0.0 | 0.0 | 0 | 0 | 0 | 0 |
| ECU - 9/12 | 1 | 2 | 3 | 0.0 | 0.0 | 0 | 0 | 0 | 0 |
| at UK - 9/19 | 0 | 1 | 1 | 0.0 | 0.0 | 1 | 1 | 0 | 0 |
| Tenn - 9/26 | 2 | 2 | 4 | 0.0 | 0.0 | 0 | 0 | 0 | 0 |
| OleMiss - 10/3 | 2 | 0 | 2 | 0.0 | 0.0 | 0 | 1 | 0 | 0 |
| at Mizzou - 10/10 | 1 | 0 | 1 | 0.0 | 0.0 | 0 | 1 | 0 | 0 |
| at LSU - 10/17 | 0 | 1 | 1 | 0.0 | 0.0 | 0 | 0 | 0 | 0 |
| vs. UGA - 10/31 | 2 | 0 | 2 | 0.0 | 0.0 | 0 | 0 | 0 | 0 |
| Vandy - 11/7 | 0 | 0 | 0 | 0.0 | 0.0 | 0 | 1 | 0 | 0 |
| at USC - 11/14 | 0 | 0 | 0 | 0.0 | 0.0 | 1 | 0 | 0 | 0 |
| FAU - 11/21 | 2 | 1 | 3 | 0.0 | 0.0 | 0 | 0 | 0 | 0 |
| FSU - 11/28 | 1 | 0 | 1 | 0.0 | 0.0 | 0 | 1 | 0 | 0 |
| Bama - 12/5 | 2 | 2 | 4 | 0.0 | 0.0 | 0 | 0 | 0 | 0 |
| Mich - 1/1/16 | 0 | 3 | 3 | 0.0 | 0.0 | 0 | 0 | 0 | 0 |
| 2014 | 16 | 6 | 22 | 0.0 | 0.0 | 0 | 0 | 0 | 0 |
| 2015 | 13 | 16 | 29 | 0.0 | 0.0 | 2 | 5 | 0 | 0 |
| Career | 29 | 22 | 51 | 0 | 0.0 | 2.0 | 5 | 0 | 0 |

#7 - DUKE DAWSON - DB

| OPP. | U | A | T | TFL | SK | INT | PB | FR | FF |
|-------------------|----|---|----|-----|-----|-----|----|----|----|
| NMSU - 9/5 | 0 | 0 | 0 | 0.0 | 0.0 | 0 | 0 | 0 | 0 |
| ECU - 9/12 | 2 | 0 | 2 | 0.0 | 0.0 | 0 | 0 | 0 | 1 |
| at UK - 9/19 | 0 | 0 | 0 | 0.0 | 0.0 | 0 | 0 | 0 | 0 |
| Tenn - 9/26 | 0 | 0 | 0 | 0.0 | 0.0 | 0 | 0 | 0 | 0 |
| OleMiss - 10/3 | 1 | 1 | 2 | 0.0 | 0.0 | 0 | 0 | 0 | 0 |
| at Mizzou - 10/10 | 0 | 0 | 0 | 0.0 | 0.0 | 0 | 0 | 0 | 0 |
| at LSU - 10/17 | 0 | 0 | 0 | 0.0 | 0.0 | 0 | 0 | 0 | 0 |
| vs. UGA - 10/31 | 1 | 1 | 2 | 0.0 | 0.0 | 0 | 0 | 0 | 0 |
| Vandy - 11/7 | 0 | 1 | 1 | 0.0 | 0.0 | 0 | 0 | 0 | 0 |
| at USC - 11/14 | 0 | 0 | 0 | 0.0 | 0.0 | 0 | 0 | 0 | 0 |
| FAU - 11/21 | 0 | 0 | 0 | 0.0 | 0.0 | 0 | 0 | 0 | 0 |
| FSU - 11/28 | 0 | 1 | 1 | 0.0 | 0.0 | 0 | 0 | 0 | 0 |
| Bama - 12/5 | 1 | 1 | 2 | 0.0 | 0.0 | 0 | 0 | 0 | 0 |
| Mich - 1/1/16 | 0 | 0 | 0 | 0.0 | 0.0 | 0 | 0 | 0 | 0 |
| 2014 | 10 | 4 | 14 | 0.0 | 0.0 | 0 | 0 | 0 | 0 |
| 2015 | 5 | 5 | 10 | 0.0 | 0.0 | 0 | 0 | 0 | 1 |
| Career | 15 | 9 | 24 | 0 | 0.0 | 0.0 | 0 | 0 | 1 |

#8 - NICK WASHINGTON - DB

| OPP. | U | A | T | TFL | SK | INT | PB | FR | FF |
|-------------------|----|----|----|-----|-----|-----|----|----|----|
| NMSU - 9/5 | 1 | 0 | 1 | 0.0 | 0.0 | 0 | 0 | 0 | 0 |
| ECU - 9/12 | 3 | 6 | 9 | 0.0 | 0.0 | 0 | 0 | 0 | 0 |
| at UK - 9/19 | 0 | 2 | 2 | 0.5 | 0.0 | 0 | 0 | 0 | 0 |
| Tenn - 9/26 | 1 | 0 | 1 | 0.0 | 0.0 | 0 | 0 | 0 | 0 |
| OleMiss - 10/3 | 0 | 0 | 0 | 0.0 | 0.0 | 0 | 0 | 0 | 0 |
| at Mizzou - 10/10 | 2 | 1 | 3 | 0.0 | 0.0 | 0 | 0 | 0 | 0 |
| at LSU - 10/17 | 0 | 2 | 2 | 0.0 | 0.0 | 0 | 0 | 1 | 0 |
| vs. UGA - 10/31 | 1 | 1 | 2 | 0.0 | 0.0 | 0 | 0 | 1 | 0 |
| Vandy - 11/7 | 0 | 1 | 1 | 0.0 | 0.0 | 0 | 0 | 0 | 0 |
| at USC - 11/14 | 1 | 0 | 1 | 0.0 | 0.0 | 0 | 0 | 0 | 0 |
| FAU - 11/21 | 1 | 1 | 2 | 0.0 | 0.0 | 0 | 0 | 0 | 1 |
| FSU - 11/28 | 0 | 2 | 2 | 0.0 | 0.0 | 0 | 0 | 0 | 0 |
| Bama - 12/5 | 1 | 0 | 1 | 0.0 | 0.0 | 0 | 0 | 0 | 0 |
| Mich - 1/1/16 | 0 | 1 | 1 | 0.0 | 0.0 | 0 | 0 | 0 | 0 |
| 2014 | 2 | 3 | 5 | 0.0 | 0.0 | 0 | 0 | 0 | 0 |
| 2015 | 11 | 17 | 28 | 0.5 | 0.0 | 0 | 0 | 2 | 1 |
| Career | 13 | 20 | 33 | 0.5 | 0.0 | 0.0 | 0 | 2 | 1 |

#13 - DANIEL McMILLIAN - LB

| OPP. | U | A | T | TFL | SK | INT | PB | FR | FF |
|-------------------|----|----|----|-----|-----|-----|----|----|----|
| NMSU - 9/5 | 0 | 0 | 0 | 0.0 | 0.0 | 0 | 0 | 0 | 0 |
| ECU - 9/12 | 0 | 0 | 0 | 0.0 | 0.0 | 0 | 0 | 0 | 0 |
| at UK - 9/19 | 1 | 0 | 1 | 0.0 | 0.0 | 0 | 0 | 0 | 0 |
| Tenn - 9/26 | 0 | 0 | 0 | 0.0 | 0.0 | 0 | 0 | 0 | 0 |
| OleMiss - 10/3 | 0 | 0 | 0 | 0.0 | 0.0 | 0 | 1 | 0 | 0 |
| at Mizzou - 10/10 | 2 | 0 | 2 | 0.0 | 0.0 | 0 | 0 | 0 | 0 |
| at LSU - 10/17 | 0 | 1 | 1 | 0.0 | 0.0 | 0 | 0 | 0 | 0 |
| vs. UGA - 10/31 | 2 | 0 | 2 | 0.0 | 0.0 | 0 | 1 | 0 | 0 |
| Vandy - 11/7 | 0 | 1 | 1 | 0.0 | 0.0 | 0 | 0 | 0 | 0 |
| at USC - 11/14 | 2 | 1 | 3 | 0.0 | 0.0 | 0 | 0 | 0 | 1 |
| FAU - 11/21 | 3 | 1 | 4 | 0.0 | 0.0 | 0 | 0 | 0 | 0 |
| FSU - 11/28 | 1 | 1 | 2 | 0.0 | 0.0 | 0 | 0 | 0 | 0 |
| Bama - 12/5 | 1 | 0 | 1 | 0.0 | 0.0 | 0 | 0 | 0 | 0 |
| Mich - 1/1/16 | 3 | 3 | 6 | 0.0 | 0.0 | 0 | 0 | 0 | 0 |
| 2013 | 2 | 0 | 2 | 0.0 | 0.0 | 0 | 0 | 0 | 0 |
| 2014 | 5 | 6 | 11 | 0.0 | 0.0 | 0 | 0 | 0 | 0 |
| 2015 | 15 | 8 | 23 | 0 | 0.0 | 0.0 | 2 | 0 | 1 |
| Career | 22 | 14 | 36 | 0 | 0.0 | 0.0 | 2 | 0 | 1 |

#14 - ALEX McALISTER - DL

| OPP. | U | A | T | TFL | SK | INT | PB | FR | FF |
|-------------------|----|----|----|------|------|-----|----|----|----|
| NMSU - 9/5 | 0 | 0 | 0 | 0.0 | 0.0 | 0 | 0 | 0 | 0 |
| ECU - 9/12 | 1 | 2 | 3 | 2.0 | 0.0 | 0 | 0 | 1 | 0 |
| at UK - 9/19 | 3 | 1 | 4 | 2.0 | 2.0 | 0 | 0 | 0 | 0 |
| Tenn - 9/26 | 2 | 1 | 3 | 1.5 | 1.0 | 0 | 0 | 0 | 0 |
| OleMiss - 10/3 | 2 | 2 | 4 | 1.0 | 1.0 | 0 | 0 | 1 | 1 |
| at Mizzou - 10/10 | 1 | 1 | 2 | 0.0 | 0.0 | 0 | 0 | 0 | 0 |
| at LSU - 10/17 | 1 | 1 | 2 | 0.0 | 0.0 | 0 | 0 | 0 | 0 |
| vs. UGA - 10/31 | 0 | 3 | 3 | 0.0 | 0.0 | 0 | 1 | 0 | 0 |
| Vandy - 11/7 | 2 | 2 | 4 | 3.0 | 2.5 | 0 | 0 | 0 | 0 |
| at USC - 11/14 | 1 | 0 | 1 | 0.0 | 0.0 | 0 | 0 | 0 | 0 |
| FAU - 11/21 | 0 | 0 | 0 | 0.0 | 0.0 | 0 | 0 | 0 | 0 |
| FSU - 11/28 | 0 | 0 | 0 | 0.0 | 0.0 | 0 | 0 | 0 | 0 |
| Bama - 12/5 | 0 | 0 | 0 | 0.0 | 0.0 | 0 | 0 | 0 | 0 |
| Mich - 1/1/16 | 0 | 0 | 0 | 0.0 | 0.0 | 0 | 0 | 0 | 0 |
| 2013 | 2 | 1 | 3 | 0.0 | 0.0 | 0 | 0 | 0 | 0 |
| 2014 | 13 | 9 | 22 | 9.0 | 9.0 | 6 | 6 | 6 | 6 |
| 2015 | 13 | 13 | 26 | 9.5 | 6.5 | 0.0 | 1 | 2 | 1 |
| Career | 28 | 23 | 51 | 18.5 | 15.5 | 6.0 | 7 | 8 | 7 |

#15 - DEIONDRE PORTER - DB

| OPP. | U | A | T | TFL | SK | INT | PB | FR | FF |
|-------------------|---|---|---|-----|-----|-----|----|----|----|
| NMSU - 9/5 | 0 | 1 | 1 | 0.0 | 0.0 | 0 | 0 | 0 | 0 |
| ECU - 9/12 | 0 | 0 | 0 | 0.0 | 0.0 | 0 | 0 | 0 | 0 |
| at UK - 9/19 | 0 | 0 | 0 | 0.0 | 0.0 | 0 | 0 | 0 | 0 |
| Tenn - 9/26 | 1 | 0 | 1 | 0.0 | 0.0 | 0 | 0 | 0 | 0 |
| OleMiss - 10/3 | 0 | 0 | 0 | 0.0 | 0.0 | 0 | 0 | 0 | 0 |
| at Mizzou - 10/10 | 0 | 0 | 0 | 0.0 | 0.0 | 0 | 0 | 0 | 0 |
| at LSU - 10/17 | 0 | 0 | 0 | 0.0 | 0.0 | 0 | 0 | 0 | 0 |
| vs. UGA - 10/31 | 0 | 0 | 0 | 0.0 | 0.0 | 0 | 0 | 0 | 0 |
| Vandy - 11/7 | 0 | 0 | 0 | 0.0 | 0.0 | 0 | 0 | 0 | 0 |
| at USC - 11/14 | 0 | 0 | 0 | 0.0 | 0.0 | 0 | 0 | 0 | 0 |
| FAU - 11/21 | 0 | 0 | 0 | 0.0 | 0.0 | 0 | 0 | 0 | 0 |
| FSU - 11/28 | 0 | 0 | 0 | 0.0 | 0.0 | 0 | 0 | 0 | 0 |
| Bama - 12/5 | 0 | 0 | 0 | 0.0 | 0.0 | 0 | 0 | 0 | 0 |
| Mich - 1/1/16 | 0 | 0 | 0 | 0.0 | 0.0 | 0 | 0 | 0 | 0 |
| 2015 | 1 | 1 | 2 | 0.0 | 0.0 | 0 | 0 | 0 | 0 |
| Career | 1 | 1 | 2 | 0.0 | 0.0 | 0 | 0 | 0 | 0 |

#17 - JORDAN SHERIT - RUSH

| OPP. | U | A | T | TFL | SK | INT | PB | FR | FF |
|-------------------|----|----|----|-----|-----|-----|----|----|----|
| NMSU - 9/5 | 2 | 1 | 3 | 0.0 | 0.0 | 0 | 0 | 0 | 0 |
| ECU - 9/12 | 1 | 1 | 2 | 0.0 | 0.0 | 0 | 0 | 0 | 0 |
| at UK - 9/19 | 0 | 0 | 0 | 0.0 | 0.0 | 0 | 0 | 0 | 0 |
| Tenn - 9/26 | 1 | 2 | 3 | 0.0 | 0.0 | 0 | 0 | 0 | 0 |
| OleMiss - 10/3 | 0 | 1 | 1 | 0.0 | 0.0 | 0 | 0 | 0 | 0 |
| at Mizzou - 10/10 | 1 | 0 | 1 | 0.0 | 0.0 | 0 | 0 | 0 | 0 |
| at LSU - 10/17 | 1 | 1 | 2 | 0.0 | 0.0 | 0 | 0 | 0 | 0 |
| vs. UGA - 10/31 | 0 | 1 | 1 | 0.0 | 0.0 | 0 | 0 | 0 | 0 |
| Vandy - 11/7 | 2 | 1 | 3 | 0.0 | 0.0 | 0 | 0 | 0 | 0 |
| at USC - 11/14 | 2 | 1 | 3 | 1.5 | 1.5 | 0 | 0 | 0 | 0 |
| FAU - 11/21 | 0 | 0 | 0 | 0.0 | 0.0 | 0 | 0 | 0 | 0 |
| FSU - 11/28 | 1 | 1 | 2 | 0.0 | 0.0 | 0 | 1 | 0 | 0 |
| Bama - 12/5 | 1 | 1 | 2 | 0.0 | 0.0 | 0 | 0 | 0 | 0 |
| Mich - 1/1/16 | 2 | 0 | 2 | 0.0 | 0.0 | 0 | 0 | 0 | 0 |
| 2014 | 0 | 3 | 3 | 0.0 | 0.0 | 0 | 0 | 0 | 0 |
| 2015 | 14 | 11 | 25 | 1.5 | 1.5 | 0 | 1 | 0 | 0 |
| Career | 14 | 14 | 28 | 1.5 | 1.5 | 0.0 | 1 | 0 | 0 |

#25 - MATT ROLIN - LB

| OPP. | U | A | T | TFL | SK | INT | PB | FR | FF |
|-------------------|----------|----------|-----------|------------|------------|----------|----------|----------|----------|
| NMSU - 9/5 | 0 | 0 | 0 | 0.0 | 0.0 | 0 | 0 | 0 | 0 |
| ECU - 9/12 | 0 | 0 | 0 | 0.0 | 0.0 | 0 | 0 | 0 | 0 |
| at UK - 9/19 | 0 | 0 | 0 | 0.0 | 0.0 | 0 | 0 | 0 | 0 |
| Tenn - 9/26 | 0 | 0 | 0 | 0.0 | 0.0 | 0 | 0 | 0 | 0 |
| OleMiss - 10/3 | 0 | 0 | 0 | 0.0 | 0.0 | 0 | 0 | 0 | 0 |
| at Mizzou - 10/10 | 0 | 0 | 0 | 0.0 | 0.0 | 0 | 0 | 0 | 0 |
| at LSU - 10/17 | 0 | 0 | 0 | 0.0 | 0.0 | 0 | 0 | 0 | 0 |
| vs. UGA - 10/31 | 0 | 0 | 0 | 0.0 | 0.0 | 0 | 0 | 0 | 0 |
| Vandy - 11/7 | 0 | 0 | 0 | 0.0 | 0.0 | 0 | 0 | 0 | 0 |
| at USC - 11/14 | 0 | 0 | 0 | 0.0 | 0.0 | 0 | 0 | 0 | 0 |
| FAU - 11/21 | 0 | 1 | 1 | 0.5 | 0.0 | 0 | 0 | 0 | 0 |
| FSU - 11/28 | 0 | 0 | 0 | 0.0 | 0.0 | 0 | 0 | 0 | 0 |
| Bama - 12/5 | 7 | 1 | 8 | 0.0 | 0.0 | 0 | 0 | 0 | 0 |
| Mich - 1/1/16 | 1 | 1 | 2 | 0.0 | 0.0 | 0 | 0 | 0 | 0 |
| 2015 | 8 | 3 | 11 | 0.5 | 0.0 | 0 | 0 | 0 | 0 |
| Career | 8 | 3 | 11 | 0.5 | 0.0 | 0 | 0 | 0 | 0 |

#26 - MARCELL HARRIS - DB

| OPP. | U | A | T | TFL | SK | INT | PB | FR | FF |
|-------------------|-----------|-----------|-----------|------------|------------|----------|----------|----------|----------|
| NMSU - 9/5 | 0 | 0 | 0 | 0.0 | 0.0 | 0 | 0 | 0 | 0 |
| ECU - 9/12 | 2 | 3 | 5 | 0.0 | 0.0 | 0 | 0 | 0 | 0 |
| at UK - 9/19 | 2 | 1 | 3 | 0.0 | 0.0 | 0 | 0 | 0 | 0 |
| Tenn - 9/26 | 2 | 2 | 4 | 0.0 | 0.0 | 0 | 0 | 0 | 0 |
| OleMiss - 10/3 | 0 | 0 | 0 | 0.0 | 0.0 | 0 | 0 | 0 | 0 |
| at Mizzou - 10/10 | 0 | 0 | 0 | 0.0 | 0.0 | 0 | 0 | 0 | 0 |
| at LSU - 10/17 | 0 | 0 | 0 | 0.0 | 0.0 | 0 | 0 | 0 | 0 |
| vs. UGA - 10/31 | 0 | 1 | 1 | 0.0 | 0.0 | 0 | 0 | 0 | 0 |
| Vandy - 11/7 | 1 | 0 | 1 | 0.0 | 0.0 | 0 | 0 | 0 | 0 |
| at USC - 11/14 | 1 | 0 | 1 | 0.0 | 0.0 | 0 | 0 | 0 | 0 |
| FAU - 11/21 | 1 | 2 | 3 | 0.0 | 0.0 | 0 | 0 | 0 | 0 |
| FSU - 11/28 | 0 | 0 | 0 | 0.0 | 0.0 | 0 | 0 | 0 | 0 |
| Bama - 12/5 | 2 | 0 | 2 | 0.0 | 0.0 | 0 | 0 | 0 | 0 |
| Mich - 1/1/16 | 0 | 2 | 2 | 0.0 | 0.0 | 0 | 0 | 0 | 0 |
| 2014 | 4 | 3 | 7 | 0.0 | 0.0 | 0 | 0 | 0 | 0 |
| 2015 | 11 | 11 | 22 | 0.0 | 0.0 | 0 | 0 | 0 | 0 |
| Career | 15 | 14 | 29 | 0.0 | 0.0 | 0 | 0 | 0 | 0 |

#31 - TEEZ TABOR - DB

| OPP. | U | A | T | TFL | SK | INT | PB | FR | FF |
|-------------------|-----------|-----------|-----------|------------|------------|------------|-----------|----------|----------|
| NMSU - 9/5 | 1 | 4 | 5 | 1.0 | 0.0 | 0 | 2 | 0 | 0 |
| ECU - 9/12 | 1 | 3 | 4 | 0.0 | 0.0 | 1 | 2 | 0 | 0 |
| at UK - 9/19 | 1 | 0 | 1 | 0.0 | 0.0 | 0 | 0 | 0 | 0 |
| Tenn - 9/26 | 0 | 0 | 0 | 0.0 | 0.0 | 0 | 0 | 0 | 0 |
| OleMiss - 10/3 | 3 | 1 | 4 | 1.0 | 0.0 | 0 | 0 | 0 | 0 |
| at Mizzou - 10/10 | 1 | 0 | 1 | 0.0 | 0.0 | 1 | 2 | 0 | 0 |
| at LSU - 10/17 | 2 | 1 | 3 | 0.0 | 0.0 | 0 | 0 | 0 | 0 |
| vs. UGA - 10/31 | 0 | 0 | 0 | 0.0 | 0.0 | 0 | 1 | 0 | 0 |
| Vandy - 11/7 | 1 | 1 | 2 | 1.0 | 1.0 | 0 | 1 | 0 | 0 |
| at USC - 11/14 | 0 | 0 | 0 | 0.0 | 0.0 | 1 | 1 | 0 | 0 |
| FAU - 11/21 | 2 | 3 | 5 | 0.0 | 0.0 | 1 | 5 | 0 | 0 |
| FSU - 11/28 | 1 | 3 | 4 | 0.0 | 0.0 | 0 | 0 | 0 | 0 |
| Bama - 12/5 | 3 | 1 | 4 | 0.0 | 0.0 | 0 | 0 | 0 | 0 |
| Mich - 1/1/16 | 5 | 2 | 7 | 1.0 | 0.0 | 0 | 0 | 0 | 0 |
| 2014 | 22 | 9 | 31 | 3.0 | 3.0 | 2 | 2 | 2 | 2 |
| 2015 | 21 | 19 | 40 | 4.0 | 1.0 | 4 | 14 | 0 | 0 |
| Career | 43 | 28 | 71 | 7 | 4.0 | 6.0 | 16 | 2 | 2 |

#34 - ALEX ANZALONE - LB

| OPP. | U | A | T | TFL | SK | INT | PB | FR | FF |
|-------------------|-----------|-----------|-----------|------------|------------|------------|----------|----------|----------|
| NMSU - 9/5 | 1 | 4 | 5 | 0.0 | 0.0 | 0 | 0 | 0 | 0 |
| ECU - 9/12 | 1 | 0 | 1 | 0.0 | 0.0 | 0 | 0 | 0 | 0 |
| at UK - 9/19 | 0 | 0 | 0 | 0.0 | 0.0 | 0 | 0 | 0 | 0 |
| Tenn - 9/26 | 0 | 0 | 0 | 0.0 | 0.0 | 0 | 0 | 0 | 0 |
| OleMiss - 10/3 | 0 | 0 | 0 | 0.0 | 0.0 | 0 | 0 | 0 | 0 |
| at Mizzou - 10/10 | 0 | 0 | 0 | 0.0 | 0.0 | 0 | 0 | 0 | 0 |
| at LSU - 10/17 | 0 | 0 | 0 | 0.0 | 0.0 | 0 | 0 | 0 | 0 |
| vs. UGA - 10/31 | 0 | 0 | 0 | 0.0 | 0.0 | 0 | 0 | 0 | 0 |
| Vandy - 11/7 | 0 | 0 | 0 | 0.0 | 0.0 | 0 | 0 | 0 | 0 |
| at USC - 11/14 | 0 | 0 | 0 | 0.0 | 0.0 | 0 | 0 | 0 | 0 |
| FAU - 11/21 | 0 | 0 | 0 | 0.0 | 0.0 | 0 | 0 | 0 | 0 |
| FSU - 11/28 | 0 | 0 | 0 | 0.0 | 0.0 | 0 | 0 | 0 | 0 |
| Bama - 12/5 | 0 | 0 | 0 | 0.0 | 0.0 | 0 | 0 | 0 | 0 |
| Mich - 1/1/16 | 0 | 0 | 0 | 0.0 | 0.0 | 0 | 0 | 0 | 0 |
| 2013 | 2 | 0 | 2 | 0.0 | 0.0 | 0 | 0 | 0 | 0 |
| 2014 | 6 | 8 | 14 | 0.0 | 0.0 | 0 | 0 | 0 | 0 |
| 2015 | 2 | 4 | 6 | 0 | 0.0 | 0.0 | 0 | 0 | 0 |
| Career | 10 | 12 | 22 | 0 | 0.0 | 0.0 | 0 | 0 | 0 |

#40 - JARRAD DAVIS - LB

| OPP. | U | A | T | TFL | SK | INT | PB | FR | FF |
|-------------------|-----------|-----------|------------|------------|------------|------------|----------|----------|----------|
| NMSU - 9/5 | 2 | 0 | 2 | 0.0 | 0.0 | 0 | 0 | 0 | 0 |
| ECU - 9/12 | 5 | 7 | 12 | 2.5 | 0.0 | 0 | 1 | 0 | 0 |
| at UK - 9/19 | 2 | 8 | 10 | 1.5 | 0.0 | 0 | 0 | 0 | 0 |
| Tenn - 9/26 | 5 | 3 | 8 | 1.0 | 0.0 | 0 | 0 | 0 | 0 |
| OleMiss - 10/3 | 4 | 2 | 6 | 1.5 | 1.0 | 0 | 1 | 0 | 0 |
| at Mizzou - 10/10 | 2 | 1 | 3 | 0.0 | 0.0 | 0 | 0 | 0 | 0 |
| at LSU - 10/17 | 1 | 7 | 8 | 0.5 | 0.0 | 0 | 0 | 0 | 0 |
| vs. UGA - 10/31 | 3 | 3 | 6 | 0.5 | 0.5 | 1 | 1 | 0 | 0 |
| Vandy - 11/7 | 4 | 5 | 9 | 0.5 | 0.0 | 0 | 0 | 0 | 0 |
| at USC - 11/14 | 3 | 0 | 3 | 0.0 | 0.0 | 0 | 0 | 0 | 0 |
| FAU - 11/21 | 7 | 3 | 10 | 2.0 | 2.0 | 0 | 0 | 0 | 0 |
| FSU - 11/28 | 2 | 7 | 9 | 0.5 | 0.0 | 0 | 0 | 0 | 0 |
| Bama - 12/5 | 6 | 2 | 8 | 0.5 | 0.0 | 0 | 1 | 0 | 1 |
| Mich - 1/1/16 | 0 | 4 | 4 | 0.0 | 0.0 | 0 | 0 | 0 | 0 |
| 2013 | 14 | 5 | 19 | 0.0 | 0.0 | 0 | 0 | 0 | 0 |
| 2014 | 11 | 12 | 23 | 0.0 | 0.0 | 0 | 0 | 0 | 0 |
| 2015 | 46 | 52 | 98 | 11 | 3.5 | 1.0 | 4 | 0 | 1 |
| Career | 71 | 69 | 140 | 11 | 3.5 | 1.0 | 4 | 0 | 1 |

#42 - KEANU NEAL - S

| OPP. | U | A | T | TFL | SK | INT | PB | FR | FF |
|-------------------|-----------|-----------|------------|------------|------------|------------|----------|----------|----------|
| NMSU - 9/5 | 0 | 0 | 0 | 0.0 | 0.0 | 0 | 0 | 0 | 0 |
| ECU - 9/12 | 0 | 0 | 0 | 0.0 | 0.0 | 0 | 0 | 0 | 0 |
| at UK - 9/19 | 4 | 5 | 9 | 1.5 | 1.0 | 0 | 0 | 0 | 0 |
| Tenn - 9/26 | 7 | 7 | 14 | 0.0 | 0.0 | 0 | 0 | 0 | 1 |
| OleMiss - 10/3 | 4 | 3 | 7 | 0.0 | 0.0 | 0 | 1 | 0 | 0 |
| at Mizzou - 10/10 | 3 | 0 | 3 | 0.0 | 0.0 | 0 | 0 | 0 | 0 |
| at LSU - 10/17 | 4 | 10 | 14 | 1.0 | 0.0 | 0 | 0 | 0 | 0 |
| vs. UGA - 10/31 | 2 | 2 | 4 | 0.0 | 0.0 | 1 | 0 | 0 | 0 |
| Vandy - 11/7 | 2 | 2 | 4 | 0.0 | 0.0 | 0 | 0 | 0 | 0 |
| at USC - 11/14 | 4 | 1 | 5 | 0.0 | 0.0 | 0 | 0 | 0 | 0 |
| FAU - 11/21 | 3 | 5 | 8 | 0.0 | 0.0 | 0 | 0 | 0 | 0 |
| FSU - 11/28 | 5 | 4 | 9 | 1.0 | 1.0 | 0 | 0 | 0 | 0 |
| Bama - 12/5 | 6 | 2 | 8 | 0.0 | 0.0 | 0 | 0 | 0 | 0 |
| Mich - 1/1/16 | 7 | 4 | 11 | 0.0 | 0.0 | 0 | 0 | 0 | 0 |
| 2013 | 3 | 2 | 5 | 0.0 | 0.0 | 0 | 0 | 0 | 0 |
| 2014 | 25 | 20 | 45 | 0.0 | 0.0 | 0 | 0 | 0 | 0 |
| 2015 | 51 | 45 | 96 | 3.5 | 2.0 | 1.0 | 1 | 0 | 1 |
| Career | 79 | 67 | 146 | 3.5 | 2.0 | 1.0 | 1 | 0 | 1 |

#48 - ANTHONY HARRELL - LB

| OPP. | U | A | T | TFL | SK | INT | PB | FR | FF |
|-------------------|----------|----------|----------|------------|------------|----------|----------|----------|----------|
| NMSU - 9/5 | 0 | 0 | 0 | 0.0 | 0.0 | 0 | 0 | 0 | 0 |
| ECU - 9/12 | 1 | 0 | 1 | 0.0 | 0.0 | 0 | 0 | 0 | 0 |
| at UK - 9/19 | 0 | 0 | 0 | 0.0 | 0.0 | 0 | 0 | 0 | 0 |
| Tenn - 9/26 | 0 | 0 | 0 | 0.0 | 0.0 | 0 | 0 | 0 | 0 |
| OleMiss - 10/3 | 0 | 0 | 0 | 0.0 | 0.0 | 0 | 0 | 0 | 0 |
| at Mizzou - 10/10 | 0 | 1 | 1 | 0.0 | 0.0 | 0 | 0 | 0 | 0 |
| at LSU - 10/17 | 0 | 0 | 0 | 0.0 | 0.0 | 0 | 0 | 0 | 0 |
| vs. UGA - 10/31 | 0 | 0 | 0 | 0.0 | 0.0 | 0 | 0 | 0 | 0 |
| Vandy - 11/7 | 0 | 0 | 0 | 0.0 | 0.0 | 0 | 0 | 0 | 0 |
| at USC - 11/14 | 0 | 0 | 0 | 0.0 | 0.0 | 0 | 0 | 0 | 0 |
| FAU - 11/21 | 0 | 0 | 0 | 0.0 | 0.0 | 0 | 0 | 0 | 0 |
| FSU - 11/28 | 1 | 0 | 1 | 0.0 | 0.0 | 0 | 0 | 0 | 0 |
| Bama - 12/5 | 0 | 0 | 0 | 0.0 | 0.0 | 0 | 0 | 0 | 0 |
| Mich - 1/1/16 | 0 | 0 | 0 | 0.0 | 0.0 | 0 | 0 | 0 | 0 |
| 2015 | 2 | 1 | 3 | 0.0 | 0.0 | 0 | 0 | 0 | 0 |
| Career | 2 | 1 | 3 | 0.0 | 0.0 | 0 | 0 | 0 | 0 |

#54 - KHAIRI CLARK - DL

| OPP. | U | A | T | TFL | SK | INT | PB | FR | FF |
|-------------------|---|----|----|-----|-----|-----|----|----|----|
| NMSU - 9/5 | 0 | 0 | 0 | 0.0 | 0.0 | 0 | 0 | 0 | 0 |
| ECU - 9/12 | 1 | 0 | 1 | 0.0 | 0.0 | 0 | 0 | 0 | 0 |
| at UK - 9/19 | 0 | 0 | 0 | 0.0 | 0.0 | 0 | 0 | 0 | 0 |
| Tenn - 9/26 | 0 | 0 | 0 | 0.0 | 0.0 | 0 | 0 | 0 | 0 |
| OleMiss - 10/3 | 0 | 0 | 0 | 0.0 | 0.0 | 0 | 0 | 0 | 0 |
| at Mizzou - 10/10 | 1 | 0 | 1 | 0.0 | 0.0 | 0 | 0 | 0 | 0 |
| at LSU - 10/17 | 0 | 1 | 1 | 0.0 | 0.0 | 0 | 0 | 0 | 0 |
| vs. UGA - 10/31 | 0 | 0 | 0 | 0.0 | 0.0 | 0 | 0 | 0 | 0 |
| Vandy - 11/7 | 0 | 1 | 1 | 0.0 | 0.0 | 0 | 0 | 0 | 0 |
| at USC - 11/14 | 1 | 1 | 2 | 0.0 | 0.0 | 0 | 0 | 0 | 0 |
| FAU - 11/21 | 1 | 6 | 7 | 1.0 | 1.0 | 0 | 1 | 0 | 0 |
| FSU - 11/28 | 0 | 0 | 0 | 0.0 | 0.0 | 0 | 0 | 0 | 0 |
| Bama - 12/5 | 0 | 2 | 2 | 0.0 | 0.0 | 0 | 0 | 0 | 0 |
| Mich - 1/1/16 | 0 | 1 | 1 | 0.0 | 0.0 | 0 | 0 | 0 | 0 |
| 2015 | 4 | 12 | 16 | 1.0 | 1.0 | 0 | 1 | 0 | 0 |
| Career | 4 | 12 | 16 | 1.0 | 1.0 | 0 | 1 | 0 | 0 |

GAME-BY-GAME DEFENSIVE STATS

| #91 - JOEY IVIE - DL | | | | | | | | | | |
|----------------------|----|----|----|-----|-----|-----|----|----|----|--|
| OPP. | U | A | T | TFL | SK | INT | PB | FR | FF | |
| NMSU - 9/5 | 0 | 0 | 0 | 0.0 | 0.0 | 0 | 0 | 0 | 0 | |
| ECU - 9/12 | 5 | 1 | 6 | 3.0 | 3.0 | 0 | 0 | 0 | 1 | |
| at UK - 9/19 | 0 | 0 | 0 | 0.0 | 0.0 | 0 | 0 | 0 | 0 | |
| Tenn - 9/26 | 2 | 2 | 4 | 0.0 | 0.0 | 0 | 0 | 0 | 0 | |
| OleMiss - 10/3 | 0 | 1 | 1 | 0.0 | 0.0 | 0 | 0 | 0 | 0 | |
| at Mizzou - 10/10 | 2 | 1 | 3 | 0.5 | 0.5 | 0 | 0 | 0 | 0 | |
| at LSU - 10/17 | 0 | 0 | 0 | 0.0 | 0.0 | 0 | 0 | 0 | 0 | |
| vs. UGA - 10/31 | 0 | 3 | 3 | 0.0 | 0.0 | 0 | 0 | 0 | 0 | |
| Vandy - 11/7 | 0 | 0 | 0 | 0.0 | 0.0 | 0 | 0 | 0 | 0 | |
| at USC - 11/14 | 0 | 0 | 0 | 0.0 | 0.0 | 0 | 0 | 0 | 0 | |
| FAU - 11/21 | 0 | 0 | 0 | 0.0 | 0.0 | 0 | 0 | 0 | 0 | |
| FSU - 11/28 | 2 | 3 | 5 | 0.5 | 0.0 | 0 | 0 | 0 | 0 | |
| Bama - 12/5 | 2 | 3 | 5 | 0.0 | 0.0 | 0 | 0 | 0 | 0 | |
| Mich - 1/1/16 | 0 | 0 | 0 | 0.0 | 0.0 | 0 | 0 | 0 | 0 | |
| 2013 | 1 | 2 | 3 | 0.0 | 0.0 | 0 | 0 | 0 | 0 | |
| 2014 | 8 | 16 | 24 | 1.5 | 1.5 | 1 | 1 | 1 | 1 | |
| 2015 | 13 | 14 | 27 | 4 | 3.5 | 0.0 | 0 | 0 | 1 | |
| Career | 22 | 32 | 54 | 5.5 | 5.0 | 1.0 | 1 | 1 | 2 | |

| #93 - TAVEN BRYAN - DL | | | | | | | | | | |
|------------------------|---|---|----|-----|-----|-----|----|----|----|--|
| OPP. | U | A | T | TFL | SK | INT | PB | FR | FF | |
| NMSU - 9/5 | 0 | 0 | 0 | 0.0 | 0.0 | 0 | 0 | 0 | 0 | |
| ECU - 9/12 | 1 | 0 | 1 | 0.0 | 0.0 | 0 | 0 | 0 | 0 | |
| at UK - 9/19 | 0 | 1 | 1 | 0.5 | 0.0 | 0 | 0 | 0 | 0 | |
| Tenn - 9/26 | 0 | 1 | 1 | 0.0 | 0.0 | 0 | 0 | 0 | 0 | |
| OleMiss - 10/3 | 0 | 2 | 2 | 1.0 | 0.5 | 0 | 0 | 0 | 0 | |
| at Mizzou - 10/10 | 0 | 0 | 0 | 0.0 | 0.0 | 0 | 0 | 0 | 0 | |
| at LSU - 10/17 | 0 | 0 | 0 | 0.0 | 0.0 | 0 | 0 | 0 | 0 | |
| vs. UGA - 10/31 | 0 | 0 | 0 | 0.0 | 0.0 | 0 | 0 | 0 | 0 | |
| Vandy - 11/7 | 0 | 2 | 2 | 0.0 | 0.0 | 0 | 0 | 0 | 0 | |
| at USC - 11/14 | 1 | 0 | 1 | 0.0 | 0.0 | 0 | 0 | 0 | 0 | |
| FAU - 11/21 | 1 | 0 | 1 | 0.0 | 0.0 | 0 | 0 | 1 | 0 | |
| FSU - 11/28 | 0 | 0 | 0 | 0.0 | 0.0 | 0 | 0 | 0 | 0 | |
| Bama - 12/5 | 0 | 0 | 0 | 0.0 | 0.0 | 0 | 0 | 0 | 0 | |
| Mich - 1/1/16 | 0 | 1 | 1 | 0.0 | 0.0 | 0 | 0 | 0 | 0 | |
| 2015 | 3 | 7 | 10 | 1.5 | 0.5 | 0 | 0 | 1 | 0 | |
| Career | 3 | 7 | 10 | 1.5 | 0.5 | 0 | 0 | 1 | 0 | |

| #94 - BRYAN COX, Jr. - DL | | | | | | | | | | |
|---------------------------|----|----|----|------|------|-----|----|----|----|--|
| OPP. | U | A | T | TFL | SK | INT | PB | FR | FF | |
| NMSU - 9/5 | 3 | 1 | 4 | 0.0 | 0.0 | 0 | 0 | 0 | 0 | |
| ECU - 9/12 | 0 | 1 | 1 | 0.0 | 0.0 | 0 | 0 | 0 | 0 | |
| at UK - 9/19 | 0 | 2 | 2 | 0.5 | 0.0 | 0 | 0 | 0 | 0 | |
| Tenn - 9/26 | 1 | 1 | 2 | 1.0 | 0.0 | 0 | 0 | 0 | 1 | |
| OleMiss - 10/3 | 0 | 2 | 2 | 0.0 | 0.0 | 0 | 0 | 0 | 1 | |
| at Mizzou - 10/10 | 0 | 3 | 3 | 0.5 | 0.5 | 0 | 0 | 0 | 0 | |
| at LSU - 10/17 | 2 | 5 | 7 | 3.5 | 0.0 | 0 | 0 | 0 | 0 | |
| vs. UGA - 10/31 | 2 | 0 | 2 | 1.0 | 0.0 | 0 | 1 | 0 | 0 | |
| Vandy - 11/7 | 4 | 4 | 8 | 1.0 | 1.0 | 0 | 0 | 0 | 0 | |
| at USC - 11/14 | 1 | 1 | 2 | 1.0 | 1.0 | 0 | 0 | 0 | 0 | |
| FAU - 11/21 | 0 | 3 | 3 | 0.5 | 0.0 | 0 | 0 | 0 | 0 | |
| FSU - 11/28 | 0 | 0 | 0 | 0.0 | 0.0 | 0 | 0 | 0 | 0 | |
| Bama - 12/5 | 5 | 2 | 7 | 1.5 | 1.0 | 0 | 0 | 0 | 1 | |
| Mich - 1/1/16 | 0 | 2 | 2 | 0.0 | 0.0 | 0 | 0 | 0 | 0 | |
| 2013 | 5 | 0 | 5 | 3.0 | 3.0 | 2 | 2 | 2 | 2 | |
| 2014 | 12 | 17 | 29 | 6.0 | 6.0 | 4 | 4 | 4 | 4 | |
| 2015 | 18 | 27 | 45 | 10.5 | 3.5 | 0.0 | 1 | 2 | 2 | |
| Career | 35 | 44 | 79 | 19.5 | 12.5 | 6.0 | 7 | 8 | 8 | |

| #95 - KEIVONNIS DAVIS - DL | | | | | | | | | | |
|----------------------------|---|---|---|-----|-----|-----|----|----|----|--|
| OPP. | U | A | T | TFL | SK | INT | PB | FR | FF | |
| NMSU - 9/5 | 0 | 0 | 0 | 0.0 | 0.0 | 0 | 0 | 0 | 0 | |
| ECU - 9/12 | 0 | 0 | 0 | 0.0 | 0.0 | 0 | 0 | 0 | 0 | |
| at UK - 9/19 | 0 | 0 | 0 | 0.0 | 0.0 | 0 | 0 | 0 | 0 | |
| Tenn - 9/26 | 0 | 0 | 0 | 0.0 | 0.0 | 0 | 0 | 0 | 0 | |
| OleMiss - 10/3 | 0 | 0 | 0 | 0.0 | 0.0 | 0 | 0 | 0 | 0 | |
| at Mizzou - 10/10 | 0 | 0 | 0 | 0.0 | 0.0 | 0 | 0 | 0 | 0 | |
| at LSU - 10/17 | 0 | 0 | 0 | 0.0 | 0.0 | 0 | 0 | 0 | 0 | |
| vs. UGA - 10/31 | 0 | 0 | 0 | 0.0 | 0.0 | 0 | 0 | 0 | 0 | |
| Vandy - 11/7 | 0 | 0 | 0 | 0.0 | 0.0 | 0 | 0 | 0 | 0 | |
| at USC - 11/14 | 0 | 0 | 0 | 0.0 | 0.0 | 0 | 0 | 0 | 0 | |
| FAU - 11/21 | 2 | 1 | 3 | 0.0 | 0.0 | 0 | 0 | 0 | 0 | |
| FSU - 11/28 | 0 | 0 | 0 | 0.0 | 0.0 | 0 | 0 | 0 | 0 | |
| Bama - 12/5 | 0 | 0 | 0 | 0.0 | 0.0 | 0 | 0 | 0 | 0 | |
| Mich - 1/1/16 | 1 | 0 | 1 | 0.0 | 0.0 | 0 | 0 | 0 | 0 | |
| 2015 | 3 | 1 | 4 | 0.0 | 0.0 | 0 | 0 | 0 | 0 | |
| Career | 3 | 1 | 4 | 0.0 | 0.0 | 0 | 0 | 0 | 0 | |

| #96 - CECE JEFFERSON - DL | | | | | | | | | | |
|---------------------------|----|----|----|-----|-----|-----|----|----|----|--|
| OPP. | U | A | T | TFL | SK | INT | PB | FR | FF | |
| NMSU - 9/5 | 1 | 1 | 2 | 0.0 | 0.0 | 0 | 1 | 0 | 0 | |
| ECU - 9/12 | 1 | 1 | 2 | 0.0 | 0.0 | 0 | 0 | 0 | 0 | |
| at UK - 9/19 | 2 | 3 | 5 | 1.0 | 0.5 | 0 | 0 | 0 | 0 | |
| Tenn - 9/26 | 2 | 1 | 3 | 0.0 | 0.0 | 0 | 0 | 0 | 0 | |
| OleMiss - 10/3 | 0 | 1 | 1 | 0.0 | 0.0 | 0 | 0 | 1 | 0 | |
| at Mizzou - 10/10 | 2 | 0 | 2 | 1.0 | 1.0 | 0 | 0 | 0 | 0 | |
| at LSU - 10/17 | 0 | 1 | 1 | 0.0 | 0.0 | 0 | 0 | 0 | 0 | |
| vs. UGA - 10/31 | 0 | 1 | 1 | 0.0 | 0.0 | 0 | 0 | 0 | 0 | |
| Vandy - 11/7 | 2 | 0 | 2 | 1.0 | 0.0 | 0 | 0 | 0 | 0 | |
| at USC - 11/14 | 2 | 0 | 2 | 2.0 | 0.0 | 0 | 0 | 0 | 0 | |
| FAU - 11/21 | 4 | 0 | 4 | 2.0 | 1.0 | 0 | 0 | 0 | 0 | |
| FSU - 11/28 | 1 | 2 | 3 | 1.5 | 1.0 | 0 | 0 | 0 | 1 | |
| Bama - 12/5 | 0 | 0 | 0 | 0.0 | 0.0 | 0 | 0 | 0 | 0 | |
| Mich - 1/1/16 | 1 | 0 | 1 | 0.0 | 0.0 | 0 | 0 | 0 | 0 | |
| 2015 | 18 | 11 | 29 | 8.5 | 3.5 | 0 | 1 | 1 | 1 | |
| Career | 18 | 11 | 29 | 8.5 | 3.5 | 0 | 1 | 1 | 1 | |

| #97 - JUSTUS REED - RUSH | | | | | | | | | | |
|--------------------------|---|---|---|-----|-----|-----|----|----|----|--|
| OPP. | U | A | T | TFL | SK | INT | PB | FR | FF | |
| NMSU - 9/5 | 2 | 1 | 3 | 1.0 | 1.0 | 0 | 0 | 0 | 0 | |
| ECU - 9/12 | 0 | 0 | 0 | 0.0 | 0.0 | 0 | 0 | 0 | 0 | |
| at UK - 9/19 | 1 | 0 | 1 | 0.0 | 0.0 | 0 | 0 | 0 | 0 | |
| Tenn - 9/26 | 0 | 0 | 0 | 0.0 | 0.0 | 0 | 0 | 0 | 0 | |
| OleMiss - 10/3 | 0 | 0 | 0 | 0.0 | 0.0 | 0 | 0 | 0 | 0 | |
| at Mizzou - 10/10 | 1 | 0 | 1 | 0.0 | 0.0 | 0 | 0 | 0 | 0 | |
| at LSU - 10/17 | 0 | 0 | 0 | 0.0 | 0.0 | 0 | 0 | 0 | 0 | |
| vs. UGA - 10/31 | 0 | 0 | 0 | 0.0 | 0.0 | 0 | 0 | 0 | 0 | |
| Vandy - 11/7 | 0 | 0 | 0 | 0.0 | 0.0 | 0 | 0 | 0 | 0 | |
| at USC - 11/14 | 1 | 0 | 1 | 0.0 | 0.0 | 0 | 0 | 0 | 0 | |
| FAU - 11/21 | 0 | 1 | 1 | 0.0 | 0.0 | 0 | 0 | 0 | 0 | |
| FSU - 11/28 | 0 | 0 | 0 | 0.0 | 0.0 | 0 | 0 | 0 | 0 | |
| Bama - 12/5 | 0 | 0 | 0 | 0.0 | 0.0 | 0 | 0 | 0 | 0 | |
| Mich - 1/1/16 | 2 | 0 | 2 | 1.0 | 0.0 | 0 | 0 | 0 | 0 | |
| 2015 | 7 | 2 | 9 | 2.0 | 1.0 | 0 | 0 | 0 | 0 | |
| Career | 7 | 2 | 9 | 2.0 | 1.0 | 0 | 0 | 0 | 0 | |

| RUSHING | Rushes | 1st | Conv-3rd | 10+ | 20+ |
|--------------------|------------|-----------|-----------|-----------|-----------|
| Callaway, A. | 3 | 0 | 0 | 0 | 0 |
| Cronkrite, J. | 44 | 8 | 4 | 3 | 0 |
| Grady, J. | 3 | 1 | 0 | 1 | 0 |
| Grier, W. | 36 | 6 | 2 | 7 | 1 |
| Harris, Tr. | 96 | 19 | 7 | 17 | 5 |
| Harrison, C. | 5 | 0 | 0 | 0 | 0 |
| Herndon, M. | 4 | 1 | 0 | 1 | 0 |
| Powell, B. | 14 | 0 | 0 | 0 | 0 |
| Scarlett, J. | 34 | 7 | 1 | 4 | 2 |
| Taylor, Kel. | 259 | 54 | 23 | 23 | 8 |
| Others | 12 | 0 | 0 | 0 | 0 |
| TEAM TOTALS | 498 | 96 | 37 | 56 | 16 |

| RECEIVING | Catches | Targets | 1st | Conv-3rd | 10+ | 20+ |
|--------------------|------------|------------|------------|-----------|------------|-----------|
| Bailey, A. | 3 | 4 | 2 | 1 | 2 | 1 |
| Callaway, A. | 35 | 74 | 23 | 5 | 25 | 12 |
| Cronkrite, J. | 6 | 9 | 3 | 2 | 3 | 1 |
| Dixon, R. | 1 | 1 | 1 | 1 | 0 | 0 |
| Fulwood, A. | 6 | 9 | 2 | 0 | 1 | 1 |
| Goolsby, D. | 17 | 24 | 13 | 2 | 11 | 7 |
| Grady, J. | 1 | 1 | 1 | 0 | 1 | 1 |
| Lewis, C. | 4 | 9 | 3 | 1 | 3 | 2 |
| Mcgee, J. | 41 | 66 | 22 | 5 | 17 | 0 |
| Powell, B. | 29 | 45 | 15 | 5 | 16 | 5 |
| Robinson, D. | 48 | 76 | 29 | 7 | 19 | 5 |
| Showers, V. | 6 | 13 | 4 | 1 | 4 | 0 |
| Taylor, Kel. | 17 | 24 | 6 | 4 | 7 | 1 |
| Thompson, Ch. | 5 | 8 | 2 | 0 | 2 | 1 |
| Worton, C. | 4 | 7 | 3 | 1 | 2 | 1 |
| Others | 6 | 35 | 0 | 0 | 0 | 0 |
| TEAM TOTALS | 229 | 405 | 129 | 35 | 113 | 38 |

| PASSING | 1st | Conv-3rd | 10+ | 20+ |
|--------------------|------------|-----------|------------|-----------|
| Grady, J. | 1 | 1 | 0 | 0 |
| Grier, W. | 60 | 16 | 48 | 14 |
| Harris, Tr. | 68 | 18 | 65 | 24 |
| TEAM TOTALS | 129 | 35 | 113 | 38 |

| | 3rd down | 4th down | RZ-Def Plays |
|--------------------|------------|----------|--------------|
| Anzalone, A. | 1 | 0 | 0 |
| Brantley, C. | 8 | 0 | 0 |
| Bryan, T. | 1 | 0 | 2 |
| Bullard, J. | 18 | 2 | 8 |
| Clark, K. | 1 | 0 | 2 |
| Cox, B. | 8 | 0 | 10 |
| Davis, J. | 22 | 1 | 17 |
| Davis, K. | 0 | 0 | 1 |
| Dawson, D. | 0 | 0 | 1 |
| Hargreaves, V. | 7 | 1 | 5 |
| Harris, M. | 1 | 0 | 3 |
| Ivie, J. | 1 | 0 | 2 |
| Jefferson, C. | 2 | 0 | 5 |
| Maye, M. | 8 | 1 | 10 |
| Mccalister, A. | 8 | 0 | 5 |
| Mcmillian, D. | 0 | 0 | 1 |
| Morrison, A. | 6 | 0 | 13 |
| Neal, K. | 9 | 0 | 15 |
| Poole, B. | 6 | 2 | 4 |
| Powell, J. | 1 | 0 | 0 |
| Reed, J. | 3 | 0 | 0 |
| Rolin, M. | 0 | 0 | 5 |
| Sherit, J. | 3 | 0 | 3 |
| Tabor, T. | 8 | 0 | 3 |
| Washington, N. | 2 | 0 | 2 |
| Wilson, Q. | 6 | 1 | 3 |
| | 0 | 0 | 0 |
| | 0 | 0 | 0 |
| Others | 3 | 0 | 1 |
| TEAM TOTALS | 133 | 9 | 121 |

Defensive stops include tackles, assisted tackles, QB hurries, pass breakups, interceptions, fumble recoveries and forced fumbles. A stop on 3rd down is defined as a play made that resulted in bringing up a 4th down.

Red Zone defensive plays include any tackles, assisted tackles, QB hurries, pass breakups, interceptions, fumble recoveries and forced fumbles on plays that were in the red zone.

SPECIAL TEAMS TACKLES

| PLAYER | UA | A | TT |
|-------------------|----|---|----|
| Chris Thompson | 5 | 4 | 9 |
| Marcell Harris | 8 | 2 | 10 |
| Valdez Showers | 7 | 2 | 9 |
| Teez Tabor | 4 | 1 | 5 |
| Marcus Maye | 1 | 2 | 3 |
| Nick Washington | 0 | 3 | 3 |
| Daniel McMillian | 2 | 1 | 3 |
| Keanu Neal | 3 | 0 | 3 |
| Quincy Wilson | 0 | 2 | 2 |
| Anthony Harrell | 1 | 0 | 1 |
| Jorge Powell | 1 | 0 | 1 |
| Mark Herndon | 1 | 0 | 1 |
| Austin Hardin | 1 | 0 | 1 |
| DeMarcus Robinson | 1 | 0 | 1 |
| Jarrad Davis | 1 | 0 | 1 |

DRIVES

| | |
|----------------------------------|---|
| Total TD Drive Time: | 1:51:04 |
| Total Offensive TD: | 42 |
| Average TD Time: | 2:38 |
| Shortest TD Drive, Yards: | 1 - (vs. OM, Cronkrite 1-yard run, 1 play, 1 yard, 0:03) |
| Longest TD Drive, Yards: | 91 - (2x, last vs. FAU, Callaway 53-yd pass from Harris, 4 plays, 2:13) |
| Shortest TD Drive Time: | 0:03 - (vs. OM, Cronkrite 1-yard run, 1 play 1 yard) |
| Longest TD Drive Time: | 7:11 - (vs. South Carolina, Cronkrite, J. 41-yd pass from Harris, 12 plays, 76 yards) |
| Most Plays on TD Drive: | 17 - (vs. TENN, Powell, B. 5-yd catch from Grier, 86 yards, 6:10) |
| Fewest Plays on TD Drive: | 1 - (vs. OM, Cronkrite 1-yd run, 1 yard 0:03) |

FIELD POSITION

| | Florida | Opponents |
|----------------------------------|---------|-----------|
| Drives Started | 185 | 185 |
| Avg. Starting Field Position | F29 | O27 |
| Times Started Inside Own 20 | 50 | 60 |
| Drives Started in Opp. Territory | 29 | 31 |

WEEKLY LEADERS
FLORIDA

| Opponent | Rushes | Rush Yards | Catches | Receiving Yards | Tackles | Tackles-for-Loss | Sacks |
|------------------|--------------------|-------------|-------------------|----------------------|--------------------|-------------------------|-------------------------|
| New Mexico State | 8, Taylor/Scarlett | 54, Taylor | 6, Robinson | 50, Powell | 5, 3 players | 1.0, 4 players | 1.0, Bullard/Reed |
| East Carolina | 16, Taylor | 55, Taylor | 5, Robinson | 94, Goolsby | 12, Davis/Morrison | 3.0, Ivie | 3.0, Ivie |
| Kentucky | 16, Taylor | 61, Grier | 3, McGee/Robinson | 34, Callaway | 10, Davis | 2.0, Bullard/McCalister | 2.0, Bullard/McCalister |
| Tennessee | 19, Taylor | 102, Taylor | 6, Robinson | 112, Callaway | 13, Neal | 3.5, Bullard | 1.0, 3 players |
| Ole Miss | 27, Taylor | 83, Taylor | 8, Robinson | 98, Robinson | 16, Morrison | 3.5, Morrison | 1.0, Davis/McCalister |
| Missouri | 28, Taylor | 99, Taylor | 6, Robinson | 79, Robinson | 6, Morrison/Maye | 1.0, Jefferson/Brantley | 1.0, Jefferson/Brantley |
| LSU | 15, Taylor | 25, Taylor | 5, McGee | 100, Callaway | 14, Neal | 3.5, Cox | -- |
| Georgia | 25, Taylor | 121, Taylor | 3, Callaway/McGee | 110, Callaway | 6, Morrison/Davis | 1.0, Cox | 0.5, Davis/Poole |
| Vanderbilt | 17, Taylor | 47, Taylor | 9, Robinson | 106, Robinson | 11, Morrison | 3.0, McCalister | 2.5, McCalister |
| South Carolina | 20, Taylor | 105, Taylor | 5, Callaway/McGee | 60, Callaway | 5, Neal/Bullard | 2.0, Jefferson | 1.5, Sherit |
| Florida Atlantic | 26, Taylor | 105, Taylor | 3, McGee | 52, Callaway | 10, Davis/Morrison | 2.0, 3 players | 2.0, Davis |
| Florida State | 24, Taylor | 136, Taylor | 4, McGee | 34, McGee | 9, Davis, Neal | 2.0, Bullard | 1.0, Jefferson/Neal |
| Alabama | 11, Harris | 8, Taylor | 3, McGee | 46, Callaway, Worton | 11, Morrison | 2.0, Bullard | 1.0, Bullard/Cox |
| Michigan | 11, Harris/Taylor | 55, Harris | 5, Callaway | 75, Callaway | 11, Neal | 1.0, 3 players | -- |

OPPONENT

| Opponent | Rushes | Rush Yards | Catches | Receiving Yards | Tackles | Tackles-for-Loss | Sacks |
|------------------|--------------------|----------------|--------------------|-----------------|------------------|-------------------------|-------------------------|
| New Mexico State | 12, Rose III | 64, Rose III | 4, Morgan | 46, Morgan | 7, Hanks/Nwangwa | 1.0, 4 players | 1.0, Hanks |
| East Carolina | 17, Hairston | 15, Hairston | 14, Jones | 135, Jones | 7, Bigger | 1.5, McGill/Williams | 1.0, Brunson/Williams |
| Kentucky | 16, Williams | 80, Williams | 4, Baker | 45, Badet | 9, Henderson | 1.0, Huguenin/Meant | 1.0, Meant |
| Tennessee | 28, Hurd | 165, Dobbs | 3, Wolf/Kamare | 58, Dobbs | 8, Reeves-Maybin | 2.0, Reeves-Maybin | 1.0, 3 players |
| Ole Miss | 15, Kelly | 40, Kelly | 5, Treadwell/Judd | 42, Treadwell | 10, Elston | 2.0, Jones | 1.0, Haynes/Jones |
| Missouri | 11, Witter | 74, Hansbrough | 4, Witter | 39, Leftwich | 15, Brothers | 2.0 Harris/Newsom | 1, 5 players |
| LSU | 31, Fournette | 180, Fournette | 5, Dural | 115, Dupre | 10, Jones | 3.5, Neal | 3.0, Neal |
| Georgia | 13, Michel | 45, Michel | 4, Mitchell/Godwin | 60, Mitchell | 7, Bellamy | 2.0, Bellamy | 1.0, Bellamy |
| Vanderbilt | 22, Webb | 118, Webb | 1, 3 players | 21, Dobbs | 9, Cunningham | 2.0, Cunningham | 1.0, Cunningham/Agee |
| South Carolina | 8, Wilds | 16, Cooper | 4, Adams | 46, Adams | 8, Holloman | 2.0, 3 players | 1.0, 3 players |
| Florida Atlantic | 12, Howell/Johnson | 60, Howell | 6, Stoshak | 53, Stoshak | 9, Al-Shaair | 2.0, Hendrickson/Bryant | 2.0, Hendrickson |
| Florida State | 26, Cook | 183, Cook | 5, Wilson | 52, Whitfield | 9, 3 players | 2.5, Walker | 1.5, Walker |
| Alabama | 44, Henry | 189, Henry | 8, Ridley | 102, Ridley | 4, Anderson | 2.0, Anderson/Williams | 2.0, Williams |
| Michigan | 25, Smith | 109, Smith | 5, Chesson/Perry | 118, Chesson | 7, Bolden | 2.5, Wormley | 1.0, Jenk-Stone/Wormley |

PLAYS PER DRIVE

FLORIDA

| Opponent | Off. Plays | Drives | Avg |
|------------------|------------|--------|------|
| New Mexico State | 79 | 13 | 6.1 |
| East Carolina | 63 | 15 | 4.2 |
| Kentucky | 59 | 11 | 5.3 |
| Tennessee | 71 | 14 | 5.0 |
| Ole Miss | 63 | 13 | 4.8 |
| Missouri | 77 | 15 | 5.1 |
| LSU | 63 | 13 | 4.8 |
| Georgia | 67 | 14 | 4.8 |
| Vanderbilt | 60 | 13 | 4.6 |
| South Carolina | 76 | 11 | 6.0 |
| Florida Atlantic | 61 | 16 | 3.81 |
| Florida State | 79 | 14 | 5.6 |
| Alabama | 45 | 14 | 3.2 |
| Michigan | 52 | 9 | 5.7 |
| TOTALS: | 915 | 185 | 4.9 |

OPPONENT

| Opponent | Off. Plays | Drives | Avg. |
|------------------|------------|--------|------|
| New Mexico State | 51 | 13 | 3.9 |
| East Carolina | 80 | 15 | 5.3 |
| Kentucky | 65 | 11 | 5.9 |
| Tennessee | 70 | 13 | 5.3 |
| Ole Miss | 73 | 13 | 5.6 |
| Missouri | 65 | 15 | 4.3 |
| LSU | 60 | 13 | 4.6 |
| Georgia | 56 | 13 | 4.3 |
| Vanderbilt | 62 | 13 | 4.8 |
| South Carolina | 48 | 12 | 4.0 |
| Florida Atlantic | 84 | 16 | 5.3 |
| Florida State | 58 | 14 | 4.1 |
| Alabama | 84 | 15 | 5.6 |
| Michigan | 77 | 9 | 8.5 |
| TOTALS: | 933 | 185 | 5.0 |

OFFENSIVE TOUCHDOWN BREAKDOWN

| YARDS | No. of TD | No. of TD Drives |
|-------|-----------|------------------|
| 1-10 | 3 | 3 |
| 11-20 | 2 | 2 |
| 21-30 | 3 | 3 |
| 31-40 | 1 | 1 |
| 41-50 | 2 | 2 |
| 51-60 | 4 | 4 |
| 61-70 | 5 | 5 |
| 71-80 | 11 | 11 |
| 81-90 | 6 | 6 |
| 91-99 | 2 | 2 |

| POSS. TIME | TD Drives | Plays on TD Drive |
|------------|-----------|-------------------|
| 0:01-0:30 | 3 | 5 |
| 0:31-1:00 | 4 | 14 |
| 1:01-1:30 | 3 | 16 |
| 1:31-2:00 | 3 | 14 |
| 2:01-3:00 | 9 | 44 |
| 3:01-4:00 | 6 | 43 |
| 4:01-5:00 | 2 | 21 |
| 5:01-6:00 | 5 | 54 |
| 6:01-7:00 | 2 | 32 |

TAKEAWAYS

| Opponent | Takeaway | Qtr. | Yd.-Line | Result | Result of Drive |
|------------------|---------------------------|------|----------|---------------------------------|-----------------|
| New Mexico State | INT by Hargreaves | 3rd | UF 26 | Returned 43 yards to NMSU 31 | Touchdown |
| East Carolina | FUMB forced by Maye | 2nd | ECU 19 | Recovered by Poole | Missed FG |
| East Carolina | INT by Tabor | 3rd | ECU 39 | Returned 39 yards for TD | Touchdown |
| East Carolina | FUMB forced by Ivie | 4th | UF 41 | Recovered by McCalister | End of Game |
| Kentucky | INT by Hargreaves | 1st | UF 41 | Returned 53 yards to UK 19 | Touchdown |
| Kentucky | INT by Wilson | 4th | UF 23 | Returned 11 yards to UF 34 | End of Game |
| Tennessee | FUMB forced by Cox | 3rd | TN 31 | Recovered by Cox | Touchdown |
| Ole Miss | FUMB forced by Cox | 1st | OM 28 | Recovered by Cox to OM 24 | Touchdown |
| Ole Miss | FUMB forced by Maye | 3rd | UF 45 | Recovered by McCalister to T 50 | Field Goal |
| Ole Miss | INT by Hargreaves | 4th | OM 46 | Returned 36 yards to OM 10 | Field Goal |
| Ole Miss | FUMB forced by McCalister | 4th | OM 1 | Recovered by Jefferson to OM 1 | Touchdown |
| Missouri | INT by Maye | 2nd | MU 44 | Returned 0 yards | Missed FG |
| Missouri | INT by Tabor | 3rd | MU 40 | Returned 40 yards for TD | Touchdown |
| LSU | FUMB by Washington | 1st | LSU 13 | Returned 0 yards | Touchdown |
| Georgia | FUMB by Washington | 1st | UGA 00 | Recovered in endzone for TD | Touchdown |
| Georgia | INT by Maye | 1st | UGA 50 | Returned 0 yards | Touchdown |
| Georgia | INT by Hargreaves | 2nd | UGA 25 | Returned 20 yards to UGA 5 | Touchdown |
| Georgia | INT by Neal | 4th | UF 00 | Returned 0 yards | Touchdown |
| Georgia | INT by Davis | 4th | UGA 38 | Returned 0 yards | End of Game |
| South Carolina | INT by Tabor | 2nd | SC 21 | Returned 3 yards | Interception |
| South Carolina | INT by Wilson | 4th | UF 47 | Returned 2 yards | Punt |
| Florida Atlantic | FUMB by Morrison | 3rd | UF 50 | Returned by Bryan to FAU 2 | Touchdown |
| Florida Atlantic | INT by Tabor | 4th | FAU 21 | Returned 0 yards | Missed FG |
| Florida Atlantic | FUMB by Washington | 4th | FAU 44 | Recovered by Maye at UF 47 | Punt |
| Alabama | FUMB by Davis | 2nd | UF 28 | Recovered by Maye at UF 28 | Punt |
| TOTALS: | 25 Takeaways | | | 12 TD (88 points) | |

TURNOVERS

| Opponent | Turnover | Qtr. | Yd.-Line | Result | Result of Drive |
|------------------|---------------------|------|----------|-------------------------------|-----------------|
| New Mexico State | FUMB by Grier | 2nd | UF 18 | Recovered at UF 18 | Touchdown |
| East Carolina | INT by Grier | 3rd | UF 29 | Returned 2 yards to UF 27 | Touchdown |
| East Carolina | FUMB by Herndon | 4th | UF 35 | Recovered at UF 34 | Field Goal |
| Kentucky | INT by Grier | 3rd | UK 00 | No return | Field Goal |
| Tennessee | INT by Grier | 2nd | TN 11 | Return of -1 yards | Punt |
| Georgia | FUMB by Harris | 3rd | UF 25 | No return | Field Goal |
| Vanderbilt | FUMB by Jefferson | 2nd | VU 19 | No return | Punt |
| Vanderbilt | FUMB by Harris | 2nd | VU 18 | No return | Punt |
| Vanderbilt | INT by Harris | 2nd | VU 26 | No return | Touchdown |
| Vanderbilt | FUMB by Robinson | 4th | VU 12 | No return | Punt |
| South Carolina | INT by Harris | 2nd | SC 0 | Returned 3 yards | End of Half |
| South Carolina | INT by Harris | 3rd | UF 42 | Returned -1 yards | Punt |
| Florida Atlantic | INT by Harris | 4th | FAU 0 | Returned 0 yards | Interception |
| Florida Atlantic | FUMB by Harris | 4th | UF 0 | Recovered in Endzone | Touchdown |
| Alabama | INT by Harris | 3rd | UF 38 | Returned -1 yards | Missed FG |
| Michigan | INT by Townsend | 1st | UM 26 | Return 1 yard | Touchdown |
| Michigan | INT by Harris | 2nd | UM 0 | No return | Field Goal |
| TOTALS: | 17 Turnovers | | | 5 TD, 4 FG (47 points) | |

| | |
|------------------------|-----------|
| First Half Takeaways | 10 |
| First Quarter | 5 |
| Second Quarter | 5 |
| Second Half Takeaways | 15 |
| Third Quarter | 5 |
| Fourth Quarter | 10 |
| TOTAL TAKEAWAYS | 25 |
| Interceptions | 14 |
| Fumble Recoveries | 11 |

| | |
|------------------------|-----------|
| First Half Turnovers | 8 |
| First Quarter | 1 |
| Second Quarter | 7 |
| Second Half Turnovers | 9 |
| Third Quarter | 6 |
| Fourth Quarter | 3 |
| TOTAL TURNOVERS | 17 |
| Interceptions | 10 |
| Fumbles Lost | 7 |

+8 TURNOVER MARGIN

RUNS 10+

(55 runs for 1015 yards)

| Yards | Player | Opponent |
|-------|---------------|------------------|
| 60 | Scarlett, J. | Georgia |
| 53 | Taylor, K. | South Carolina |
| 47 | Taylor, K. | Tennessee |
| 38 | Grier, W. | New Mexico State |
| 25 | Harris, Tr. | Florida Atlantic |
| 23 | Harris, Tr. | Alabama |
| 23 | Taylor, K. | Georgia |
| 22 | Harris, Tr. | Michigan |
| 22 | Taylor, K. | Florida State |
| 22 | Harris, Tr. | East Carolina |
| 21 | Taylor, K. | Michigan |
| 21 | Taylor, K. | Florida State |
| 20 | Harris, Tr. | Michigan |
| 20 | Taylor, K. | Florida State |
| 20 | Taylor, K. | Florida Atlantic |
| 20 | Scarlett, J. | Vanderbilt |
| 19 | Taylor, K. | Florida Atlantic |
| 19 | Grier, W. | East Carolina |
| 19 | Taylor, K. | Missouri |
| 19 | Harris, Tr. | Georgia |
| 19 | Harris, Tr. | Vanderbilt |
| 18 | Cronkrite, J. | East Carolina |
| 18 | Grier, W. | Missouri |
| 18 | Taylor, K. | New Mexico State |
| 17 | Harris, Tr. | Michigan |
| 17 | Harris, Tr. | LSU |
| 16 | Taylor, K. | South Carolina |
| 16 | Taylor, K. | Ole Miss |
| 16 TD | Taylor, K. | Georgia |
| 15 | Scarlett, J. | East Carolina |
| 14 | Harris, Tr. | Florida Atlantic |
| 14 | Harris, Tr. | Florida Atlantic |
| 14 | Cronkrite, J. | South Carolina |
| 14 | Taylor, K. | New Mexico State |
| 14 | Harris, T. | East Carolina |
| 14 | Grady, J. | New Mexico State |
| 13 | Grier, W. | Kentucky |
| 13 | Harris, Tr. | Georgia |
| 13 | Taylor, K. | Ole Miss |
| 12 | Harris, Tr. | LSU |
| 12 | Harris, Tr. | Florida State |
| 12 | Herndon, M. | New Mexico State |
| 12 | Grier, W. | Kentucky |
| 12 | Grier, W. | Tennessee |
| 12 | Harris, Tr. | Vanderbilt |
| 11 | Taylor, K. | Michigan |
| 11 | Scarlett, J. | LSU |
| 11 | Cronkrite, J. | East Carolina |
| 11 | Taylor, K. | Kentucky |
| 11 | Taylor, K. | Ole Miss |
| 11 | Taylor, K. | Missouri |
| 11 | Taylor, K. | Georgia |
| 10 | Taylor, K. | Florida State |
| 10 | Grier, W. | Missouri |
| 10 | Taylor, K. | Georgia |
| 10 | Harris, Tr. | Vanderbilt |

RECEIVING 20+

(37 catches for 1275 yards)

| Yards | Players | Opponent |
|-------|--------------------------------|------------------|
| 77 TD | Powell, B. from Grier W. | Ole Miss |
| 66 TD | Callaway, A. from Harris, Tr. | Georgia |
| 63 TD | Callaway, A. from Grier, W. | Tennessee |
| 53 TD | Callaway, A. from Harris, Tr. | Florida Atlantic |
| 48 | Callaway, A. from Harris, Tr. | LSU |
| 46 TD | Worton, C.J. from Harris, Tr. | Alabama |
| 46 | Callaway, A. from Harris, Tr. | Alabama |
| 43 | Taylor, K. from Harris, Tr. | New Mexico State |
| 41 TD | Cronkrite, J. from Harris, Tr. | South Carolina |
| 41 | Callaway, A. from Harris, Tr. | LSU |
| 38 | Robinson, D. from Harris, Tr. | LSU |
| 37 TD | Powell, B. from Harris, Tr. | New Mexico State |
| 36 TD | Robinson, D. from Grier W. | Ole Miss |
| 36 | Robinson, D. from Harris, Tr. | Vanderbilt |
| 34 | Callaway, A. from Grier, W. | Kentucky |
| 34 | Goolsby, D. from Grier, W. | East Carolina |
| 33 | Callaway, A. from Harris, Tr. | Georgia |
| 32 TD | Goolsby, D. from Grier, W. | East Carolina |
| 32 TD | Lewis, C. from Grier, W. | New Mexico State |
| 30 | Goolsby, D. from Harris, Tr. | LSU |
| 28 | Goolsby, D. from Harris, Tr. | East Carolina |
| 27 | Callaway, A. from Harris, Tr. | Michigan |
| 26 | Powell, B. from Harris, Tr. | Michigan |
| 26 | Callaway A. from Harris, Tr. | South Carolina |
| 26 | Bailey, A. from Harris, Tr. | New Mexico State |
| 26 | Powell, B. from Grier, W. | East Carolina |
| 25 | Robinson, D. from Grier W. | Missouri |
| 25 | Grady, J. from Harris, Tr. | New Mexico State |
| 25 | Lewis, C. from Harris, Tr. | Georgia |
| 24 | Goolsby, D. from Harris, Tr. | Vanderbilt |
| 23 | Goolsby, D. from Harris, Tr. | South Carolina |
| 23 | Callaway, A. from Grier, W. | New Mexico State |
| 23 | Goolsby, D. from Grier, W. | New Mexico State |
| 21 | Powell, B. from Grier, W. | Tennessee |
| 21 | Fulwood, A. from Grier W. | Missouri |
| 20 | Robinson, D. from Grier W. | Missouri |
| 20 | Thompson, C. from Harris, Tr. | Michigan |

KICK RETURNS 30+

(3 returns for 147 yards)

| Yards | Players | Opponent |
|-------|--------------|---------------|
| 71 | Powell, B. | Vanderbilt |
| 39 | Powell, B. | East Carolina |
| 37 | Callaway, A. | Michigan |

PUNT RETURNS 20+

(5 returns for 274 yards)

| Yards | Players | Opponent |
|-------|--------------|------------------|
| 85 TD | Callaway, A. | Alabama |
| 72 TD | Callaway, A. | LSU |
| 52 | Callaway, A. | Florida Atlantic |
| 37 | Callaway, A. | Kentucky |
| 28 | Callaway, A. | Vanderbilt |

DEFENSIVE RETURNS 20+

(7 returns for 273 yards)

| Yards | Players | Opponent |
|-------|----------------------|------------------|
| 53 | Hargreaves, V. (INT) | Kentucky |
| 48 | Bryan, T. (FUMB) | Florida Atlantic |
| 43 | Hargreaves, V. (INT) | New Mexico State |
| 40 TD | Tabor, T. (INT) | Missouri |
| 39 TD | Tabor, T. (INT) | East Carolina |
| 36 | Hargreaves, V. (INT) | Ole Miss |
| 20 | Hargreaves, V. (INT) | Georgia |

TOTAL: 107 plays for 2,984 yards (27.8 avg.)
OPPONENT BIG PLAYS

| | |
|-------------------------|-------------------|
| Run (10+) | 59 for 1003 yards |
| Receiving (20+) | 29 for 938 yards |
| Kick Returns (30+) | 4 for 135 yards |
| Punt Returns (20+) | 1 for 22 yards |
| Defensive Returns (20+) | 0 for 0 yards |

TOTAL: 93 plays for 2,098 yards (22.5 avg.)

GAME-BY-GAME STARTERS

OFFENSE

| Game | LT | LG | C | RG | RT | TE | QB | RB/TE | WR | WR | WR |
|------------------|--------|---------|---------|---------|---------|---------|--------|-----------|----------|----------|---------|
| New Mexico State | Sharpe | Thurman | Dillard | Riles | Halter | McGee | Harris | Taylor | Robinson | Callaway | Powell |
| East Carolina | Sharpe | Thurman | Dillard | Riles | Halter | McGee | Grier | Taylor | Fulwood | Callaway | Powell |
| Kentucky | Sharpe | Thurman | Dillard | Riles | Halter | McGee | Grier | Cronkrite | Fulwood | Callaway | Powell |
| Tennessee | Sharpe | Thurman | Dillard | Riles | Halter | McGee | Grier | Taylor | Robinson | Callaway | Powell |
| Ole Miss | Sharpe | Thurman | Dillard | Riles | Halter | McGee | Grier | Taylor | Robinson | Callaway | Powell |
| Missouri | Sharpe | Thurman | Dillard | Riles | Halter | McGee | Grier | Taylor | Robinson | Callaway | Goolsby |
| LSU | Sharpe | Ivey | Dillard | Thurman | Halter | McGee | Harris | Taylor | Robinson | Callaway | Goolsby |
| Georgia | Sharpe | Ivey | Dillard | Thurman | Halter | McGee | Harris | Taylor | Robinson | Callaway | Powell |
| Vanderbilt | Halter | Ivey | Dillard | Thurman | Johnson | McGee | Harris | Scarlett | Thompson | Callaway | Powell |
| South Carolina | Sharpe | Ivey | Dillard | Thurman | Halter | McGee | Harris | Goolsby | Robinson | Callaway | Powell |
| Florida Atlantic | Sharpe | Ivey | Dillard | Thurman | Halter | McGee | Harris | Taylor | Robinson | Callaway | Powell |
| Florida State | Sharpe | Ivey | Thurman | Jordan | Halter | McGee | Harris | Taylor | Thompson | Callaway | Goolsby |
| Alabama | Sharpe | Ivey | Thurman | Jordan | Halter | McGee | Harris | Taylor | Showers | Lewis | Goolsby |
| Michigan | Sharpe | Ivey | Thurman | Jordan | Johnson | Goolsby | Harris | Taylor | Robinson | Callaway | Powell |

DEFENSE

| Game | NT | DT | DE | Rush/DE | WLB | MLB | CB | CB | S | S | NICK/LB/CB |
|------------------|----------|-----------|---------|------------|----------|----------|------------|------------|------------|------------|-----------------|
| New Mexico State | Bullard | Brantley | Cox | Sherit | Anzalone | Morrison | Hargreaves | Wilson | Poole | Washington | Tabor |
| East Carolina | Bullard | Brantley | Cox | Sherit | Anzalone | Morrison | Tabor | Wilson | Harris | Washington | Poole |
| Kentucky | Bullard | Brantley | Cox | Jefferson | Davis | Morrison | Hargreaves | Wilson | Maye | Neal | Poole |
| Tennessee | Ivie | Jefferson | Bullard | Cox | Davis | Morrison | Wilson | Hargreaves | Maye | Neal | Poole |
| Ole Miss | Ivie | Bryan | Bullard | Cox | Davis | Morrison | Wilson | Hargreaves | Maye | Neal | McCalister (LB) |
| Missouri | Bullard | Ivie | Sherit | McCalister | Davis | Morrison | Wilson | Hargreaves | Maye | Neal | Poole |
| LSU | Bullard | Brantley | Cox | McCalister | Davis | Morrison | Wilson | Hargreaves | Washington | Neal | Maye |
| Georgia | Bullard | Brantley | Cox | McCalister | Davis | Morrison | Tabor | Hargreaves | Maye | Neal | Poole |
| Vanderbilt | Brantley | Bullard | Cox | McCalister | Davis | Morrison | Tabor | Hargreaves | Maye | Neal | J. Powell |
| South Carolina | Brantley | Bullard | Cox | McCalister | Davis | Morrison | Tabor | Hargreaves | Maye | Washington | Wilson |
| Florida Atlantic | Clark | Bullard | Cox | Jefferson | Davis | Morrison | Tabor | Hargreaves | Maye | Neal | Rolin |
| Florida State | Ivie | Bullard | Cox | Brantley | Davis | Morrison | Tabor | Hargreaves | Maye | Neal | J. Powell |
| Alabama | Brantley | Ivie | Cox | Bullard | Davis | Morrison | Tabor | Hargreaves | Maye | Neal | Wilson |
| Michigan | Brantley | Bullard | Sherit | Jefferson | Davis | Morrison | Tabor | Hargreaves | Maye | Neal | Rolin |

CAREER STARTS

| OFFENSE | 2015 | 2014 | 2013 | 2012 | Total | Streak | DEFENSE | 2015 | 2014 | 2013 | 2012 | Total | Streak |
|-----------------------|------|------|------|------|-------|--------|-----------------------|------|------|------|------|-------|--------|
| Trip Thurman, OL | 14 | 10 | 0 | 0 | 24 | 19 | Antonio Morrison, LB | 14 | 12 | 7 | 4 | 36 | 25 |
| Mason Halter, LT | 13 | 0 | 0 | 0 | 13 | 0 | Jonathan Bullard, DE | 14 | 12 | 8 | 1 | 35 | 26 |
| Jake McGee, TE | 13 | 0 | 0 | 0 | 13 | 0 | Bryan Cox Jr., DE | 12 | 10 | 0 | 0 | 22 | 0 |
| Antonio Callaway, WR | 13 | 0 | 0 | 0 | 13 | 1 | Vernon Hargreaves, CB | 13 | 12 | 10 | 0 | 35 | 12 |
| David Sharpe, RT | 13 | 0 | 0 | 0 | 13 | 5 | Marcus Maye, DB | 12 | 9 | 2 | 0 | 23 | 12 |
| Cam Dillard, NT | 11 | 0 | 0 | 0 | 11 | 0 | Keanu Neal, S | 11 | 8 | 0 | 0 | 19 | 4 |
| Kelvin Taylor, RB | 11 | 2 | 4 | 0 | 17 | 4 | Jarrad Davis, LB | 11 | 2 | 0 | 0 | 13 | 11 |
| Brandon Powell, WR | 10 | 2 | 0 | 0 | 12 | 1 | Caleb Brantley, DT | 10 | 1 | 0 | 0 | 11 | 3 |
| Demarcus Robinson, WR | 9 | 11 | 0 | 0 | 20 | 1 | Quincy Wilson, CB | 9 | 2 | 0 | 0 | 11 | 0 |
| Treon Harris, QB | 9 | 6 | 0 | 0 | 15 | 8 | Teez Tabor, CB | 9 | 5 | 0 | 0 | 14 | 7 |
| Martez Ivey, OL | 8 | 0 | 0 | 0 | 8 | 8 | Alex McCalister, Rush | 6 | 0 | 0 | 0 | 6 | 0 |
| Antonio Riles, RG | 6 | 0 | 0 | 0 | 6 | 0 | Brian Poole, CB | 6 | 10 | 6 | 0 | 22 | 0 |
| DeAndre Goolsby, TE | 6 | 0 | 0 | 0 | 6 | 3 | Joey Ivie, DT | 5 | 1 | 0 | 0 | 6 | 0 |
| Will Grier, QB | 5 | 0 | 0 | 0 | 5 | 0 | Nick Washington, S | 4 | 0 | 0 | 0 | 4 | 0 |
| Ahmad Fulwood, WR | 2 | 5 | 0 | 0 | 7 | 0 | Jordan Sherit, Rush | 4 | 0 | 0 | 0 | 4 | 1 |
| Chris Thompson, WR | 2 | 0 | 1 | 0 | 3 | 0 | Cece Jefferson, DE | 4 | 0 | 0 | 0 | 4 | 1 |
| Tyler Jordan, RG | 2 | 0 | 0 | 0 | 2 | 1 | Alex Anzalone, SLB | 2 | 0 | 0 | 0 | 2 | 0 |
| Fred Johnson, RT | 2 | 0 | 0 | 0 | 2 | 1 | Jeremi Powell, LB | 2 | 0 | 0 | 0 | 2 | 0 |
| Jordan Cronkrite, RB | 1 | 0 | 0 | 0 | 1 | 0 | Matt Rolin | 2 | 0 | 0 | 0 | 2 | 1 |
| Jordan Scarlett, RB | 1 | 0 | 0 | 0 | 1 | 0 | Taven Bryan, NT | 1 | 0 | 0 | 0 | 1 | 0 |
| C'yontai Lewis | 1 | 0 | 0 | 0 | 1 | 0 | Marcell Harris, S | 1 | 0 | 0 | 0 | 1 | 0 |
| Valdez Showers | 1 | 0 | 0 | 0 | 1 | 0 | Kahairi Clark | 1 | 0 | 0 | 0 | 1 | 0 |
| C.J. Worton, WR | 0 | 1 | 0 | 0 | 1 | 0 | Duke Dawson, CB | 0 | 1 | 0 | 0 | 1 | 0 |
| Latroy Pittman, WR | 0 | 9 | 0 | 1 | 10 | 0 | | | | | | | |
| Raphael Andrades, WR | 0 | 0 | 0 | 3 | 3 | 0 | | | | | | | |

Note: Some starts may be at positions other than the ones listed.

NON-OFFENSIVE SCORES
FLORIDA - 6

Washington 0-yd fumb. return
 Tabor 39-yd int. return
 Tabor 40-yd int. return
 Callaway 72-yd punt return
 FSU fumb recovery in endzone-safety
 Callaway 85-yd punt return

TOTALS: 2 INT returns, 1 FUMB return, 1 PUNT return, 1 SAFETY

OPPONENTS - 2

Rose 0-yd fumb. return
 UF punt blocked, recovered in endzone-Alabama safety
TOTALS: 0 INT return, 2 FUMB return, 0 PUNT return

100-YARD GAMES
**100+
Yard Receiving Games**

| Player | 2015 | 2014 | 2013 | 2012 | Career |
|--------------|----------|----------|----------|----------|----------|
| Robinson | 1 | 4 | 0 | 0 | 5 |
| Callaway | 3 | - | - | - | 3 |
| TOTAL | 4 | 4 | 0 | 0 | 8 |

100+ Yard Rushing Games

| Player | 2015 | 2014 | 2013 | 2012 | Career |
|--------------|----------|----------|----------|----------|----------|
| Harris | 0 | 1 | 0 | 0 | 1 |
| Taylor | 5 | 1 | 0 | 0 | 6 |
| TOTAL | 5 | 2 | 0 | 0 | 7 |

200-YARD GAMES
200+ Yard Passing Games

| Player | 2015 | 2014 | 2013 | 2012 | Career |
|--------------|----------|----------|----------|----------|----------|
| Harris | 3 | 1 | 0 | 0 | 4 |
| Grier | 3 | - | - | - | 3 |
| TOTAL | 6 | 1 | 0 | 0 | 7 |

200+ Yard Receiving Games

| Player | 2015 | 2014 | 2013 | 2012 | Career |
|--------------|----------|----------|----------|----------|----------|
| Robinson | 0 | 1 | 0 | 0 | 1 |
| TOTAL | 0 | 1 | 0 | 0 | 1 |

RED ZONE
FLORIDA

| Opponent | No. | TDs | FG | Score Pct. | TD Pct. | TO | Failed Dwn. | EQ | MFG |
|------------------|-----------|-----------|----------|-------------|-------------|----------|----------------|----------|----------|
| New Mexico State | 8 | 6 | 2 | 1.000 | 75.0 | 0 | 0 | 0 | 0 |
| East Carolina | 5 | 2 | 1 | .600 | 40.0 | 0 | 0 | 0 | 2 |
| Kentucky | 4 | 2 | 0 | .500 | 50.0 | 1 | 0 | 0 | 1 |
| Tennessee | 3 | 3 | 0 | 1.000 | 100.0 | 0 | 0 | 0 | 0 |
| Ole Miss | 5 | 3 | 2 | 1.000 | 60.0 | 0 | 0 | 0 | 0 |
| Missouri | 3 | 2 | 0 | .667 | .667 | 0 | 0 | 0 | 1 |
| LSU | 3 | 3 | 0 | 1.000 | 1.000 | 0 | 0 | 0 | 0 |
| Georgia | 4 | 2 | 0 | .500 | .500 | 0 | 0 | 0 | 0 |
| Vanderbilt | 3 | 1 | 0 | .333 | .333 | 0 | 1 | 0 | 0 |
| South Carolina | 3 | 2 | 0 | .667 | .667 | 1 | 0 | 0 | 0 |
| Florida Atlantic | 4 | 1 | 0 | .333 | .333 | 0 | 0 | 0 | 2 |
| Florida State | 3 | 0 | 0 | .000 | .000 | 1 | 2 | 0 | 1 |
| Alabama | 0 | 0 | 0 | .000 | .000 | 0 | 0 | 0 | 0 |
| Michigan | 3 | 1 | 0 | .333 | .333 | 2 | 0 | 0 | 0 |
| TOTAL | 51 | 34 | 5 | .744 | .667 | 5 | 4 | 0 | 7 |

OPPONENTS

| Team | No. | TDs | FG | Score Pct. | TD Pct. | TO | Failed Dwn. | EQ | MFG |
|------------------|-----------|-----------|-----------|-------------|-------------|----------|----------------|----------|----------|
| New Mexico State | 1 | 1 | 0 | 1.000 | 1.000 | 0 | 0 | 0 | 0 |
| East Carolina | 4 | 1 | 1 | .500 | .250 | 1 | 1 | 0 | 0 |
| Kentucky | 2 | 0 | 2 | 1.000 | 0.00 | 0 | 0 | 0 | 0 |
| Tennessee | 4 | 2 | 2 | 1.000 | .500 | 0 | 0 | 0 | 0 |
| Ole Miss | 3 | 1 | 1 | .667 | .333 | 0 | 0 | 0 | 1 |
| Missouri | 1 | 0 | 1 | 1.000 | .000 | 0 | 0 | 0 | 0 |
| LSU | 4 | 4 | 0 | 1.000 | 1.000 | 0 | 0 | 0 | 0 |
| Georgia | 2 | 0 | 1 | .500 | .000 | 1 | 0 | 0 | 0 |
| Vanderbilt | 0 | 0 | 0 | .000 | .000 | 0 | 0 | 0 | 0 |
| South Carolina | 1 | 1 | 0 | 1.000 | 1.000 | 0 | 0 | 0 | 0 |
| Florida Atlantic | 2 | 1 | 0 | .500 | .500 | 0 | 0 | 0 | 0 |
| Florida State | 2 | 2 | 0 | 1.000 | 1.000 | 0 | 0 | 0 | 0 |
| Alabama | 6 | 2 | 2 | .667 | .333 | 0 | 0 | 0 | 1 |
| Michigan | 7 | 4 | 2 | .857 | .571 | 0 | 0 | 0 | 0 |
| TOTAL | 39 | 19 | 12 | .795 | .487 | 2 | 1 | 0 | 1 |

TO: Turnover; Dwn.: Loss of possession on downs; EQ: End of quarter/half/game; MFG: Missed/blocked Field Goal

WHAT HAPPENS ON 1ST DOWN

| Team | Plays | Yards | Avg. | Rush | Yards | Avg. | Pct. | Pass | Yards | Avg. | Pct. |
|----------------|-------|-------|------|------|-------|------|------|------|-------|------|------|
| FLORIDA | 382 | 2049 | 5.36 | 219 | 817 | 3.73 | 57.4 | 163 | 1232 | 7.55 | 42.6 |
| Opponents | 376 | 1826 | 4.82 | 226 | 884 | 3.91 | 60.2 | 150 | 942 | 6.28 | 39.8 |

3RD DOWN CONVERSIONS

| 3rd down and ... | 1 | 2 | 3 | 4 | 5 | 6 | 7 | 8 | 9 | 10 | 11 | 12 | 13 | 14 | 15+ | Total | Pct. |
|-----------------------|-------|------|-------|------|------|------|------|------|------|------|------|------|------|------|------|--------|------|
| FLORIDA | 1-1 | 1-1 | 2-2 | -- | -- | 1-2 | 0-1 | 0-1 | 0-1 | 0-1 | 1-1 | -- | -- | -- | 1-2 | 7-13 | |
| Michigan | -- | 2-3 | 0-1 | 1-1 | 2-2 | 0-1 | -- | 1-1 | -- | 1-1 | 2-2 | -- | -- | -- | -- | 9-12 | |
| 3rd down and ... | 1 | 2 | 3 | 4 | 5 | 6 | 7 | 8 | 9 | 10 | 11 | 12 | 13 | 14 | 15+ | Total | Pct. |
| FLORIDA TOTALS | 15-19 | 9-11 | 12-23 | 9-20 | 2-14 | 6-17 | 3-15 | 4-16 | 0-7 | 0-14 | 3-6 | 5-7 | 0-3 | 3-7 | 0-20 | 75-195 | 38.4 |
| Opponent Totals | 11-18 | 7-11 | 6-14 | 4-14 | 8-24 | 5-18 | 5-16 | 4-14 | 2-14 | 7-25 | 3-11 | 0-8 | 1-9 | 1-5 | 0-14 | 63-192 | 32.8 |
| 3rd down and ... | 1 | 2 | 3 | 4 | 5 | 6 | 7 | 8 | 9 | 10 | 11 | 12 | 13 | 14 | 15+ | | |
| UF PERCENTAGE | 78.9 | 81.2 | 52.2 | 45.0 | 14.3 | 35.2 | 20.0 | 25.5 | 0 | 0 | 50.0 | 71.4 | 0 | 42.8 | 0 | | |
| Opp. Percentage | 61.1 | 63.6 | 42.8 | 28.5 | 33.3 | 27.7 | 31.2 | 28.5 | 14.2 | 28.0 | 27.7 | 0 | 12.5 | 20.0 | 0 | | |

FLORIDA OFFENSIVE SCORING DRIVES

| Opponent | Plays | TOP | Quarter | Net Yards | How Acquired (Yd. Line) | Scoring Play |
|------------------|-------|------|---------|-----------|-------------------------|--------------------------------|
| New Mexico State | 4 | 2:02 | 1st | 63 | Punt (UF 37) | Harris 37-yd pass to Powell |
| New Mexico State | 8 | 4:34 | 1st | 89 | Punt (UF 11) | Taylor 9-yd run |
| New Mexico State | 5 | 1:37 | 2nd | 50 | Punt (UF 50) | Grier 12-yd pass to Lewis |
| New Mexico State | 6 | 3:11 | 2nd | 74 | Kickoff (UF 26) | Grier 4-yd run |
| New Mexico State | 7 | 1:22 | 2nd | 75 | Kickoff (UF 25) | Grier 32-yd pass to Lewis |
| New Mexico State | 7 | 3:38 | 3rd | 26 | Punt (NM 42) | Hardin 34-yd FG |
| New Mexico State | 5 | 2:36 | 3rd | 31 | Interception (NM 31) | Cronkrite 3-yd run |
| New Mexico State | 9 | 3:30 | 3rd | 33 | Punt (UF 48) | Hardin 36-yd FG |
| New Mexico State | 11 | 5:26 | 4th | 65 | Punt (UF 35) | Scarlett 4-yd run |
| New Mexico State | 7 | 3:43 | 4th | 56 | Punt (UF 44) | Harris 6-yd pass to Worton |
| East Carolina | 8 | 3:41 | 1st | 38 | Punt (UF 42) | Hardin 37-yd FG |
| East Carolina | 4 | 1:23 | 1st | 74 | Punt (UF 26) | Grier 32-yd pass to Goolsby |
| East Carolina | 8 | 3:32 | 3rd | 57 | Kickoff (UF 43) | Grier 6-yd pass to Robinson |
| East Carolina | 11 | 5:28 | 4th | 75 | Kickoff (UF 25) | Taylor 7-yd run |
| Kentucky | 5 | 2:24 | 1st | 19 | Interception (UK 19) | Grier 1-yd run |
| Kentucky | 10 | 5:31 | 2nd | 57 | Punt (UF 43) | Taylor 3-yd run |
| Tennessee | 4 | 1:41 | 1st | 70 | Punt (UF 30) | Taylor 5-yd run |
| Tennessee | 5 | 1:19 | 3rd | 29 | Fumble (TN 29) | Taylor 4-yd run |
| Tennessee | 17 | 6:10 | 4th | 86 | Kickoff (UF 14) | Grier 5-yd pass to Powell |
| Tennessee | 4 | 0:52 | 4th | 59 | Punt (UF 41) | Grier 63-yd pass to Callaway |
| Ole Miss | 5 | 2:18 | 1st | 61 | Punt (UF 39) | Grier 36-yd pass to Robinson |
| Ole Miss | 5 | 1:56 | 1st | 24 | Fumble (OM 28) | Grier 2-yd pass to McGee |
| Ole Miss | 3 | 0:57 | 2nd | 81 | Punt (UF 19) | Grier 77-yd pass to Powell |
| Ole Miss | 13 | 4:30 | 2nd | 91 | Punt (UF 9) | Grier 15-yd pass to Callaway |
| Ole Miss | 7 | 3:32 | 4th | 37 | Fumble (UF 50) | Powell 31-yd FG |
| Ole Miss | 1 | 0:03 | 4th | 1 | Fumble (OM 1) | Cronkrite 1-yd run |
| Missouri | 12 | 5:29 | 1st | 75 | Kickoff (UF 25) | Taylor 1-yd run |
| Missouri | 8 | 3:57 | 1st | 82 | Punt (UF 18) | Taylor 1-yd run |
| LSU | 4 | 2:06 | 1st | 13 | Fumble (LSU 13) | Harris 4-yd pass to McGee |
| LSU | 4 | 0:44 | 2nd | 80 | Kickoff (UF 20) | Harris 19-yd pass to McGee |
| LSU | 10 | 5:10 | 3rd | 66 | Punt (UF 34) | Taylor 2-yd run |
| Georgia | 5 | 2:39 | 2nd | 79 | Punt (UF 21) | Harris 66-yd pass to Callaway |
| Georgia | 2 | 0:50 | 2nd | 5 | Interception (UGA 5) | Taylor 3-yd run |
| Georgia | 5 | 3:08 | 4th | 80 | Interception (UF 20) | Taylor 16-yd run |
| Vanderbilt | 6 | 2:29 | 1st | 41 | Punt (VU 40) | Taylor 3-yd run |
| Vanderbilt | 6 | 3:15 | 4th | 20 | Punt (VU 45) | Hardin 43-yd FG |
| South Carolina | 15 | 6:38 | 1st | 87 | Punt (UF 13) | Cronkrite 3-yd run |
| South Carolina | 12 | 7:11 | 2nd | 76 | Punt (UF 24) | Harris 41-yd pass to Cronkrite |
| South Carolina | 12 | 6:20 | 3rd | 70 | Punt (UF 9) | Hardin 39-yd FG |
| South Carolina | 6 | 2:48 | 4th | 75 | Kickoff (UF 25) | Taylor 1-yd run |
| Florida Atlantic | 2 | 0:17 | 3rd | 2 | Fumble (FAU 2) | Taylor 1-yd run |
| Florida Atlantic | 4 | 2:13 | 3rd | 91 | Punt (UF 9) | Harris 53-yd pass to Callaway |
| Florida Atlantic | 3 | 0:00 | OT | 25 | OT Start (FAU 25) | Harris 13-yd pass to McGee |
| Alabama | 3 | 0:59 | 4th | 81 | Punt (UF 19) | Harris 46-yd pass to Worton |
| Michigan | 8 | 3:56 | 1st | 75 | Kickoff (UF 25) | Callaway 2-yd pass to Harris |

| Opponent | Plays | TOP | Quarter | Net Yards | How Acquired (Yd. Line) | Scoring Play |
|------------------|-------|------|---------|-----------|-------------------------|------------------------------|
| New Mexico State | 6 | 1:51 | 2nd | 18 | Fumble (UF 18) | Rose III 8-yd run |
| New Mexico State | 5 | 1:31 | 2nd | 75 | Kickoff (NM 25) | Rogers 31-yd pass to Morgan |
| East Carolina | 8 | 3:34 | 1st | 75 | Kickoff (ECU 25) | Kemp 31-yd pass to Grayson |
| East Carolina | 1 | 0:08 | 3rd | 27 | Interception (UF 27) | Kemp 27-yd pass to Jones |
| East Carolina | 5 | 1:48 | 4th | 21 | Fumble (UF 34) | Plowman 30-yd FG |
| East Carolina | 10 | 3:53 | 4th | 66 | Kickoff (ECU 34) | Kemp 7-yd pass to Williams |
| Kentucky | 14 | 6:44 | 1st | 64 | Kickoff (UK 25) | MacGinnis 29-yd FG |
| Kentucky | 14 | 6:28 | 3rd | 75 | Interception (UK 20) | MacGinnis 22-yd FG |
| Kentucky | 5 | 1:53 | 4th | 41 | Punt (UK 31) | MacGinnis 45-yd FG |
| Tennessee | 1 | 0:14 | 1st | 58 | Punt (TN 42) | Jennings 58-yd pass to Dobbs |
| Tennessee | 8 | 3:26 | 2nd | 84 | Punt (TN 16) | Hurd 1-yd run |
| Tennessee | 6 | 2:26 | 2nd | 70 | Punt (TN 14) | Medley 34-yd FG |
| Tennessee | 9 | 3:53 | 3rd | 56 | Kickoff (TN 25) | Medley 37-yd FG |
| Tennessee | 16 | 7:26 | 4th | 70 | Punt (TN 30) | Hurd 10-yd run |
| Ole Miss | 19 | 9:35 | 3rd | 70 | Kickoff (OM 25) | Wunderlich 22-yd FG |
| Ole Miss | 10 | 2:16 | 4th | 75 | Kickoff (OM 25) | Kelly 7-yd pass to Pack |
| Missouri | 7 | 2:03 | 1st | 62 | Kickoff (UM 35) | Baggett 21-yd FG |
| LSU | 11 | 5:09 | 2nd | 88 | Punt (LSU 12) | Fournette 2-yd run |
| LSU | 9 | 5:12 | 2nd | 67 | Punt (LSU 22) | Harris 9-yd pass to Dupre |
| LSU | 2 | 0:51 | 2nd | 58 | Punt (LSU 42) | Fournette 6-yd run |
| LSU | 5 | 1:19 | 2nd | 75 | Kickoff (LSU 25) | Harris 50-yd pass to Dupre |
| LSU | 11 | 5:24 | 4th | 75 | Kickoff (LSU 25) | Domingue 16-yd run |
| Georgia | 6 | 2:06 | 3rd | 16 | Fumble (UF 25) | Morgan 27-yd FG |
| Vanderbilt | 1 | 0:11 | 2nd | 74 | Interception (VU 26) | Webb 74-yd run |
| South Carolina | 8 | 3:17 | 4th | 64 | Downs (SC 36) | Cooper 17-yd pass to Orth |
| South Carolina | 5 | 1:58 | 4th | 79 | Punt (SC 21) | Orth 38-yd pass to Cooper |
| Florida Atlantic | 9 | 7:55 | 3rd | 75 | Kickoff (FAU 25) | Johnson 10-yd pass to Woods |
| Florida State | 5 | 1:45 | 2nd | 13 | Punt (UF 41) | Aguayo 45-yd FG |
| Florida State | 7 | 2:55 | 2nd | 74 | Punt (FSU 26) | Maguire 1-yd pass to Kerr |
| Florida State | 10 | 4:40 | 3rd | 46 | Punt (FSU 20) | Aguayo 51-yd FG |
| Florida State | 4 | 1:29 | 4th | 52 | Punt (FSU 48) | Cook 15-yd run |
| Florida State | 7 | 3:34 | 4th | 90 | Downs (FSU 10) | Cook 29-yd run |
| Alabama | 14 | 6:08 | 2nd | 64 | Kickoff (UA 25) | Griffith 28-yd FG |
| Alabama | 3 | 1:02 | 2nd | 58 | Punt (UA 42) | Henry 2-yd run |
| Alabama | 12 | 6:49 | 3rd | 65 | Kickoff (UA 22) | Griffith 30-yd FG |
| Alabama | 10 | 4:47 | 3rd | 81 | Punt (UA 19) | Coker 32-yd pass to Stewart |
| Alabama | 9 | 4:26 | 4th | 57 | Punt (UA 43) | Coker 9-yd pass to Mullaney |
| Michigan | 9 | 4:29 | 1st | 73 | Interception (UM 27) | Johnson 4-yd run |
| Michigan | 8 | 3:49 | 2nd | 80 | Punt (UM 20) | Rudock 31-yd pass to Chesson |
| Michigan | 12 | 5:00 | 2nd | 77 | Interception (UM 20) | Allen 21-yd FG |
| Michigan | 12 | 6:13 | 3rd | 69 | Kickoff (UM 31) | Rudock 3-yd pass to Perry |
| Michigan | 5 | 2:33 | 3rd | 58 | Punt (UM 42) | Houma 2-yd run |
| Michigan | 12 | 5:14 | 4th | 84 | Punt (UM 16) | Rudock 8-yd pass to Johnson |
| Michigan | 9 | 4:14 | 4th | 34 | Downs (UF 41) | Allen 25-yd FG |

2015 Florida Football
Florida Game Results (as of Jan 05, 2016)
All games

| Date | Opponent | | Score | Overall | Conference | Time | Attend |
|----------------|-------------------|----|--------------|----------------|-------------------|-------------|---------------|
| Sep 05, 2015 | NEW MEXICO ST. | W | 61-13 | 1-0 | 0-0 | 3:22 | 90227 |
| Sep 12, 2015 | EAST CAROLINA | W | 31-24 | 2-0 | 0-0 | 3:36 | 88034 |
| * Sep 19, 2015 | at Kentucky | W | 14-9 | 3-0 | 1-0 | 3:12 | 63040 |
| * Sep 26, 2015 | TENNESSEE | W | 28-27 | 4-0 | 2-0 | 3:46 | 90527 |
| * Oct 03, 2015 | #3 OLE MISS | W | 38-10 | 5-0 | 3-0 | 3:13 | 90585 |
| * Oct 10, 2015 | at Missouri | W | 21-3 | 6-0 | 4-0 | 3:21 | 70767 |
| * Oct 17, 2015 | at #6 LSU | L | 28-35 | 6-1 | 4-1 | 3:34 | 102321 |
| * Oct 31, 2015 | vs Georgia | W | 27-3 | 7-1 | 5-1 | 3:30 | 84628 |
| * Nov 07, 2015 | VANDERBILT | W | 9-7 | 8-1 | 6-1 | 3:24 | 90061 |
| * Nov 14, 2015 | at South Carolina | W | 24-14 | 9-1 | 7-1 | 3:11 | 78536 |
| Nov 21, 2015 | FLORIDA ATLANTIC | Wo | 20-14 | 10-1 | 7-1 | 3:33 | 90107 |
| Nov 28, 2015 | #14 FLORIDA STATE | L | 2-27 | 10-2 | 7-1 | 3:37 | 90916 |
| Dec 05, 2015 | vs #2 Alabama | L | 15-29 | 10-3 | 7-1 | 3:40 | 75320 |
| # Jan 01, 2016 | vs Michigan | L | 7-41 | 10-4 | 7-1 | 3:19 | 63113 |

2015 Florida Football
Florida Overall Team Statistics (as of Jan 05, 2016)
All games

| Team Statistics | UF | OPP |
|-------------------------|-------------|-------------|
| SCORING | 325 | 256 |
| Points Per Game | 23.2 | 18.3 |
| Points Off Turnovers | 88 | 47 |
| FIRST DOWNS | 234 | 237 |
| Rushing | 96 | 106 |
| Passing | 129 | 111 |
| Penalty | 9 | 20 |
| RUSHING YARDAGE | 1777 | 1793 |
| Yards gained rushing | 2225 | 2294 |
| Yards lost rushing | 448 | 501 |
| Rushing Attempts | 510 | 508 |
| Average Per Rush | 3.5 | 3.5 |
| Average Per Game | 126.9 | 128.1 |
| TDs Rushing | 19 | 12 |
| PASSING YARDAGE | 2899 | 2550 |
| Comp-Att-Int | 229-405-10 | 231-425-14 |
| Average Per Pass | 7.2 | 6.0 |
| Average Per Catch | 12.7 | 11.0 |
| Average Per Game | 207.1 | 182.1 |
| TDs Passing | 20 | 17 |
| TOTAL OFFENSE | 4676 | 4343 |
| Total Plays | 915 | 933 |
| Average Per Play | 5.1 | 4.7 |
| Average Per Game | 334.0 | 310.2 |
| KICK RETURNS: #-Yards | 33-693 | 26-534 |
| PUNT RETURNS: #-Yards | 32-446 | 33-129 |
| INT RETURNS: #-Yards | 14-247 | 10-3 |
| KICK RETURN AVERAGE | 21.0 | 20.5 |
| PUNT RETURN AVERAGE | 13.9 | 3.9 |
| INT RETURN AVERAGE | 17.6 | 0.3 |
| FUMBLES-LOST | 18-7 | 26-11 |
| PENALTIES-Yards | 91-737 | 70-506 |
| Average Per Game | 52.6 | 36.1 |
| PUNTS-Yards | 84-3765 | 89-3940 |
| Average Per Punt | 44.8 | 44.3 |
| Net punt average | 42.1 | 38.6 |
| KICKOFFS-Yards | 65-4096 | 59-3755 |
| Average Per Kick | 63.0 | 63.6 |
| Net kick average | 41.3 | 40.9 |
| TIME OF POSSESSION/Game | 30:58 | 29:02 |
| 3RD-DOWN Conversions | 75/206 | 70/209 |
| 3rd-Down Pct | 36% | 33% |
| 4TH-DOWN Conversions | 14/27 | 12/20 |
| 4th-Down Pct | 52% | 60% |
| SACKS BY-Yards | 40-294 | 46-275 |
| MISC YARDS | 0 | 25 |
| TOUCHDOWNS SCORED | 44 | 30 |
| FIELD GOALS-ATTEMPTS | 7-17 | 15-20 |
| ON-SIDE KICKS | 0-0 | 0-1 |
| RED-ZONE SCORES | (34-51) 67% | (31-39) 79% |
| RED-ZONE TOUCHDOWNS | (29-51) 57% | (19-39) 49% |
| PAT-ATTEMPTS | (36-41) 88% | (29-30) 97% |
| ATTENDANCE | 630457 | 314664 |
| Games/Avg Per Game | 7/90065 | 4/78666 |
| Neutral Site Games | | 3/74354 |

| Score by Quarters | 1st | 2nd | 3rd | 4th | OT | Total |
|--------------------------|------------|------------|------------|------------|-----------|--------------|
| Florida | 91 | 81 | 72 | 75 | 6 | 325 |
| Opponents | 29 | 88 | 50 | 89 | 0 | 256 |

2015 Florida Football
Florida Overall Individual Statistics (as of Jan 05, 2016)
All games

| Rushing | gp-gs | att | gain | loss | net | avg | td | lg | avg/g |
|-------------------|-------|-----|------|------|------|------|----|----|-------|
| Kelvin Taylor | 14-11 | 259 | 1111 | 76 | 1035 | 4.0 | 13 | 53 | 73.9 |
| Treon Harris | 12-9 | 96 | 461 | 223 | 238 | 2.5 | 0 | 25 | 19.8 |
| Jordan Scarlett | 9-1 | 34 | 204 | 23 | 181 | 5.3 | 1 | 60 | 20.1 |
| Jordan Cronkrite | 13-1 | 44 | 166 | 9 | 157 | 3.6 | 3 | 18 | 12.1 |
| Will Grier | 6-5 | 36 | 179 | 63 | 116 | 3.2 | 2 | 38 | 19.3 |
| Brandon Powell | 14-10 | 14 | 32 | 1 | 31 | 2.2 | 0 | 7 | 2.2 |
| Antonio Callaway | 14-13 | 3 | 19 | 0 | 19 | 6.3 | 0 | 9 | 1.4 |
| Josh Grady | 5-0 | 3 | 21 | 3 | 18 | 6.0 | 0 | 14 | 3.6 |
| Case Harrison | 3-0 | 5 | 17 | 0 | 17 | 3.4 | 0 | 8 | 5.7 |
| Mark Herndon | 14-0 | 4 | 14 | 2 | 12 | 3.0 | 0 | 12 | 0.9 |
| Demarcus Robinson | 13-9 | 1 | 1 | 0 | 1 | 1.0 | 0 | 1 | 0.1 |
| Taven Bryan | 12-1 | 1 | 0 | 1 | -1 | -1.0 | 0 | 0 | -0.1 |
| Johnny Townsend | 14-0 | 1 | 0 | 3 | -3 | -3.0 | 0 | 0 | -0.2 |
| Team | 9-0 | 9 | 0 | 44 | -44 | -4.9 | 0 | 0 | -4.9 |
| Total | 14 | 510 | 2225 | 448 | 1777 | 3.5 | 19 | 60 | 126.9 |
| Opponents | 14 | 508 | 2294 | 501 | 1793 | 3.5 | 12 | 74 | 128.1 |

| Passing | gp-gs | effic | comp-att-int | pct | yds | td | lg | avg/g |
|-------------------|-------|--------|--------------|-------|------|----|----|-------|
| Treon Harris | 12-9 | 118.08 | 119-235-6 | 50.6 | 1676 | 9 | 66 | 139.7 |
| Will Grier | 6-5 | 145.43 | 106-161-3 | 65.8 | 1204 | 10 | 77 | 200.7 |
| Josh Grady | 5-0 | 94.67 | 2-3-0 | 66.7 | 10 | 0 | 7 | 2.0 |
| Johnny Townsend | 14-0 | -20.60 | 1-2-1 | 50.0 | 7 | 0 | 7 | 0.5 |
| Alvin Bailey | 10-0 | 0.00 | 0-1-0 | 0.0 | 0 | 0 | 0 | 0.0 |
| Demarcus Robinson | 13-9 | 0.00 | 0-1-0 | 0.0 | 0 | 0 | 0 | 0.0 |
| Antonio Callaway | 14-13 | 446.80 | 1-1-0 | 100.0 | 2 | 1 | 2 | 0.1 |
| Team | 9-0 | 0.00 | 0-1-0 | 0.0 | 0 | 0 | 0 | 0.0 |
| Total | 14 | 128.03 | 229-405-10 | 56.5 | 2899 | 20 | 77 | 207.1 |
| Opponents | 14 | 111.36 | 231-425-14 | 54.4 | 2550 | 17 | 58 | 182.1 |

| Receiving | gp-gs | no. | yds | avg | td | lg | avg/g |
|-------------------|-------|-----|------|------|----|----|-------|
| Demarcus Robinson | 13-9 | 48 | 522 | 10.9 | 2 | 38 | 40.2 |
| Jake McGee | 13-13 | 41 | 381 | 9.3 | 4 | 19 | 29.3 |
| Antonio Callaway | 14-13 | 35 | 678 | 19.4 | 4 | 66 | 48.4 |
| Brandon Powell | 14-10 | 29 | 390 | 13.4 | 3 | 77 | 27.9 |
| DeAndre Goolsby | 14-6 | 17 | 277 | 16.3 | 1 | 34 | 19.8 |
| Kelvin Taylor | 14-11 | 17 | 150 | 8.8 | 0 | 43 | 10.7 |
| Jordan Cronkrite | 13-1 | 6 | 89 | 14.8 | 1 | 41 | 6.8 |
| Valdez Showers | 14-1 | 6 | 64 | 10.7 | 0 | 18 | 4.6 |
| Ahmad Fulwood | 14-2 | 6 | 61 | 10.2 | 0 | 21 | 4.4 |
| Chris Thompson | 13-2 | 5 | 48 | 9.6 | 0 | 20 | 3.7 |
| C'yontai Lewis | 9-1 | 4 | 75 | 18.8 | 2 | 32 | 8.3 |
| C.J. Worton | 5-0 | 4 | 69 | 17.2 | 2 | 46 | 13.8 |
| Alvin Bailey | 10-0 | 3 | 49 | 16.3 | 0 | 26 | 4.9 |
| Treon Harris | 12-9 | 2 | -5 | -2.5 | 1 | 2 | -0.4 |
| Josh Grady | 5-0 | 1 | 25 | 25.0 | 0 | 25 | 5.0 |
| Mark Herndon | 14-0 | 1 | 9 | 9.0 | 0 | 9 | 0.6 |
| CeCe Jefferson | 14-4 | 1 | 7 | 7.0 | 0 | 7 | 0.5 |
| Vernon Hargreaves | 13-13 | 1 | 6 | 6.0 | 0 | 6 | 0.5 |
| Roger Dixon | 10-0 | 1 | 3 | 3.0 | 0 | 3 | 0.3 |
| Jordan Scarlett | 9-1 | 1 | 1 | 1.0 | 0 | 1 | 0.1 |
| Total | 14 | 229 | 2899 | 12.7 | 20 | 77 | 207.1 |
| Opponents | 14 | 231 | 2550 | 11.0 | 17 | 58 | 182.1 |

| Punt Returns | no. | yds | avg | td | lg |
|-------------------|-----|-----|------|----|----|
| Antonio Callaway | 28 | 435 | 15.5 | 2 | 85 |
| Vernon Hargreaves | 2 | 11 | 5.5 | 0 | 11 |
| Brandon Powell | 1 | 0 | 0.0 | 0 | 0 |
| Alvin Bailey | 1 | 0 | 0.0 | 0 | 0 |
| Total | 32 | 446 | 13.9 | 2 | 85 |
| Opponents | 33 | 129 | 3.9 | 0 | 22 |

| Interceptions | no. | yds | avg | td | lg |
|-------------------|-----|-----|------|----|----|
| Vernon Hargreaves | 4 | 152 | 38.0 | 0 | 53 |
| Jalen Tabor | 4 | 82 | 20.5 | 2 | 40 |
| Marcus Maye | 2 | 0 | 0.0 | 0 | 0 |
| Quincy Wilson | 2 | 13 | 6.5 | 0 | 11 |
| Keanu Neal | 1 | 0 | 0.0 | 0 | 0 |
| Jarrad Davis | 1 | 0 | 0.0 | 0 | 0 |
| Total | 14 | 247 | 17.6 | 2 | 53 |
| Opponents | 10 | 3 | 0.3 | 0 | 3 |

| Kick Returns | no. | yds | avg | td | lg |
|-------------------|-----|-----|------|----|----|
| Brandon Powell | 24 | 510 | 21.2 | 0 | 71 |
| Vernon Hargreaves | 4 | 82 | 20.5 | 0 | 25 |
| Antonio Callaway | 3 | 79 | 26.3 | 0 | 37 |
| Valdez Showers | 2 | 22 | 11.0 | 0 | 14 |
| Total | 33 | 693 | 21.0 | 0 | 71 |
| Opponents | 26 | 534 | 20.5 | 0 | 37 |

| Fumble Returns | no. | yds | avg | td | lg |
|-----------------|-----|-----|------|----|----|
| Alex McCalister | 2 | 16 | 8.0 | 0 | 11 |
| Taven Bryan | 1 | 48 | 48.0 | 0 | 48 |
| CeCe Jefferson | 1 | 11 | 11.0 | 0 | 11 |
| Bryan Cox | 1 | 4 | 4.0 | 0 | 4 |
| Nick Washington | 0 | 0 | 0.0 | 1 | 0 |
| Total | 5 | 79 | 15.8 | 1 | 48 |
| Opponents | 0 | 0 | 0.0 | 1 | 0 |

2015 Florida Football
Florida Overall Individual Statistics (as of Jan 05, 2016)
All games

| Scoring | td | fg | PAT | | | | dxp | saf | pts |
|-------------------|----|-------|-------|------|-----|------|-----|-----|-----|
| | | | kick | rush | rcv | pass | | | |
| Kelvin Taylor | 13 | - | - | - | - | - | - | - | 78 |
| Austin Hardin | - | 5-14 | 24-27 | - | - | - | - | - | 39 |
| Antonio Callaway | 6 | - | - | - | - | - | - | - | 36 |
| Jake McGee | 4 | - | - | - | - | - | - | - | 24 |
| Jordan Cronkrite | 4 | - | - | - | - | - | - | - | 24 |
| Brandon Powell | 3 | - | - | - | - | - | - | - | 18 |
| Jorge Powell | - | 2-3 | 10-11 | - | - | - | - | - | 16 |
| Jalen Tabor | 2 | - | - | - | - | - | - | - | 12 |
| C'yontai Lewis | 2 | - | - | - | - | - | - | - | 12 |
| Demarcus Robinson | 2 | - | - | - | - | - | - | - | 12 |
| C.J. Worton | 2 | - | - | - | - | - | - | - | 12 |
| Will Grier | 2 | - | - | - | - | 0-1 | - | - | 12 |
| Treon Harris | 1 | - | - | 1-2 | - | - | - | - | 8 |
| Nick Washington | 1 | - | - | - | - | - | - | - | 6 |
| DeAndre Goolsby | 1 | - | - | - | - | - | - | - | 6 |
| Jordan Scarlett | 1 | - | - | - | - | - | - | - | 6 |
| Team | - | - | - | - | - | - | - | 1 | 2 |
| Neil MacInnes | - | - | 2-3 | - | - | - | - | - | 2 |
| Total | 44 | 7-17 | 36-41 | 1-2 | - | 0-1 | - | 1 | 325 |
| Opponents | 30 | 15-20 | 29-30 | - | - | - | - | 1 | 256 |

| Total Offense | g | plays | rush | pass | total | avg/g |
|-------------------|----|-------|------|------|-------|-------|
| Treon Harris | 12 | 331 | 238 | 1676 | 1914 | 159.5 |
| Will Grier | 6 | 197 | 116 | 1204 | 1320 | 220.0 |
| Kelvin Taylor | 14 | 259 | 1035 | 0 | 1035 | 73.9 |
| Jordan Scarlett | 9 | 34 | 181 | 0 | 181 | 20.1 |
| Jordan Cronkrite | 13 | 44 | 157 | 0 | 157 | 12.1 |
| Brandon Powell | 14 | 14 | 31 | 0 | 31 | 2.2 |
| Josh Grady | 5 | 6 | 18 | 10 | 28 | 5.6 |
| Antonio Callaway | 14 | 4 | 19 | 2 | 21 | 1.5 |
| Case Harrison | 3 | 5 | 17 | 0 | 17 | 5.7 |
| Mark Herndon | 14 | 4 | 12 | 0 | 12 | 0.9 |
| Johnny Townsend | 14 | 3 | -3 | 7 | 4 | 0.3 |
| Demarcus Robinson | 13 | 2 | 1 | 0 | 1 | 0.1 |
| Taven Bryan | 12 | 1 | -1 | 0 | -1 | -0.1 |
| Team | 9 | 10 | -44 | 0 | -44 | -4.9 |
| Total | 14 | 915 | 1777 | 2899 | 4676 | 334.0 |
| Opponents | 14 | 933 | 1793 | 2550 | 4343 | 310.2 |

| Field Goals | fg | pct. | 01-19 | 20-29 | 30-39 | 40-49 | 50-99 | lg | blk |
|---------------|------|------|-------|-------|-------|-------|-------|----|-----|
| Austin Hardin | 5-14 | 35.7 | 0-0 | 0-0 | 4-10 | 1-3 | 0-1 | 43 | 3 |
| Jorge Powell | 2-3 | 66.7 | 0-0 | 1-1 | 1-2 | 0-0 | 0-0 | 31 | 0 |

| FG Sequence | Florida | Opponents |
|------------------|------------|----------------|
| New Mexico St. | (34),(36) | - |
| East Carolina | (37),34,35 | (30) |
| Kentucky | 34 | (29),(22),(45) |
| Tennessee | - | (34),(37),55 |
| Ole Miss | (31),(22) | 29,(22) |
| Missouri | 36 | (21),53 |
| LSU | - | - |
| Georgia | 45 | (27) |
| Vanderbilt | (43) | - |
| South Carolina | (39) | - |
| Florida Atlantic | 33,34 | 46 |
| Florida State | 51,37 | (45),(51) |
| Alabama | 40 | (28),(30),24 |
| Michigan | - | (21),(25) |

| Punting | no. | yds | avg | lg | tb | fc | i20 | 50+ | blk |
|-----------------|-----|------|------|----|----|----|-----|-----|-----|
| Johnny Townsend | 83 | 3765 | 45.4 | 61 | 5 | 26 | 30 | 29 | 0 |
| Team | 1 | 0 | 0.0 | 0 | 0 | 0 | 0 | 0 | 1 |
| Total | 84 | 3765 | 44.8 | 61 | 5 | 26 | 30 | 29 | 1 |
| Opponents | 89 | 3940 | 44.3 | 69 | 3 | 26 | 27 | 26 | 0 |

| Kickoffs | no. | yds | avg | tb | ob | retn | net | ydln |
|-----------------|-----|------|------|----|----|------|------|------|
| Austin Hardin | 44 | 2795 | 63.5 | 29 | 2 | | | |
| Jorge Powell | 18 | 1131 | 62.8 | 6 | 1 | | | |
| Dallas Stubbs | 2 | 104 | 52.0 | 0 | 1 | | | |
| Johnny Townsend | 1 | 66 | 66.0 | 0 | 0 | | | |
| Total | 65 | 4096 | 63.0 | 35 | 4 | 20.5 | 41.3 | 23 |
| Opponents | 59 | 3755 | 63.6 | 26 | 0 | 21.0 | 40.9 | 24 |

Numbers in (parentheses) indicate field goal was made.

2015 Florida Football
Florida Overall Individual Statistics (as of Jan 05, 2016)
All games

| All Purpose | g | rush | rcv | pr | kr | ir | total | avg/g |
|------------------|----|------|------|-----|-----|-----|-------|-------|
| Antonio Callawa | 14 | 19 | 678 | 435 | 79 | 0 | 1211 | 86.5 |
| Kelvin Taylor | 14 | 1035 | 150 | 0 | 0 | 0 | 1185 | 84.6 |
| Brandon Powell | 14 | 31 | 390 | 0 | 510 | 0 | 931 | 66.5 |
| Demarcus Robin | 13 | 1 | 522 | 0 | 0 | 0 | 523 | 40.2 |
| Jake McGee | 13 | 0 | 381 | 0 | 0 | 0 | 381 | 29.3 |
| DeAndre Goolsb | 14 | 0 | 277 | 0 | 0 | 0 | 277 | 19.8 |
| Vernon Hargrea | 13 | 0 | 6 | 11 | 82 | 152 | 251 | 19.3 |
| Jordan Cronkrite | 13 | 157 | 89 | 0 | 0 | 0 | 246 | 18.9 |
| Treon Harris | 12 | 238 | -5 | 0 | 0 | 0 | 233 | 19.4 |
| Jordan Scarlett | 9 | 181 | 1 | 0 | 0 | 0 | 182 | 20.2 |
| Will Grier | 6 | 116 | 0 | 0 | 0 | 0 | 116 | 19.3 |
| Valdez Showers | 14 | 0 | 64 | 0 | 22 | 0 | 86 | 6.1 |
| Jalen Tabor | 13 | 0 | 0 | 0 | 0 | 82 | 82 | 6.3 |
| C'yontai Lewis | 9 | 0 | 75 | 0 | 0 | 0 | 75 | 8.3 |
| C.J. Worton | 5 | 0 | 69 | 0 | 0 | 0 | 69 | 13.8 |
| Ahmad Fulwood | 14 | 0 | 61 | 0 | 0 | 0 | 61 | 4.4 |
| Alvin Bailey | 10 | 0 | 49 | 0 | 0 | 0 | 49 | 4.9 |
| Chris Thompson | 13 | 0 | 48 | 0 | 0 | 0 | 48 | 3.7 |
| Josh Grady | 5 | 18 | 25 | 0 | 0 | 0 | 43 | 8.6 |
| Mark Herndon | 14 | 12 | 9 | 0 | 0 | 0 | 21 | 1.5 |
| Case Harrison | 3 | 17 | 0 | 0 | 0 | 0 | 17 | 5.7 |
| Quincy Wilson | 14 | 0 | 0 | 0 | 0 | 13 | 13 | 0.9 |
| CeCe Jefferson | 14 | 0 | 7 | 0 | 0 | 0 | 7 | 0.5 |
| Roger Dixon | 10 | 0 | 3 | 0 | 0 | 0 | 3 | 0.3 |
| Taven Bryan | 12 | -1 | 0 | 0 | 0 | 0 | -1 | -0.1 |
| Johnny Townse | 14 | -3 | 0 | 0 | 0 | 0 | -3 | -0.2 |
| Team | 9 | -44 | 0 | 0 | 0 | 0 | -44 | -4.9 |
| Total | 14 | 1777 | 2899 | 446 | 693 | 247 | 6062 | 433.0 |
| Opponents | 14 | 1793 | 2550 | 129 | 534 | 3 | 5009 | 357.8 |

2015 Florida Football
Florida Overall Defensive Statistics (as of Jan 05, 2016)
All games

| ## | Defensive Leaders | gp-gs | Tackles | | | | Sacks | Pass defense | | | Fumbles | | blkd | |
|-----------|-------------------|-------|---------|-----|-----|---------|--------|--------------|------|-----|---------|----|------|-----|
| | | | ua | a | tot | tfl/yds | | int-yds | brup | qbh | rcv-yds | ff | kick | saf |
| 3M | Antonio Morrison | 14-14 | 42 | 61 | 103 | 12.0-45 | 2.5-24 | . | 1 | 3 | . | 1 | . | . |
| 40 | Jarrad Davis | 14-12 | 46 | 52 | 98 | 11.0-46 | 3.5-22 | 1-0 | 4 | 7 | . | 1 | . | . |
| 42 | Keanu Neal | 12-11 | 51 | 45 | 96 | 3.5-30 | 2.0-25 | 1-0 | 1 | 1 | . | 1 | . | . |
| 20 | Marcus Maye | 13-12 | 46 | 36 | 82 | 1.5-3 | . | 2-0 | 6 | 3 | 2-0 | 5 | . | . |
| 90 | Jon Bullard | 14-14 | 39 | 27 | 66 | 17.5-88 | 6.5-48 | . | 2 | 6 | . | . | . | . |
| 94 | Bryan Cox | 14-12 | 18 | 27 | 45 | 10.5-43 | 3.5-26 | . | 1 | 6 | 2-4 | 2 | . | . |
| 31 | Jalen Tabor | 13-9 | 21 | 19 | 40 | 4.0-5 | 1.0-2 | 4-82 | 14 | . | . | . | . | . |
| 24 | Brian Poole | 14-6 | 24 | 16 | 40 | 3.5-9 | 0.5-2 | . | 10 | . | 1-0 | . | . | . |
| 1 | Vernon Hargreaves | 13-13 | 23 | 10 | 33 | 1.0-3 | . | 4-152 | 4 | . | . | 1 | . | . |
| 96 | CeCe Jefferson | 14-4 | 18 | 11 | 29 | 8.5-51 | 3.5-33 | . | 1 | 2 | 1-11 | 1 | . | . |
| 6 | Quincy Wilson | 14-9 | 13 | 16 | 29 | . | . | 2-13 | 5 | . | . | . | . | . |
| 57 | Caleb Brantley | 13-10 | 8 | 21 | 29 | 6.5-17 | 3.0-12 | . | . | 2 | . | . | . | . |
| 8 | Nick Washington | 14-4 | 11 | 17 | 28 | 0.5-1 | . | . | . | 1 | 2-0 | 1 | . | . |
| 91 | Joey Ivie | 10-5 | 13 | 14 | 27 | 4.0-28 | 3.5-27 | . | . | 1 | . | 1 | . | . |
| 14 | Alex McCalister | 9-6 | 13 | 13 | 26 | 9.5-54 | 6.5-48 | . | 1 | 7 | 2-16 | 1 | . | . |
| 17 | Jordan Sherit | 13-4 | 14 | 11 | 25 | 1.5-8 | 1.5-8 | . | 1 | . | . | . | . | . |
| 13 | Daniel McMillian | 14-0 | 15 | 8 | 23 | . | . | . | 2 | . | . | 1 | . | . |
| 26 | Marcell Harris | 12-1 | 11 | 11 | 22 | . | . | . | . | . | . | . | . | . |
| 54 | Khairi Clark | 14-1 | 4 | 12 | 16 | 1.0-3 | 1.0-3 | . | 1 | . | . | . | . | . |
| 10 | Valdez Showers | 14-1 | 8 | 3 | 11 | . | . | . | . | . | . | . | . | . |
| 2R | Matt Rolin | 3-2 | 8 | 3 | 11 | 0.5-1 | . | . | . | . | . | . | . | . |
| 23 | Jeremi Powell | 10-2 | 5 | 6 | 11 | 1.0-2 | . | . | . | . | . | . | . | . |
| 7D | Duke Dawson | 14-0 | 5 | 5 | 10 | . | . | . | . | . | . | 1 | . | . |
| 93 | Taven Bryan | 12-1 | 3 | 7 | 10 | 1.5-8 | 0.5-6 | . | . | 2 | 1-48 | . | . | . |
| 85 | Chris Thompson | 13-2 | 5 | 4 | 9 | . | . | . | . | . | . | . | . | . |
| 97 | Justus Reed | 9-0 | 7 | 2 | 9 | 2.0-9 | 1.0-8 | . | . | 1 | . | . | . | . |
| 3A | Alex Anzalone | 2-2 | 2 | 4 | 6 | . | . | . | . | . | . | . | . | . |
| 95 | Keivonnis Davis | 4-0 | 3 | 1 | 4 | . | . | . | . | . | . | . | . | . |
| 55 | Thomas Holley | 7-0 | . | 3 | 3 | . | . | . | . | . | . | . | . | . |
| 48 | Anthony Harrell | 13-0 | 2 | 1 | 3 | . | . | . | . | . | . | . | . | . |
| 37 | Mark Herndon | 14-0 | 1 | 1 | 2 | . | . | . | . | . | . | . | . | . |
| 56 | Christian Garcia | 1-0 | . | 2 | 2 | . | . | . | . | . | . | . | . | . |
| 15 | Deiondre Porter | 4-0 | 1 | 1 | 2 | . | . | . | . | . | . | . | . | . |
| 5D | Cameron Dillard | 13-11 | 1 | . | 1 | . | . | . | . | . | . | . | . | . |
| 21 | Kelvin Taylor | 14-11 | 1 | . | 1 | . | . | . | . | . | . | . | . | . |
| 89 | Alvin Bailey | 10-0 | 1 | . | 1 | . | . | . | . | . | . | . | . | . |
| 86 | Raphael Andrades | 7-0 | 1 | . | 1 | . | . | . | . | . | . | . | . | . |
| 11 | Demarcus Robinson | 13-9 | 1 | . | 1 | . | . | . | . | . | . | . | . | . |
| 98 | Jorge Powell | 4-0 | 1 | . | 1 | . | . | . | . | . | . | . | . | . |
| 16 | Austin Hardin | 10-0 | 1 | . | 1 | . | . | . | . | . | . | . | . | . |
| 5 | Ahmad Fulwood | 14-2 | 1 | . | 1 | . | . | . | . | . | . | . | . | . |
| TM | Team | 9-0 | . | . | . | . | . | . | . | . | . | . | . | 1 |
| Total | | 14 | 488 | 470 | 958 | 101-454 | 40-294 | 14-247 | 54 | 42 | 11-79 | 17 | . | 1 |
| Opponents | | 14 | 540 | 346 | 886 | 98-410 | 46-275 | 10-3 | 41 | 58 | 7-0 | 10 | 7 | 1 |

2015 Florida Football
Florida Individual Season/Career Statistics (as of Jan 05, 2016)
All games

| SEASON | | | | | | | | | | CAREER | | | | | | | | | |
|-------------------|----|-----|------|------|------|------|----|----|-------|--------|-----|------|------|------|------|----|----|-------|--|
| Rushing | gp | att | gain | loss | net | avg | td | lg | avg/g | gp | att | gain | loss | net | avg | td | lg | avg/g | |
| Kelvin Taylor | 14 | 259 | 1111 | 76 | 1035 | 4.0 | 13 | 53 | 73.9 | 35 | 486 | 2233 | 125 | 2108 | 4.3 | 23 | 65 | 60.2 | |
| Treon Harris | 12 | 96 | 461 | 223 | 238 | 2.5 | 0 | 25 | 19.8 | 21 | 171 | 851 | 281 | 570 | 3.3 | 3 | 33 | 27.1 | |
| Jordan Scarlett | 9 | 34 | 204 | 23 | 181 | 5.3 | 1 | 60 | 20.1 | 9 | 34 | 204 | 23 | 181 | 5.3 | 1 | 60 | 20.1 | |
| Jordan Cronkrite | 13 | 44 | 166 | 9 | 157 | 3.6 | 3 | 18 | 12.1 | 13 | 44 | 166 | 9 | 157 | 3.6 | 3 | 18 | 12.1 | |
| Will Grier | 6 | 36 | 179 | 63 | 116 | 3.2 | 2 | 38 | 19.3 | 6 | 36 | 179 | 63 | 116 | 3.2 | 2 | 38 | 19.3 | |
| Brandon Powell | 14 | 14 | 32 | 1 | 31 | 2.2 | 0 | 7 | 2.2 | 25 | 30 | 104 | 3 | 101 | 3.4 | 1 | 13 | 4.0 | |
| Antonio Callaway | 14 | 3 | 19 | 0 | 19 | 6.3 | 0 | 9 | 1.4 | 14 | 3 | 19 | 0 | 19 | 6.3 | 0 | 9 | 1.4 | |
| Josh Grady | 5 | 3 | 21 | 3 | 18 | 6.0 | 0 | 14 | 3.6 | 5 | 3 | 21 | 3 | 18 | 6.0 | 0 | 14 | 3.6 | |
| Case Harrison | 3 | 5 | 17 | 0 | 17 | 3.4 | 0 | 8 | 5.7 | 3 | 5 | 17 | 0 | 17 | 3.4 | 0 | 8 | 5.7 | |
| Mark Herndon | 14 | 4 | 14 | 2 | 12 | 3.0 | 0 | 12 | 0.9 | 35 | 11 | 57 | 2 | 55 | 5.0 | 0 | 17 | 1.6 | |
| Demarcus Robinson | 13 | 1 | 1 | 0 | 1 | 1.0 | 0 | 1 | 0.1 | 33 | 2 | 4 | 0 | 4 | 2.0 | 0 | 3 | 0.1 | |
| Taven Bryan | 12 | 1 | 0 | 1 | -1 | -1.0 | 0 | 0 | -0.1 | 12 | 1 | 0 | 1 | -1 | -1.0 | 0 | 0 | -0.1 | |
| Johnny Townsend | 14 | 1 | 0 | 3 | -3 | -3.0 | 0 | 0 | -0.2 | 20 | 1 | 0 | 3 | -3 | -3.0 | 0 | 0 | -0.2 | |
| Team | 9 | 9 | 0 | 44 | -44 | -4.9 | 0 | 0 | -4.9 | | | | | | | | | | |
| Total | 14 | 510 | 2225 | 448 | 1777 | 3.5 | 19 | 60 | 126.9 | | | | | | | | | | |
| Opponents | 14 | 508 | 2294 | 501 | 1793 | 3.5 | 12 | 74 | 128.1 | | | | | | | | | | |

| Passing | gp | effic | comp-att-int | pct | yds | td | lg | avg/g | gp | effic | comp-att-int | pct | yds | td | lg | avg/g |
|-------------------|----|--------|--------------|-------|------|----|----|-------|----|--------|--------------|-------|------|----|----|-------|
| Treon Harris | 12 | 118.08 | 119-235-6 | 50.6 | 1676 | 9 | 66 | 139.7 | 21 | 127.10 | 174-346-10 | 50.3 | 2695 | 18 | 86 | 128.3 |
| Will Grier | 6 | 145.43 | 106-161-3 | 65.8 | 1204 | 10 | 77 | 200.7 | 6 | 145.43 | 106-161-3 | 65.8 | 1204 | 10 | 77 | 200.7 |
| Josh Grady | 5 | 94.67 | 2-3-0 | 66.7 | 10 | 0 | 7 | 2.0 | 5 | 94.67 | 2-3-0 | 66.7 | 10 | 0 | 7 | 2.0 |
| Johnny Townsend | 14 | -20.60 | 1-2-1 | 50.0 | 7 | 0 | 7 | 0.5 | 20 | -20.60 | 1-2-1 | 50.0 | 7 | 0 | 7 | 0.3 |
| Demarcus Robinson | 13 | 0.00 | 0-1-0 | 0.0 | 0 | 0 | 0 | 0.0 | 33 | 0.00 | 0-1-0 | 0.0 | 0 | 0 | 0 | 0.0 |
| Antonio Callaway | 14 | 446.80 | 1-1-0 | 100.0 | 2 | 1 | 2 | 0.1 | 14 | 446.80 | 1-1-0 | 100.0 | 2 | 1 | 2 | 0.1 |
| Team | 9 | 0.00 | 0-1-0 | 0.0 | 0 | 0 | 0 | 0.0 | | | | | | | | |
| Alvin Bailey | 10 | 0.00 | 0-1-0 | 0.0 | 0 | 0 | 0 | 0.0 | 16 | 0.00 | 0-1-0 | 0.0 | 0 | 0 | 0 | 0.0 |
| Total | 14 | 128.03 | 229-405-10 | 56.5 | 2899 | 20 | 77 | 207.1 | | | | | | | | |
| Opponents | 14 | 111.36 | 231-425-14 | 54.4 | 2550 | 17 | 58 | 182.1 | | | | | | | | |

| Receiving | gp | no. | yds | avg | td | lg | avg/g | gp | no. | yds | avg | td | lg | avg/g | | |
|-------------------|----|-----|------|------|----|----|-------|----|-----|------|------|----|----|-------|--|--|
| Demarcus Robinson | 13 | 48 | 522 | 10.9 | 2 | 38 | 40.2 | 33 | 106 | 1355 | 12.8 | 9 | 73 | 41.1 | | |
| Jake McGee | 13 | 41 | 381 | 9.3 | 4 | 19 | 29.3 | 14 | 41 | 381 | 9.3 | 4 | 19 | 27.2 | | |
| Antonio Callaway | 14 | 35 | 678 | 19.4 | 4 | 66 | 48.4 | 14 | 35 | 678 | 19.4 | 4 | 66 | 48.4 | | |
| Brandon Powell | 14 | 29 | 390 | 13.4 | 3 | 77 | 27.9 | 25 | 44 | 537 | 12.2 | 4 | 77 | 21.5 | | |
| DeAndre Goolsby | 14 | 17 | 277 | 16.3 | 1 | 34 | 19.8 | 21 | 17 | 277 | 16.3 | 1 | 34 | 13.2 | | |
| Kelvin Taylor | 14 | 17 | 150 | 8.8 | 0 | 43 | 10.7 | 35 | 24 | 179 | 7.5 | 0 | 43 | 5.1 | | |
| Jordan Cronkrite | 13 | 6 | 89 | 14.8 | 1 | 41 | 6.8 | 13 | 6 | 89 | 14.8 | 1 | 41 | 6.8 | | |
| Valdez Showers | 14 | 6 | 64 | 10.7 | 0 | 18 | 4.6 | 46 | 26 | 197 | 7.6 | 2 | 28 | 4.3 | | |
| Ahmad Fulwood | 14 | 6 | 61 | 10.2 | 0 | 21 | 4.4 | 38 | 35 | 387 | 11.1 | 2 | 86 | 10.2 | | |
| Chris Thompson | 13 | 5 | 48 | 9.6 | 0 | 20 | 3.7 | 30 | 9 | 78 | 8.7 | 0 | 20 | 2.6 | | |
| C'yontai Lewis | 9 | 4 | 75 | 18.8 | 2 | 32 | 8.3 | 9 | 4 | 75 | 18.8 | 2 | 32 | 8.3 | | |
| C.J. Worton | 5 | 4 | 69 | 17.2 | 2 | 46 | 13.8 | 11 | 6 | 81 | 13.5 | 2 | 46 | 7.4 | | |
| Alvin Bailey | 10 | 3 | 49 | 16.3 | 0 | 26 | 4.9 | 16 | 3 | 49 | 16.3 | 0 | 26 | 3.1 | | |
| Treon Harris | 12 | 2 | -5 | -2.5 | 1 | 2 | -0.4 | 21 | 2 | -5 | -2.5 | 1 | 2 | -0.2 | | |
| Josh Grady | 5 | 1 | 25 | 25.0 | 0 | 25 | 5.0 | 5 | 1 | 25 | 25.0 | 0 | 25 | 5.0 | | |
| Mark Herndon | 14 | 1 | 9 | 9.0 | 0 | 9 | 0.6 | 35 | 3 | 91 | 30.3 | 1 | 78 | 2.6 | | |
| CeCe Jefferson | 14 | 1 | 7 | 7.0 | 0 | 7 | 0.5 | 14 | 1 | 7 | 7.0 | 0 | 7 | 0.5 | | |
| Vernon Hargreaves | 13 | 1 | 6 | 6.0 | 0 | 6 | 0.5 | 37 | 1 | 6 | 6.0 | 0 | 6 | 0.2 | | |
| Roger Dixon | 10 | 1 | 3 | 3.0 | 0 | 3 | 0.3 | 16 | 1 | 3 | 3.0 | 0 | 3 | 0.2 | | |
| Jordan Scarlett | 9 | 1 | 1 | 1.0 | 0 | 1 | 0.1 | 9 | 1 | 1 | 1.0 | 0 | 1 | 0.1 | | |
| Total | 14 | 229 | 2899 | 12.7 | 20 | 77 | 207.1 | | | | | | | | | |
| Opponents | 14 | 231 | 2550 | 11.0 | 17 | 58 | 182.1 | | | | | | | | | |

2015 Florida Football
Florida Individual Season/Career Statistics (as of Jan 05, 2016)
All games

| SEASON | | | | | | | CAREER | | | | | | |
|-------------------|----|-------|------|------|-------|-------|--------|-------|------|------|-------|-------|--|
| Total Offense | g | plays | rush | pass | total | avg/g | g | plays | rush | pass | total | avg/g | |
| Treon Harris | 12 | 331 | 238 | 1676 | 1914 | 159.5 | 21 | 517 | 570 | 2695 | 3265 | 155.5 | |
| Will Grier | 6 | 197 | 116 | 1204 | 1320 | 220.0 | 6 | 197 | 116 | 1204 | 1320 | 220.0 | |
| Kelvin Taylor | 14 | 259 | 1035 | 0 | 1035 | 73.9 | 35 | 486 | 2108 | 0 | 2108 | 60.2 | |
| Jordan Scarlett | 9 | 34 | 181 | 0 | 181 | 20.1 | 9 | 34 | 181 | 0 | 181 | 20.1 | |
| Jordan Cronkrite | 13 | 44 | 157 | 0 | 157 | 12.1 | 13 | 44 | 157 | 0 | 157 | 12.1 | |
| Brandon Powell | 14 | 14 | 31 | 0 | 31 | 2.2 | 25 | 30 | 101 | 0 | 101 | 4.0 | |
| Josh Grady | 5 | 6 | 18 | 10 | 28 | 5.6 | 5 | 6 | 18 | 10 | 28 | 5.6 | |
| Antonio Callaway | 14 | 4 | 19 | 2 | 21 | 1.5 | 14 | 4 | 19 | 2 | 21 | 1.5 | |
| Case Harrison | 3 | 5 | 17 | 0 | 17 | 5.7 | 3 | 5 | 17 | 0 | 17 | 5.7 | |
| Mark Herndon | 14 | 4 | 12 | 0 | 12 | 0.9 | 35 | 11 | 55 | 0 | 55 | 1.6 | |
| Johnny Townsend | 14 | 3 | -3 | 7 | 4 | 0.3 | 20 | 3 | -3 | 7 | 4 | 0.2 | |
| Demarcus Robinson | 13 | 2 | 1 | 0 | 1 | 0.1 | 33 | 3 | 4 | 0 | 4 | 0.1 | |
| Taven Bryan | 12 | 1 | -1 | 0 | -1 | -0.1 | 12 | 1 | -1 | 0 | -1 | -0.1 | |
| Team | 9 | 10 | -44 | 0 | -44 | -4.9 | | | | | | | |
| Total | 14 | 915 | 1777 | 2899 | 4676 | 334.0 | | | | | | | |
| Opponents | 14 | 933 | 1793 | 2550 | 4343 | 310.2 | | | | | | | |

| Scoring | td | fg | PAT | | | | dxp | saf | pts | td | fg | PAT | | | | dxp | saf | pts |
|-------------------|----|-------|-------|------|-----|------|-----|-----|-----|----|-------|-------|------|-----|------|-----|-----|-----|
| | | | kick | rush | rcv | pass | | | | | | kick | rush | rcv | pass | | | |
| Kelvin Taylor | 13 | - | - | - | - | - | - | - | 78 | 23 | - | - | - | - | - | - | - | 138 |
| Austin Hardin | - | 5-14 | 24-27 | - | - | - | - | - | 39 | - | 16-36 | 51-54 | - | - | - | - | - | 99 |
| Antonio Callaway | 6 | - | - | - | - | - | - | - | 36 | 6 | - | - | - | - | - | - | 36 | |
| Jordan Cronkrite | 4 | - | - | - | - | - | - | - | 24 | 4 | - | - | - | - | - | - | 24 | |
| Jake McGee | 4 | - | - | - | - | - | - | - | 24 | 4 | - | - | - | - | - | - | 24 | |
| Brandon Powell | 3 | - | - | - | - | - | - | - | 18 | 5 | - | - | - | - | - | - | 30 | |
| Jorge Powell | - | 2-3 | 10-11 | - | - | - | - | - | 16 | - | 2-3 | 10-11 | - | - | - | - | 16 | |
| Will Grier | 2 | - | - | - | - | 0-1 | - | - | 12 | 2 | - | - | - | - | 0-1 | - | 12 | |
| Jalen Tabor | 2 | - | - | - | - | - | - | - | 12 | 2 | - | - | - | - | - | - | 12 | |
| C'yontai Lewis | 2 | - | - | - | - | - | - | - | 12 | 2 | - | - | - | - | - | - | 12 | |
| C.J. Worton | 2 | - | - | - | - | - | - | - | 12 | 2 | - | - | - | - | - | - | 12 | |
| Demarcus Robinson | 2 | - | - | - | - | - | - | - | 12 | 9 | - | - | - | - | - | - | 54 | |
| Treon Harris | 1 | - | - | 1-2 | - | - | - | - | 8 | 4 | - | - | 1-2 | - | - | - | 26 | |
| Jordan Scarlett | 1 | - | - | - | - | - | - | - | 6 | 1 | - | - | - | - | - | - | 6 | |
| Nick Washington | 1 | - | - | - | - | - | - | - | 6 | 1 | - | - | - | - | - | - | 6 | |
| DeAndre Goolsby | 1 | - | - | - | - | - | - | - | 6 | 1 | - | - | - | - | - | - | 6 | |
| Neil MacInnes | - | - | 2-3 | - | - | - | - | - | 2 | - | - | 2-3 | - | - | - | - | 2 | |
| Team | - | - | - | - | - | - | - | 1 | 2 | | | | | | | | | |
| Total | 44 | 7-17 | 36-41 | 1-2 | - | 0-1 | - | 1 | 325 | | | | | | | | | |
| Opponents | 30 | 15-20 | 29-30 | - | - | - | - | 1 | 256 | | | | | | | | | |

| Punt Returns | no. | yds | avg | td | lg | no. | yds | avg | td | lg |
|-------------------|-----|-----|------|----|----|-----|-----|------|----|----|
| Antonio Callaway | 28 | 435 | 15.5 | 2 | 85 | 28 | 435 | 15.5 | 2 | 85 |
| Vernon Hargreaves | 2 | 11 | 5.5 | 0 | 11 | 5 | 41 | 8.2 | 0 | 25 |
| Brandon Powell | 1 | 0 | 0.0 | 0 | 0 | 1 | 0 | 0.0 | 0 | 0 |
| Alvin Bailey | 1 | 0 | 0.0 | 0 | 0 | 1 | 0 | 0.0 | 0 | 0 |
| Total | 32 | 446 | 13.9 | 2 | 85 | | | | | |
| Opponents | 33 | 129 | 3.9 | 0 | 22 | | | | | |

| Kick Returns | no. | yds | avg | td | lg | no. | yds | avg | td | lg |
|-------------------|-----|-----|------|----|----|-----|-----|------|----|----|
| Brandon Powell | 24 | 510 | 21.2 | 0 | 71 | 29 | 608 | 21.0 | 0 | 71 |
| Vernon Hargreaves | 4 | 82 | 20.5 | 0 | 25 | 5 | 99 | 19.8 | 0 | 25 |
| Antonio Callaway | 3 | 79 | 26.3 | 0 | 37 | 3 | 79 | 26.3 | 0 | 37 |
| Valdez Showers | 2 | 22 | 11.0 | 0 | 14 | 8 | 113 | 14.1 | 0 | 19 |
| Total | 33 | 693 | 21.0 | 0 | 71 | | | | | |
| Opponents | 26 | 534 | 20.5 | 0 | 37 | | | | | |

2015 Florida Football
Florida Individual Season/Career Statistics (as of Jan 05, 2016)
All games

| SEASON | | | | | | CAREER | | | | | |
|-------------------|-----|-----|------|----|----|--------|-----|------|----|----|--|
| Interceptions | no. | yds | avg | td | lg | no. | yds | avg | td | lg | |
| Jalen Tabor | 4 | 82 | 20.5 | 2 | 40 | 5 | 82 | 16.4 | 2 | 40 | |
| Vernon Hargreaves | 4 | 152 | 38.0 | 0 | 53 | 10 | 191 | 19.1 | 0 | 53 | |
| Quincy Wilson | 2 | 13 | 6.5 | 0 | 11 | 3 | 13 | 4.3 | 0 | 11 | |
| Marcus Maye | 2 | 0 | 0.0 | 0 | 0 | 4 | 31 | 7.8 | 0 | 30 | |
| Jarrad Davis | 1 | 0 | 0.0 | 0 | 0 | 1 | 0 | 0.0 | 0 | 0 | |
| Keanu Neal | 1 | 0 | 0.0 | 0 | 0 | 4 | -5 | -1.2 | 0 | 0 | |
| Total | 14 | 247 | 17.6 | 2 | 53 | | | | | | |
| Opponents | 10 | 3 | 0.3 | 0 | 3 | | | | | | |

| Fumble Returns | no. | yds | avg | td | lg | no. | yds | avg | td | lg | |
|-----------------|-----|-----|------|----|----|-----|-----|------|----|----|--|
| Alex McCalister | 2 | 16 | 8.0 | 0 | 11 | 2 | 16 | 8.0 | 0 | 11 | |
| CeCe Jefferson | 1 | 11 | 11.0 | 0 | 11 | 1 | 11 | 11.0 | 0 | 11 | |
| Taven Bryan | 1 | 48 | 48.0 | 0 | 48 | 1 | 48 | 48.0 | 0 | 48 | |
| Bryan Cox | 1 | 4 | 4.0 | 0 | 4 | 1 | 4 | 4.0 | 0 | 4 | |
| Nick Washington | 0 | 0 | 0.0 | 1 | 0 | 0 | 0 | 0.0 | 1 | 0 | |
| Total | 5 | 79 | 15.8 | 1 | 48 | | | | | | |
| Opponents | 0 | 0 | 0.0 | 1 | 0 | | | | | | |

| All Purpose | g | rush | rcv | pr | kr | ir | total | avg/g | g | rush | rcv | pr | kr | ir | total | avg/g |
|------------------|----|------|------|-----|-----|-----|-------|-------|----|------|------|-----|-----|-----|-------|-------|
| Antonio Callaway | 14 | 19 | 678 | 435 | 79 | 0 | 1211 | 86.5 | 14 | 19 | 678 | 435 | 79 | 0 | 1211 | 86.5 |
| Kelvin Taylor | 14 | 1035 | 150 | 0 | 0 | 0 | 1185 | 84.6 | 35 | 2108 | 179 | 0 | 0 | 0 | 2287 | 65.3 |
| Brandon Powell | 14 | 31 | 390 | 0 | 510 | 0 | 931 | 66.5 | 25 | 101 | 537 | 0 | 608 | 0 | 1246 | 49.8 |
| Demarcus Robin | 13 | 1 | 522 | 0 | 0 | 0 | 523 | 40.2 | 33 | 4 | 1355 | 2 | 0 | 0 | 1361 | 41.2 |
| Jake McGee | 13 | 0 | 381 | 0 | 0 | 0 | 381 | 29.3 | 14 | 0 | 381 | 0 | 0 | 0 | 381 | 27.2 |
| DeAndre Goolsb | 14 | 0 | 277 | 0 | 0 | 0 | 277 | 19.8 | 21 | 0 | 277 | 0 | 0 | 0 | 277 | 13.2 |
| Vernon Hargreav | 13 | 0 | 6 | 11 | 82 | 152 | 251 | 19.3 | 37 | 0 | 6 | 41 | 99 | 191 | 337 | 9.1 |
| Jordan Cronkrite | 13 | 157 | 89 | 0 | 0 | 0 | 246 | 18.9 | 13 | 157 | 89 | 0 | 0 | 0 | 246 | 18.9 |
| Treon Harris | 12 | 238 | -5 | 0 | 0 | 0 | 233 | 19.4 | 21 | 570 | -5 | 0 | 0 | 0 | 565 | 26.9 |
| Jordan Scarlett | 9 | 181 | 1 | 0 | 0 | 0 | 182 | 20.2 | 9 | 181 | 1 | 0 | 0 | 0 | 182 | 20.2 |
| Will Grier | 6 | 116 | 0 | 0 | 0 | 0 | 116 | 19.3 | 6 | 116 | 0 | 0 | 0 | 0 | 116 | 19.3 |
| Valdez Showers | 14 | 0 | 64 | 0 | 22 | 0 | 86 | 6.1 | 46 | 98 | 197 | 0 | 113 | 0 | 408 | 8.9 |
| Jalen Tabor | 13 | 0 | 0 | 0 | 0 | 82 | 82 | 6.3 | 25 | 0 | 0 | 0 | 0 | 82 | 82 | 3.3 |
| C'yontai Lewis | 9 | 0 | 75 | 0 | 0 | 0 | 75 | 8.3 | 9 | 0 | 75 | 0 | 0 | 0 | 75 | 8.3 |
| C.J. Worton | 5 | 0 | 69 | 0 | 0 | 0 | 69 | 13.8 | 11 | 0 | 81 | 0 | 0 | 0 | 81 | 7.4 |
| Ahmad Fulwood | 14 | 0 | 61 | 0 | 0 | 0 | 61 | 4.4 | 38 | 0 | 387 | 0 | 0 | 0 | 387 | 10.2 |
| Alvin Bailey | 10 | 0 | 49 | 0 | 0 | 0 | 49 | 4.9 | 16 | 0 | 49 | 0 | 0 | 0 | 49 | 3.1 |
| Chris Thompson | 13 | 0 | 48 | 0 | 0 | 0 | 48 | 3.7 | 30 | 0 | 78 | 0 | 72 | 0 | 150 | 5.0 |
| Josh Grady | 5 | 18 | 25 | 0 | 0 | 0 | 43 | 8.6 | 5 | 18 | 25 | 0 | 0 | 0 | 43 | 8.6 |
| Mark Herndon | 14 | 12 | 9 | 0 | 0 | 0 | 21 | 1.5 | 35 | 55 | 91 | 0 | 0 | 0 | 146 | 4.2 |
| Case Harrison | 3 | 17 | 0 | 0 | 0 | 0 | 17 | 5.7 | 3 | 17 | 0 | 0 | 0 | 0 | 17 | 5.7 |
| Quincy Wilson | 14 | 0 | 0 | 0 | 0 | 13 | 13 | 0.9 | 26 | 0 | 0 | 0 | 0 | 13 | 13 | 0.5 |
| CeCe Jefferson | 14 | 0 | 7 | 0 | 0 | 0 | 7 | 0.5 | 14 | 0 | 7 | 0 | 0 | 0 | 7 | 0.5 |
| Roger Dixon | 10 | 0 | 3 | 0 | 0 | 0 | 3 | 0.3 | 16 | 0 | 3 | 0 | 0 | 0 | 3 | 0.2 |
| Taven Bryan | 12 | -1 | 0 | 0 | 0 | 0 | -1 | -0.1 | 12 | -1 | 0 | 0 | 0 | 0 | -1 | -0.1 |
| Johnny Townsen | 14 | -3 | 0 | 0 | 0 | 0 | -3 | -0.2 | 20 | -3 | 0 | 0 | 0 | 0 | -3 | -0.2 |
| Team | 9 | -44 | 0 | 0 | 0 | 0 | -44 | -4.9 | | | | | | | | |
| Total | 14 | 1777 | 2899 | 446 | 693 | 247 | 6062 | 433.0 | | | | | | | | |
| Opponents | 14 | 1793 | 2550 | 129 | 534 | 3 | 5009 | 357.8 | | | | | | | | |

| Field Goals | att | good | long | blkd | att | good | long | blkd |
|---------------|-----|------|------|------|-----|------|------|------|
| Austin Hardin | 14 | 5 | 43 | 3 | 36 | 16 | 52 | 4 |
| Jorge Powell | 3 | 2 | 31 | 0 | 3 | 2 | 31 | 0 |
| Total | 17 | 7 | 43 | 3 | | | | |
| Opponents | 20 | 15 | 51 | 0 | | | | |

| Punting | no. | yds | avg | lg | blk | no. | yds | avg | lg | blk |
|-----------------|-----|------|------|----|-----|-----|------|------|----|-----|
| Johnny Townsend | 83 | 3765 | 45.4 | 61 | 0 | 112 | 4982 | 44.5 | 61 | 0 |
| Team | 1 | 0 | 0.0 | 0 | 1 | | | | | |
| Total | 84 | 3765 | 44.8 | 61 | 1 | | | | | |
| Opponents | 89 | 3940 | 44.3 | 69 | 0 | | | | | |

All games

| Kickoffs | no. | yds | avg | tb | ob | no. | yds | avg | tb | ob |
|-----------------|-----|------|------|----|----|-----|-------|------|----|----|
| Austin Hardin | 44 | 2795 | 63.5 | 29 | 2 | 165 | 10327 | 62.6 | 67 | 5 |
| Jorge Powell | 18 | 1131 | 62.8 | 6 | 1 | 18 | 1131 | 62.8 | 6 | 1 |
| Dallas Stubbs | 2 | 104 | 52.0 | 0 | 1 | 2 | 104 | 52.0 | 0 | 1 |
| Johnny Townsend | 1 | 66 | 66.0 | 0 | 0 | 1 | 66 | 66.0 | 0 | 0 |
| Total | 65 | 4096 | 63.0 | 35 | 4 | | | | | |
| Opponents | 59 | 3755 | 63.6 | 26 | 0 | | | | | |

| ## | Defensive Leaders | gp | ua | a | total | tfl | sack | int | pbu | fr | ff | blk | gp | ua | a | total | tfl | sack | int | pbu | fr | ff | blk |
|-----------|-------------------|----|-----|-----|-------|------|------|-----|-----|----|----|-----|----|-----|-----|-------|------|------|-----|-----|----|----|-----|
| 3M | Antonio Morrison | 14 | 42 | 61 | 103 | 12.0 | 2.5 | . | 1 | . | 1 | . | 47 | 126 | 168 | 294 | 21.0 | 4.5 | 1 | 2 | 1 | 3 | . |
| 40 | Jarrad Davis | 14 | 46 | 52 | 98 | 11.0 | 3.5 | 1 | 4 | . | 1 | . | 35 | 73 | 72 | 145 | 14.0 | 3.5 | 1 | 5 | . | 2 | . |
| 42 | Keanu Neal | 12 | 51 | 45 | 96 | 3.5 | 2.0 | 1 | 1 | . | 1 | . | 34 | 79 | 67 | 146 | 4.5 | 2.0 | 4 | 5 | 1 | 2 | . |
| 20 | Marcus Maye | 13 | 46 | 36 | 82 | 1.5 | . | 2 | 6 | 2 | 5 | . | 36 | 95 | 65 | 160 | 5.5 | . | 4 | 11 | 2 | 7 | . |
| 90 | Jon Bullard | 14 | 39 | 27 | 66 | 17.5 | 6.5 | . | 2 | . | . | . | 50 | 91 | 87 | 178 | 33.5 | 12.0 | . | 5 | . | . | . |
| 94 | Bryan Cox | 14 | 18 | 27 | 45 | 10.5 | 3.5 | . | 1 | 2 | 2 | . | 33 | 35 | 44 | 79 | 18.5 | 9.5 | . | 1 | 2 | 2 | . |
| 24 | Brian Poole | 14 | 24 | 16 | 40 | 3.5 | 0.5 | . | 10 | 1 | . | . | 49 | 72 | 48 | 120 | 8.5 | 0.5 | 6 | 23 | 2 | 2 | . |
| 31 | Jalen Tabor | 13 | 21 | 19 | 40 | 4.0 | 1.0 | 4 | 14 | . | . | . | 25 | 43 | 28 | 71 | 8.0 | 3.0 | 5 | 22 | 1 | 1 | . |
| 1 | Vernon Hargreaves | 13 | 23 | 10 | 33 | 1.0 | . | 4 | 4 | . | 1 | . | 37 | 80 | 41 | 121 | 3.0 | . | 10 | 28 | 2 | 1 | . |
| 6 | Quincy Wilson | 14 | 13 | 16 | 29 | 0.0 | . | 2 | 5 | . | . | . | 26 | 29 | 22 | 51 | 1.0 | . | 3 | 8 | . | 1 | . |
| 57 | Caleb Brantley | 13 | 8 | 21 | 29 | 6.5 | 3.0 | . | . | . | . | . | 25 | 14 | 36 | 50 | 10.5 | 3.0 | . | . | 1 | 2 | . |
| 96 | CeCe Jefferson | 14 | 18 | 11 | 29 | 8.5 | 3.5 | . | 1 | 1 | 1 | . | 14 | 18 | 11 | 29 | 8.5 | 3.5 | . | 1 | 1 | 1 | . |
| 8 | Nick Washington | 14 | 11 | 17 | 28 | 0.5 | . | . | . | 2 | 1 | . | 28 | 13 | 20 | 33 | 0.5 | . | . | . | 2 | 1 | . |
| 91 | Joey Ivie | 10 | 13 | 14 | 27 | 4.0 | 3.5 | . | . | . | 1 | . | 25 | 22 | 32 | 54 | 7.0 | 4.5 | . | 1 | . | 1 | . |
| 14 | Alex McCalister | 9 | 13 | 13 | 26 | 9.5 | 6.5 | . | 1 | 2 | 1 | . | 27 | 29 | 23 | 52 | 18.5 | 12.5 | . | 2 | 2 | 2 | . |
| 17 | Jordan Sherit | 13 | 14 | 11 | 25 | 1.5 | 1.5 | . | 1 | . | . | . | 22 | 14 | 14 | 28 | 1.5 | 1.5 | . | 2 | . | . | . |
| 13 | Daniel McMillian | 14 | 15 | 8 | 23 | 0.0 | . | . | 2 | . | 1 | . | 27 | 22 | 14 | 36 | 1.0 | . | . | 2 | 1 | 1 | . |
| 26 | Marcell Harris | 12 | 11 | 11 | 22 | 0.0 | . | . | . | . | . | . | 24 | 15 | 14 | 29 | 0.0 | . | . | . | . | . | . |
| 54 | Khairi Clark | 14 | 4 | 12 | 16 | 1.0 | 1.0 | . | 1 | . | . | . | 14 | 4 | 12 | 16 | 1.0 | 1.0 | . | 1 | . | . | . |
| 2R | Matt Rolin | 3 | 8 | 3 | 11 | 0.5 | . | . | . | . | . | . | 3 | 8 | 3 | 11 | 0.5 | . | . | . | . | . | . |
| 23 | Jeremi Powell | 10 | 5 | 6 | 11 | 1.0 | . | . | . | . | . | . | 25 | 9 | 12 | 21 | 1.0 | . | . | . | . | . | . |
| 10 | Valdez Showers | 14 | 8 | 3 | 11 | 0.0 | . | . | . | . | . | . | 46 | 17 | 12 | 29 | 0.0 | . | . | . | . | . | . |
| 93 | Taven Bryan | 12 | 3 | 7 | 10 | 1.5 | 0.5 | . | . | 1 | . | . | 12 | 3 | 7 | 10 | 1.5 | 0.5 | . | . | 1 | . | . |
| 7D | Duke Dawson | 14 | 5 | 5 | 10 | 0.0 | . | . | . | . | 1 | . | 25 | 15 | 9 | 24 | 1.0 | . | 1 | 1 | . | 1 | . |
| 85 | Chris Thompson | 13 | 5 | 4 | 9 | 0.0 | . | . | . | . | . | . | 30 | 7 | 5 | 12 | 0.0 | . | . | . | . | . | . |
| 97 | Justus Reed | 9 | 7 | 2 | 9 | 2.0 | 1.0 | . | . | . | . | . | 45 | 9 | 2 | 11 | 2.0 | 1.0 | . | . | . | . | . |
| 3A | Alex Anzalone | 2 | 2 | 4 | 6 | 0.0 | . | . | . | . | . | . | 23 | 10 | 12 | 22 | 1.0 | . | . | . | . | . | . |
| 95 | Keivonnis Davis | 4 | 3 | 1 | 4 | 0.0 | . | . | . | . | . | . | 4 | 3 | 1 | 4 | 0.0 | . | . | . | . | . | . |
| 55 | Thomas Holley | 7 | . | 3 | 3 | 0.0 | . | . | . | . | . | . | 7 | . | 3 | 3 | 0.0 | . | . | . | . | . | . |
| 48 | Anthony Harrell | 13 | 2 | 1 | 3 | 0.0 | . | . | . | . | . | . | 13 | 2 | 1 | 3 | 0.0 | . | . | . | . | . | . |
| 56 | Christian Garcia | 1 | . | 2 | 2 | 0.0 | . | . | . | . | . | . | 1 | . | 2 | 2 | 0.0 | . | . | . | . | . | . |
| 37 | Mark Herndon | 14 | 1 | 1 | 2 | 0.0 | . | . | . | . | . | . | 35 | 2 | 3 | 5 | 0.0 | . | . | . | . | . | . |
| 15 | Deiondre Porter | 4 | 1 | 1 | 2 | 0.0 | . | . | . | . | . | . | 4 | 1 | 1 | 2 | 0.0 | . | . | . | . | . | . |
| 86 | Raphael Andrades | 7 | 1 | . | 1 | 0.0 | . | . | . | . | . | . | 17 | 1 | . | 1 | 0.0 | . | . | . | . | . | . |
| 5D | Cameron Dillard | 13 | 1 | . | 1 | 0.0 | . | . | . | . | . | . | 17 | 1 | . | 1 | 0.0 | . | . | . | . | . | . |
| 89 | Alvin Bailey | 10 | 1 | . | 1 | 0.0 | . | . | . | . | . | . | 16 | 1 | . | 1 | 0.0 | . | . | . | . | . | . |
| 5 | Ahmad Fulwood | 14 | 1 | . | 1 | 0.0 | . | . | . | . | . | . | 38 | 2 | . | 2 | 0.0 | . | . | . | . | . | . |
| 21 | Kelvin Taylor | 14 | 1 | . | 1 | 0.0 | . | . | . | . | . | . | 35 | 2 | . | 2 | 0.0 | . | . | . | . | . | . |
| 11 | Demarcus Robinson | 13 | 1 | . | 1 | 0.0 | . | . | . | . | . | . | 33 | 4 | 1 | 5 | 0.0 | . | . | . | . | . | . |
| 98 | Jorge Powell | 4 | 1 | . | 1 | 0.0 | . | . | . | . | . | . | 4 | 1 | . | 1 | 0.0 | . | . | . | . | . | . |
| 16 | Austin Hardin | 10 | 1 | . | 1 | 0.0 | . | . | . | . | . | . | 34 | 2 | 1 | 3 | 0.0 | . | . | . | . | . | . |
| TM Team | | 9 | . | . | . | 0.0 | . | . | . | . | . | . | | | | | | | | | | | |
| Total | | 14 | 488 | 470 | 958 | 101 | 40 | 14 | 54 | 11 | 17 | . | | | | | | | | | | | |
| Opponents | | 14 | 540 | 346 | 886 | 98 | 46 | 10 | 41 | 7 | 10 | 7 | | | | | | | | | | | |

2015 Florida Football
Florida Overall Team Statistics (as of Jan 05, 2016)
Conference games

| Team Statistics | UF | OPP |
|-------------------------|-------------|--------------|
| SCORING | 189 | 108 |
| Points Per Game | 23.6 | 13.5 |
| Points Off Turnovers | 67 | 13 |
| FIRST DOWNS | 136 | 123 |
| Rushing | 51 | 56 |
| Passing | 79 | 57 |
| Penalty | 6 | 10 |
| RUSHING YARDAGE | 996 | 1000 |
| Yards gained rushing | 1219 | 1310 |
| Yards lost rushing | 223 | 310 |
| Rushing Attempts | 299 | 285 |
| Average Per Rush | 3.3 | 3.5 |
| Average Per Game | 124.5 | 125.0 |
| TDs Rushing | 13 | 6 |
| PASSING YARDAGE | 1734 | 1267 |
| Comp-Att-Int | 137-237-5 | 107-214-11 |
| Average Per Pass | 7.3 | 5.9 |
| Average Per Catch | 12.7 | 11.8 |
| Average Per Game | 216.8 | 158.4 |
| TDs Passing | 10 | 6 |
| TOTAL OFFENSE | 2730 | 2267 |
| Total Plays | 536 | 499 |
| Average Per Play | 5.1 | 4.5 |
| Average Per Game | 341.2 | 283.4 |
| KICK RETURNS: #-Yards | 17-336 | 18-342 |
| PUNT RETURNS: #-Yards | 18-263 | 18-53 |
| INT RETURNS: #-Yards | 11-165 | 5-1 |
| KICK RETURN AVERAGE | 19.8 | 19.0 |
| PUNT RETURN AVERAGE | 14.6 | 2.9 |
| INT RETURN AVERAGE | 15.0 | 0.2 |
| FUMBLES-LOST | 10-4 | 15-6 |
| PENALTIES-Yards | 54-402 | 37-260 |
| Average Per Game | 50.2 | 32.5 |
| PUNTS-Yards | 47-2070 | 52-2322 |
| Average Per Punt | 44.0 | 44.7 |
| Net punt average | 41.6 | 39.2 |
| KICKOFFS-Yards | 38-2402 | 27-1684 |
| Average Per Kick | 63.2 | 62.4 |
| Net kick average | 42.4 | 40.7 |
| TIME OF POSSESSION/Game | 33:02 | 26:58 |
| 3RD-DOWN Conversions | 47/124 | 36/116 |
| 3rd-Down Pct | 38% | 31% |
| 4TH-DOWN Conversions | 10/18 | 6/12 |
| 4th-Down Pct | 56% | 50% |
| SACKS BY-Yards | 26-188 | 25-130 |
| MISC YARDS | 0 | 0 |
| TOUCHDOWNS SCORED | 26 | 12 |
| FIELD GOALS-ATTEMPTS | 4-7 | 8-11 |
| ON-SIDE KICKS | 0-0 | 0-1 |
| RED-ZONE SCORES | (20-28) 71% | (15-17) 88% |
| RED-ZONE TOUCHDOWNS | (18-28) 64% | (8-17) 47% |
| PAT-ATTEMPTS | (21-24) 88% | (12-12) 100% |
| ATTENDANCE | 271173 | 314664 |
| Games/Avg Per Game | 3/90391 | 4/78666 |
| Neutral Site Games | | 1/84628 |

| Score by Quarters | 1st | 2nd | 3rd | 4th | OT | Total |
|--------------------------|------------|------------|------------|------------|-----------|--------------|
| Florida | 67 | 47 | 31 | 44 | 0 | 189 |
| Opponents | 13 | 45 | 9 | 41 | 0 | 108 |

2015 Florida Football
Florida Overall Individual Statistics (as of Jan 05, 2016)
Conference games

| Rushing | gp-gs | att | gain | loss | net | avg | td | lg | avg/g |
|-------------------|-------|-----|------|------|------|------|----|----|-------|
| Kelvin Taylor | 8-5 | 167 | 678 | 51 | 627 | 3.8 | 10 | 53 | 78.4 |
| Treon Harris | 6-4 | 43 | 193 | 76 | 117 | 2.7 | 0 | 19 | 19.5 |
| Jordan Scarlett | 4-1 | 18 | 132 | 23 | 109 | 6.1 | 0 | 60 | 27.2 |
| Will Grier | 4-4 | 29 | 116 | 53 | 63 | 2.2 | 1 | 18 | 15.8 |
| Jordan Cronkrite | 7-1 | 21 | 61 | 4 | 57 | 2.7 | 2 | 14 | 8.1 |
| Brandon Powell | 8-6 | 12 | 27 | 1 | 26 | 2.2 | 0 | 7 | 3.2 |
| Antonio Callaway | 8-8 | 1 | 9 | 0 | 9 | 9.0 | 0 | 9 | 1.1 |
| Mark Herndon | 8-0 | 1 | 2 | 0 | 2 | 2.0 | 0 | 2 | 0.2 |
| Demarcus Robinson | 8-6 | 1 | 1 | 0 | 1 | 1.0 | 0 | 1 | 0.1 |
| Johnny Townsend | 8-0 | 1 | 0 | 3 | -3 | -3.0 | 0 | 0 | -0.4 |
| Team | 3-0 | 5 | 0 | 12 | -12 | -2.4 | 0 | 0 | -4.0 |
| Total | 8 | 299 | 1219 | 223 | 996 | 3.3 | 13 | 60 | 124.5 |
| Opponents | 8 | 285 | 1310 | 310 | 1000 | 3.5 | 6 | 74 | 125.0 |

| Passing | gp-gs | effic | comp-att-int | pct | yds | td | lg | avg/g |
|-------------------|-------|--------|--------------|-------|------|----|----|-------|
| Will Grier | 4-4 | 135.17 | 80-126-2 | 63.5 | 887 | 6 | 77 | 221.8 |
| Treon Harris | 6-4 | 123.85 | 56-108-3 | 51.9 | 840 | 4 | 66 | 140.0 |
| Demarcus Robinson | 8-6 | 0.00 | 0-1-0 | 0.0 | 0 | 0 | 0 | 0.0 |
| Johnny Townsend | 8-0 | 158.80 | 1-1-0 | 100.0 | 7 | 0 | 7 | 0.9 |
| Alvin Bailey | 5-0 | 0.00 | 0-1-0 | 0.0 | 0 | 0 | 0 | 0.0 |
| Total | 8 | 128.97 | 137-237-5 | 57.8 | 1734 | 10 | 77 | 216.8 |
| Opponents | 8 | 98.70 | 107-214-11 | 50.0 | 1267 | 6 | 58 | 158.4 |

| Receiving | gp-gs | no. | yds | avg | td | lg | avg/g |
|-------------------|-------|-----|------|------|----|----|-------|
| Demarcus Robinson | 8-6 | 36 | 416 | 11.6 | 1 | 38 | 52.0 |
| Jake McGee | 8-8 | 29 | 250 | 8.6 | 3 | 19 | 31.2 |
| Antonio Callaway | 8-8 | 22 | 463 | 21.0 | 3 | 66 | 57.9 |
| Brandon Powell | 8-6 | 20 | 265 | 13.2 | 2 | 77 | 33.1 |
| Kelvin Taylor | 8-5 | 10 | 73 | 7.3 | 0 | 16 | 9.1 |
| DeAndre Goolsby | 8-3 | 9 | 129 | 14.3 | 0 | 30 | 16.1 |
| Ahmad Fulwood | 8-1 | 4 | 46 | 11.5 | 0 | 21 | 5.8 |
| Jordan Cronkrite | 7-1 | 3 | 53 | 17.7 | 1 | 41 | 7.6 |
| C'yontai Lewis | 3-0 | 1 | 25 | 25.0 | 0 | 25 | 8.3 |
| CeCe Jefferson | 8-2 | 1 | 7 | 7.0 | 0 | 7 | 0.9 |
| Chris Thompson | 8-1 | 1 | 4 | 4.0 | 0 | 4 | 0.5 |
| Valdez Showers | 8-0 | 1 | 3 | 3.0 | 0 | 3 | 0.4 |
| Total | 8 | 137 | 1734 | 12.7 | 10 | 77 | 216.8 |
| Opponents | 8 | 107 | 1267 | 11.8 | 6 | 58 | 158.4 |

| Punt Returns | no. | yds | avg | td | lg |
|-------------------|-----|-----|------|----|----|
| Antonio Callaway | 17 | 263 | 15.5 | 1 | 72 |
| Vernon Hargreaves | 1 | 0 | 0.0 | 0 | 0 |
| Total | 18 | 263 | 14.6 | 1 | 72 |
| Opponents | 18 | 53 | 2.9 | 0 | 22 |

| Interceptions | no. | yds | avg | td | lg |
|-------------------|-----|-----|------|----|----|
| Vernon Hargreaves | 3 | 109 | 36.3 | 0 | 53 |
| Jalen Tabor | 2 | 43 | 21.5 | 1 | 40 |
| Marcus Maye | 2 | 0 | 0.0 | 0 | 0 |
| Quincy Wilson | 2 | 13 | 6.5 | 0 | 11 |
| Keanu Neal | 1 | 0 | 0.0 | 0 | 0 |
| Jarrad Davis | 1 | 0 | 0.0 | 0 | 0 |
| Total | 11 | 165 | 15.0 | 1 | 53 |
| Opponents | 5 | 1 | 0.2 | 0 | 3 |

| Kick Returns | no. | yds | avg | td | lg |
|----------------|-----|-----|------|----|----|
| Brandon Powell | 16 | 328 | 20.5 | 0 | 71 |
| Valdez Showers | 1 | 8 | 8.0 | 0 | 8 |
| Total | 17 | 336 | 19.8 | 0 | 71 |
| Opponents | 18 | 342 | 19.0 | 0 | 37 |

| Fumble Returns | no. | yds | avg | td | lg |
|-----------------|-----|-----|------|----|----|
| Alex McCalister | 1 | 5 | 5.0 | 0 | 5 |
| CeCe Jefferson | 1 | 11 | 11.0 | 0 | 11 |
| Bryan Cox | 1 | 4 | 4.0 | 0 | 4 |
| Nick Washington | 0 | 0 | 0.0 | 1 | 0 |
| Total | 3 | 20 | 6.7 | 1 | 11 |
| Opponents | 0 | 0 | 0.0 | 0 | 0 |

2015 Florida Football
Florida Overall Individual Statistics (as of Jan 05, 2016)
Conference games

| Scoring | td | fg | PAT | | | | dxp | saf | pts |
|-------------------|----|------|-------|------|-----|------|-----|-----|-----|
| | | | kick | rush | rcv | pass | | | |
| Kelvin Taylor | 10 | - | - | - | - | - | - | - | 60 |
| Antonio Callaway | 4 | - | - | - | - | - | - | - | 24 |
| Jordan Cronkrite | 3 | - | - | - | - | - | - | - | 18 |
| Jake McGee | 3 | - | - | - | - | - | - | - | 18 |
| Austin Hardin | - | 2-4 | 11-12 | - | - | - | - | - | 17 |
| Jorge Powell | - | 2-3 | 10-11 | - | - | - | - | - | 16 |
| Brandon Powell | 2 | - | - | - | - | - | - | - | 12 |
| Jalen Tabor | 1 | - | - | - | - | - | - | - | 6 |
| Nick Washington | 1 | - | - | - | - | - | - | - | 6 |
| Will Grier | 1 | - | - | - | - | 0-1 | - | - | 6 |
| Demarcus Robinson | 1 | - | - | - | - | - | - | - | 6 |
| Neil MacInnes | - | - | 0-1 | - | - | - | - | - | 0 |
| Treon Harris | - | - | - | 0-1 | - | - | - | - | 0 |
| Total | 26 | 4-7 | 21-24 | 0-1 | - | 0-1 | - | - | 189 |
| Opponents | 12 | 8-11 | 12-12 | - | - | - | - | - | 108 |

| Total Offense | g | plays | rush | pass | total | avg/g |
|-------------------|---|-------|------|------|-------|-------|
| Treon Harris | 6 | 151 | 117 | 840 | 957 | 159.5 |
| Will Grier | 4 | 155 | 63 | 887 | 950 | 237.5 |
| Kelvin Taylor | 8 | 167 | 627 | 0 | 627 | 78.4 |
| Jordan Scarlett | 4 | 18 | 109 | 0 | 109 | 27.2 |
| Jordan Cronkrite | 7 | 21 | 57 | 0 | 57 | 8.1 |
| Brandon Powell | 8 | 12 | 26 | 0 | 26 | 3.2 |
| Antonio Callaway | 8 | 1 | 9 | 0 | 9 | 1.1 |
| Johnny Townsend | 8 | 2 | -3 | 7 | 4 | 0.5 |
| Mark Herndon | 8 | 1 | 2 | 0 | 2 | 0.2 |
| Demarcus Robinson | 8 | 2 | 1 | 0 | 1 | 0.1 |
| Team | 3 | 5 | -12 | 0 | -12 | -4.0 |
| Total | 8 | 536 | 996 | 1734 | 2730 | 341.2 |
| Opponents | 8 | 499 | 1000 | 1267 | 2267 | 283.4 |

| Field Goals | fg | pct. | 01-19 | 20-29 | 30-39 | 40-49 | 50-99 | lg | blk |
|---------------|-----|------|-------|-------|-------|-------|-------|----|-----|
| Austin Hardin | 2-4 | 50.0 | 0-0 | 0-0 | 1-2 | 1-2 | 0-0 | 43 | 1 |
| Jorge Powell | 2-3 | 66.7 | 0-0 | 1-1 | 1-2 | 0-0 | 0-0 | 31 | 0 |

| FG Sequence | Florida | Opponents |
|----------------|-----------|----------------|
| Kentucky | 34 | (29),(22),(45) |
| Tennessee | - | (34),(37),55 |
| Ole Miss | (31),(22) | 29,(22) |
| Missouri | 36 | (21),53 |
| LSU | - | - |
| Georgia | 45 | (27) |
| Vanderbilt | (43) | - |
| South Carolina | (39) | - |

| Punting | no. | yds | avg | lg | tb | fc | i20 | 50+ | blk |
|-----------------|-----|------|------|----|----|----|-----|-----|-----|
| Johnny Townsend | 47 | 2070 | 44.0 | 61 | 3 | 14 | 18 | 14 | 0 |
| Total | 47 | 2070 | 44.0 | 61 | 3 | 14 | 18 | 14 | 0 |
| Opponents | 52 | 2322 | 44.7 | 69 | 1 | 17 | 15 | 15 | 0 |

| Kickoffs | no. | yds | avg | tb | ob | retn | net | ydln |
|---------------|-----|------|------|----|----|------|------|------|
| Austin Hardin | 20 | 1271 | 63.5 | 12 | 1 | | | |
| Jorge Powell | 18 | 1131 | 62.8 | 6 | 1 | | | |
| Total | 38 | 2402 | 63.2 | 18 | 2 | 19.0 | 42.4 | 22 |
| Opponents | 27 | 1684 | 62.4 | 10 | 0 | 19.8 | 40.7 | 24 |

Numbers in (parentheses) indicate field goal was made.

2015 Florida Football
Florida Overall Individual Statistics (as of Jan 05, 2016)
Conference games

| All Purpose | g | rush | rcv | pr | kr | ir | total | avg/g |
|------------------|---|------|------|-----|-----|-----|-------|-------|
| Antonio Callawa | 8 | 9 | 463 | 263 | 0 | 0 | 735 | 91.9 |
| Kelvin Taylor | 8 | 627 | 73 | 0 | 0 | 0 | 700 | 87.5 |
| Brandon Powell | 8 | 26 | 265 | 0 | 328 | 0 | 619 | 77.4 |
| Demarcus Robin | 8 | 1 | 416 | 0 | 0 | 0 | 417 | 52.1 |
| Jake McGee | 8 | 0 | 250 | 0 | 0 | 0 | 250 | 31.2 |
| DeAndre Goolsb | 8 | 0 | 129 | 0 | 0 | 0 | 129 | 16.1 |
| Treon Harris | 6 | 117 | 0 | 0 | 0 | 0 | 117 | 19.5 |
| Jordan Cronkrite | 7 | 57 | 53 | 0 | 0 | 0 | 110 | 15.7 |
| Jordan Scarlett | 4 | 109 | 0 | 0 | 0 | 0 | 109 | 27.2 |
| Vernon Hargrea | 8 | 0 | 0 | 0 | 0 | 109 | 109 | 13.6 |
| Will Grier | 4 | 63 | 0 | 0 | 0 | 0 | 63 | 15.8 |
| Ahmad Fulwood | 8 | 0 | 46 | 0 | 0 | 0 | 46 | 5.8 |
| Jalen Tabor | 7 | 0 | 0 | 0 | 0 | 43 | 43 | 6.1 |
| C'yontai Lewis | 3 | 0 | 25 | 0 | 0 | 0 | 25 | 8.3 |
| Quincy Wilson | 8 | 0 | 0 | 0 | 0 | 13 | 13 | 1.6 |
| Valdez Showers | 8 | 0 | 3 | 0 | 8 | 0 | 11 | 1.4 |
| CeCe Jefferson | 8 | 0 | 7 | 0 | 0 | 0 | 7 | 0.9 |
| Chris Thompson | 8 | 0 | 4 | 0 | 0 | 0 | 4 | 0.5 |
| Mark Herndon | 8 | 2 | 0 | 0 | 0 | 0 | 2 | 0.2 |
| Johnny Townse | 8 | -3 | 0 | 0 | 0 | 0 | -3 | -0.4 |
| Team | 3 | -12 | 0 | 0 | 0 | 0 | -12 | -4.0 |
| Total | 8 | 996 | 1734 | 263 | 336 | 165 | 3494 | 436.8 |
| Opponents | 8 | 1000 | 1267 | 53 | 342 | 1 | 2663 | 332.9 |

2015 Florida Football
Florida Overall Defensive Statistics (as of Jan 05, 2016)
Conference games

| ## | Defensive Leaders | gp-gs | Tackles | | | | Sacks | Pass defense | | | Fumbles | | blkd | |
|-----------|-------------------|-------|---------|-----|-----|---------|--------|--------------|------|-----|---------|----|------|-----|
| | | | ua | a | tot | tfl/yds | | int-yds | brup | qbh | rcv-yds | ff | kick | saf |
| 3M | Antonio Morrison | 8-8 | 27 | 34 | 61 | 9.0-33 | 1.5-15 | . | . | 1 | . | . | . | . |
| 42 | Keanu Neal | 8-7 | 30 | 30 | 60 | 2.5-15 | 1.0-10 | 1-0 | 1 | 1 | . | 1 | . | . |
| 40 | Jarrad Davis | 8-8 | 24 | 29 | 53 | 5.5-20 | 1.5-10 | 1-0 | 2 | 3 | . | . | . | . |
| 20 | Marcus Maye | 8-8 | 25 | 24 | 49 | 1.5-3 | . | 2-0 | 3 | 2 | . | 3 | . | . |
| 90 | Jon Bullard | 8-8 | 23 | 19 | 42 | 10.5-57 | 4.5-35 | . | 1 | 4 | . | . | . | . |
| 94 | Bryan Cox | 8-7 | 10 | 18 | 28 | 8.5-30 | 2.5-16 | . | 1 | 1 | 2-4 | 1 | . | . |
| 14 | Alex McCalister | 8-6 | 12 | 11 | 23 | 7.5-50 | 6.5-48 | . | 1 | 5 | 1-5 | 1 | . | . |
| 24 | Brian Poole | 8-4 | 14 | 9 | 23 | 1.0-3 | 0.5-2 | . | 4 | . | . | . | . | . |
| 57 | Caleb Brantley | 8-5 | 6 | 16 | 22 | 4.0-14 | 3.0-12 | . | . | 2 | . | . | . | . |
| 1 | Vernon Hargreaves | 8-8 | 14 | 6 | 20 | . | . | 3-109 | 2 | . | . | 1 | . | . |
| 96 | CeCe Jefferson | 8-2 | 10 | 7 | 17 | 5.0-31 | 1.5-19 | . | . | 2 | 1-11 | . | . | . |
| 17 | Jordan Sherit | 8-1 | 7 | 7 | 14 | 1.5-8 | 1.5-8 | . | . | . | . | . | . | . |
| 8 | Nick Washington | 8-2 | 5 | 7 | 12 | 0.5-1 | . | . | . | . | 2-0 | . | . | . |
| 6 | Quincy Wilson | 8-6 | 7 | 4 | 11 | . | . | 2-13 | 4 | . | . | . | . | . |
| 31 | Jalen Tabor | 7-3 | 8 | 3 | 11 | 2.0-3 | 1.0-2 | 2-43 | 5 | . | . | . | . | . |
| 91 | Joey Ivie | 5-3 | 4 | 7 | 11 | 0.5-5 | 0.5-5 | . | . | . | . | . | . | . |
| 26 | Marcell Harris | 6-0 | 6 | 4 | 10 | . | . | . | . | . | . | . | . | . |
| 13 | Daniel McMillian | 8-0 | 7 | 3 | 10 | . | . | . | 2 | . | . | 1 | . | . |
| 10 | Valdez Showers | 8-0 | 5 | 2 | 7 | . | . | . | . | . | . | . | . | . |
| 93 | Taven Bryan | 8-1 | 1 | 6 | 7 | 1.5-8 | 0.5-6 | . | . | 2 | . | . | . | . |
| 85 | Chris Thompson | 8-1 | 3 | 3 | 6 | . | . | . | . | . | . | . | . | . |
| 54 | Khairi Clark | 8-0 | 2 | 3 | 5 | . | . | . | . | . | . | . | . | . |
| 7D | Duke Dawson | 8-0 | 2 | 3 | 5 | . | . | . | . | . | . | . | . | . |
| 23 | Jeremi Powell | 5-1 | 3 | 2 | 5 | . | . | . | . | . | . | . | . | . |
| 97 | Justus Reed | 4-0 | 3 | . | 3 | . | . | . | . | 1 | . | . | . | . |
| 37 | Mark Herndon | 8-0 | 1 | 1 | 2 | . | . | . | . | . | . | . | . | . |
| 48 | Anthony Harrell | 8-0 | . | 1 | 1 | . | . | . | . | . | . | . | . | . |
| 15 | Deiondre Porter | 2-0 | 1 | . | 1 | . | . | . | . | . | . | . | . | . |
| 86 | Raphael Andrades | 6-0 | 1 | . | 1 | . | . | . | . | . | . | . | . | . |
| 98 | Jorge Powell | 4-0 | 1 | . | 1 | . | . | . | . | . | . | . | . | . |
| 5D | Cameron Dillard | 8-8 | 1 | . | 1 | . | . | . | . | . | . | . | . | . |
| 21 | Kelvin Taylor | 8-5 | 1 | . | 1 | . | . | . | . | . | . | . | . | . |
| 55 | Thomas Holley | 3-0 | . | 1 | 1 | . | . | . | . | . | . | . | . | . |
| Total | | 8 | 264 | 260 | 524 | 61-281 | 26-188 | 11-165 | 26 | 24 | 6-20 | 8 | . | . |
| Opponents | | 8 | 310 | 226 | 536 | 57-227 | 25-130 | 5-1 | 27 | 27 | 4-0 | 6 | 2 | . |

2015 Florida Football
Florida Game Superlatives (as of Jan 05, 2016)
All games

INDIVIDUAL GAME HIGHS

| | | |
|---------------------|------|--|
| Rushes | 28 | Kelvin Taylor at Missouri (Oct 10, 2015) |
| Yards Rushing | 136 | Kelvin Taylor vs Florida State (Nov 28, 2015) |
| TD Rushes | 2 | Kelvin Taylor vs Tennessee (Sep 26, 2015) |
| | 2 | Kelvin Taylor at Missouri (Oct 10, 2015) |
| | 2 | Kelvin Taylor vs Georgia (Oct 31, 2015) |
| Long Rush | 60 | Jordan Scarlett vs Georgia (Oct 31, 2015) |
| Pass attempts | 42 | Will Grier vs Tennessee (Sep 26, 2015) |
| Pass completions | 24 | Will Grier vs Ole Miss (Oct 03, 2015) |
| Yards Passing | 283 | Will Grier vs Tennessee (Sep 26, 2015) |
| TD Passes | 4 | Will Grier vs Ole Miss (Oct 03, 2015) |
| Long Pass | 77 | Will Grier vs Ole Miss (Oct 03, 2015) |
| Receptions | 9 | Demarcus Robinson vs Vanderbilt (Nov 07, 2015) |
| Yards Receiving | 112 | Antonio Callaway vs Tennessee (Sep 26, 2015) |
| TD Receptions | 2 | C'yontai Lewis vs New Mexico St. (Sep 05, 2015) |
| | 2 | Jake McGee at LSU (Oct 17, 2015) |
| Long Reception | 77 | Brandon Powell vs Ole Miss (Oct 03, 2015) |
| Field Goals | 2 | Austin Hardin vs New Mexico St. (Sep 05, 2015) |
| | 2 | Jorge Powell vs Ole Miss (Oct 03, 2015) |
| Long Field Goal | 43 | Austin Hardin vs Vanderbilt (Nov 07, 2015) |
| Punts | 9 | Johnny Townsend at Missouri (Oct 10, 2015) |
| | 9 | Johnny Townsend vs Florida Atlantic (Nov 21, 2015) |
| | 9 | Johnny Townsend vs Florida State (Nov 28, 2015) |
| Punting Avg | 54.0 | Johnny Townsend vs Michigan (Jan 01, 2016) |
| Long Punt | 61 | Johnny Townsend vs Tennessee (Sep 26, 2015) |
| | 61 | Johnny Townsend vs Michigan (Jan 01, 2016) |
| Punts inside 20 | 6 | Johnny Townsend vs Florida Atlantic (Nov 21, 2015) |
| Long Punt Return | 85 | Antonio Callaway vs Alabama (Dec 05, 2015) |
| Long Kickoff Return | 71 | Brandon Powell vs Vanderbilt (Nov 07, 2015) |
| Tackles | 16 | Antonio Morrison vs Ole Miss (Oct 03, 2015) |
| Sacks | 3.0 | Joey Ivie vs East Carolina (Sep 12, 2015) |
| Tackles For Loss | 3.5 | Antonio Morrison vs Ole Miss (Oct 03, 2015) |
| | 3.5 | Bryan Cox at LSU (Oct 17, 2015) |
| Interceptions | 1 | Vernon Hargreaves vs New Mexico St. (Sep 05, 2015) |
| | 1 | Jalen Tabor vs East Carolina (Sep 12, 2015) |
| | 1 | Quincy Wilson at Kentucky (Sep 19, 2015) |
| | 1 | Vernon Hargreaves at Kentucky (Sep 19, 2015) |
| | 1 | Vernon Hargreaves vs Ole Miss (Oct 03, 2015) |
| | 1 | Jalen Tabor at Missouri (Oct 10, 2015) |
| | 1 | Marcus Maye at Missouri (Oct 10, 2015) |
| | 1 | Marcus Maye vs Georgia (Oct 31, 2015) |
| | 1 | Vernon Hargreaves vs Georgia (Oct 31, 2015) |
| | 1 | Jarrad Davis vs Georgia (Oct 31, 2015) |
| | 1 | Keanu Neal vs Georgia (Oct 31, 2015) |
| | 1 | Quincy Wilson at South Carolina (Nov 14, 2015) |
| | 1 | Jalen Tabor at South Carolina (Nov 14, 2015) |
| | 1 | Jalen Tabor vs Florida Atlantic (Nov 21, 2015) |

2015 Florida Football
Florida Game Superlatives (as of Jan 05, 2016)
All games

TEAM GAME HIGHS

| | | |
|------------------|------|------------------------------------|
| Rushes | 48 | vs Georgia (Oct 31, 2015) |
| Yards Rushing | 258 | vs Georgia (Oct 31, 2015) |
| Yards Per Rush | 5.4 | vs New Mexico St. (Sep 05, 2015) |
| TD Rushes | 4 | vs New Mexico St. (Sep 05, 2015) |
| Pass attempts | 43 | vs Tennessee (Sep 26, 2015) |
| Pass completions | 31 | vs New Mexico St. (Sep 05, 2015) |
| Yards Passing | 384 | vs New Mexico St. (Sep 05, 2015) |
| Yards Per Pass | 10.1 | vs New Mexico St. (Sep 05, 2015) |
| TD Passes | 4 | vs New Mexico St. (Sep 05, 2015) |
| | 4 | vs Ole Miss (Oct 03, 2015) |
| Total Plays | 79 | vs New Mexico St. (Sep 05, 2015) |
| | 79 | vs Florida State (Nov 28, 2015) |
| Total Offense | 606 | vs New Mexico St. (Sep 05, 2015) |
| Yards Per Play | 7.7 | vs New Mexico St. (Sep 05, 2015) |
| Points | 61 | vs New Mexico St. (Sep 05, 2015) |
| Sacks By | 6 | at Kentucky (Sep 19, 2015) |
| First Downs | 28 | vs New Mexico St. (Sep 05, 2015) |
| Penalties | 12 | vs East Carolina (Sep 12, 2015) |
| Penalty Yards | 105 | vs East Carolina (Sep 12, 2015) |
| Turnovers | 4 | vs Vanderbilt (Nov 07, 2015) |
| Interceptions By | 4 | vs Georgia (Oct 31, 2015) |
| Punts | 9 | at Missouri (Oct 10, 2015) |
| | 9 | vs Florida Atlantic (Nov 21, 2015) |
| | 9 | vs Florida State (Nov 28, 2015) |
| | 9 | vs Alabama (Dec 05, 2015) |
| Punting Avg | 54.0 | vs Michigan (Jan 01, 2016) |
| Long Punt | 61 | vs Tennessee (Sep 26, 2015) |
| | 61 | vs Michigan (Jan 01, 2016) |
| Punts inside 20 | 6 | vs Florida Atlantic (Nov 21, 2015) |
| Long Punt Return | 85 | vs Alabama (Dec 05, 2015) |

2015 Florida Football
Florida Game Superlatives (as of Jan 05, 2016)
All games

OPPONENT INDIVIDUAL GAME HIGHS

| | | |
|---------------------|------|---|
| Rushes | 44 | Derrick Henry, vs Alabama (Dec 05, 2015) |
| Yards Rushing | 189 | Derrick Henry, vs Alabama (Dec 05, 2015) |
| TD Rushes | 2 | Hurd, J., vs Tennessee (Sep 26, 2015) |
| | 2 | L. Fournette, at LSU (Oct 17, 2015) |
| | 2 | Cook, D., vs Florida State (Nov 28, 2015) |
| Long Rush | 74 | Ralph Webb, vs Vanderbilt (Nov 07, 2015) |
| Pass attempts | 54 | KEMP, Blake, vs East Carolina (Sep 12, 2015) |
| Pass completions | 34 | KEMP, Blake, vs East Carolina (Sep 12, 2015) |
| Yards Passing | 333 | KEMP, Blake, vs East Carolina (Sep 12, 2015) |
| TD Passes | 3 | KEMP, Blake, vs East Carolina (Sep 12, 2015) |
| | 3 | Rudock, Jake, vs Michigan (Jan 01, 2016) |
| Long Pass | 58 | Jennings, J., vs Tennessee (Sep 26, 2015) |
| Receptions | 14 | JONES, Isaiah, vs East Carolina (Sep 12, 2015) |
| Yards Receiving | 135 | JONES, Isaiah, vs East Carolina (Sep 12, 2015) |
| TD Receptions | 2 | Malachi Dupre, at LSU (Oct 17, 2015) |
| Long Reception | 58 | Dobbs, J., vs Tennessee (Sep 26, 2015) |
| Field Goals | 3 | A. MacGinnis, at Kentucky (Sep 19, 2015) |
| Long Field Goal | 51 | Aguayo, R., vs Florida State (Nov 28, 2015) |
| Punts | 10 | Tommy Openshaw, vs Vanderbilt (Nov 07, 2015) |
| Punting Avg | 57.0 | Allen, Kenny, vs Michigan (Jan 01, 2016) |
| Long Punt | 69 | Sean Kelly, at South Carolina (Nov 14, 2015) |
| Punts inside 20 | 5 | JK Scott, vs Alabama (Dec 05, 2015) |
| Long Punt Return | 22 | Kamara, A., vs Tennessee (Sep 26, 2015) |
| Long Kickoff Return | 37 | Reggie Davis, vs Georgia (Oct 31, 2015) |
| Tackles | 15 | Brothers, K., at Missouri (Oct 10, 2015) |
| Sacks | 3.0 | Lewis Neal, at LSU (Oct 17, 2015) |
| Tackles For Loss | 3.5 | Lewis Neal, at LSU (Oct 17, 2015) |
| | 3.5 | Walker, D., vs Florida State (Nov 28, 2015) |
| Interceptions | 1 | FULP, Bobby, vs East Carolina (Sep 12, 2015) |
| | 1 | J.D. Harmon, at Kentucky (Sep 19, 2015) |
| | 1 | McNeil, L., vs Tennessee (Sep 26, 2015) |
| | 1 | Ryan White, vs Vanderbilt (Nov 07, 2015) |
| | 1 | T.J. Gurley, at South Carolina (Nov 14, 2015) |
| | 1 | Gerald Dixon, at South Carolina (Nov 14, 2015) |
| | 1 | NEASMAN, Sharro, vs Florida Atlantic (Nov 21, 2015) |
| | 1 | M. Humphrey, vs Alabama (Dec 05, 2015) |
| | 1 | Stribling, C., vs Michigan (Jan 01, 2016) |
| | 1 | Wilson, Jarrod, vs Michigan (Jan 01, 2016) |

2015 Florida Football
Florida Game Superlatives (as of Jan 05, 2016)
All games

OPPONENT TEAM GAME HIGHS

| | | |
|------------------|------|------------------------------------|
| Rushes | 58 | vs Alabama (Dec 05, 2015) |
| Yards Rushing | 254 | vs Tennessee (Sep 26, 2015) |
| Yards Per Rush | 5.4 | at LSU (Oct 17, 2015) |
| TD Rushes | 3 | at LSU (Oct 17, 2015) |
| Pass attempts | 58 | vs East Carolina (Sep 12, 2015) |
| Pass completions | 37 | vs East Carolina (Sep 12, 2015) |
| Yards Passing | 346 | vs East Carolina (Sep 12, 2015) |
| Yards Per Pass | 10.6 | at LSU (Oct 17, 2015) |
| TD Passes | 3 | vs East Carolina (Sep 12, 2015) |
| | 3 | vs Michigan (Jan 01, 2016) |
| Total Plays | 84 | vs Florida Atlantic (Nov 21, 2015) |
| | 84 | vs Alabama (Dec 05, 2015) |
| Total Offense | 503 | vs Michigan (Jan 01, 2016) |
| Yards Per Play | 7.1 | at LSU (Oct 17, 2015) |
| Points | 41 | vs Michigan (Jan 01, 2016) |
| Sacks By | 6 | vs Alabama (Dec 05, 2015) |
| First Downs | 28 | vs Michigan (Jan 01, 2016) |
| Penalties | 9 | vs East Carolina (Sep 12, 2015) |
| Penalty Yards | 65 | vs East Carolina (Sep 12, 2015) |
| Turnovers | 5 | vs Georgia (Oct 31, 2015) |
| Interceptions By | 2 | at South Carolina (Nov 14, 2015) |
| | 2 | vs Michigan (Jan 01, 2016) |
| Punts | 10 | vs Vanderbilt (Nov 07, 2015) |
| Punting Avg | 57.0 | vs Michigan (Jan 01, 2016) |
| Long Punt | 69 | at South Carolina (Nov 14, 2015) |
| Punts inside 20 | 5 | vs Alabama (Dec 05, 2015) |
| Long Punt Return | 22 | vs Tennessee (Sep 26, 2015) |

2015 Florida Football
Florida By-Quarter Statistics (as of Jan 05, 2016)
All games

3rd-Down Conversions

| Date | Opponent | Score | Overall | 1st Qtr | 2nd Qtr | 3rd Qtr | 4th Qtr | Overtime |
|--------------|-------------------|---------|-------------|------------|------------|------------|------------|----------|
| Sep 05, 2015 | NEW MEXICO ST. | W 61-13 | 10-15 66.7 | 2-3 66.7 | 3-3 100.0 | 3-5 60.0 | 2-4 50.0 | |
| Sep 12, 2015 | EAST CAROLINA | W 31-24 | 4-13 30.8 | 1-3 33.3 | 0-3 0.0 | 2-4 50.0 | 1-3 33.3 | |
| Sep 19, 2015 | at Kentucky | W 14-9 | 2-11 18.2 | 0-2 0.0 | 2-5 40.0 | 0-1 0.0 | 0-3 0.0 | |
| Sep 26, 2015 | TENNESSEE | W 28-27 | 3-15 20.0 | 0-3 0.0 | 1-4 25.0 | 1-4 25.0 | 1-4 25.0 | |
| Oct 03, 2015 | OLE MISS | W 38-10 | 8-16 50.0 | 2-4 50.0 | 3-4 75.0 | 2-3 66.7 | 1-5 20.0 | |
| Oct 10, 2015 | at Missouri | W 21-3 | 7-18 38.9 | 3-4 75.0 | 1-4 25.0 | 1-5 20.0 | 2-5 40.0 | |
| Oct 17, 2015 | at LSU | L 28-35 | 6-16 37.5 | 2-5 40.0 | 0-2 0.0 | 2-4 50.0 | 2-5 40.0 | |
| Oct 31, 2015 | vs Georgia | W 27-3 | 7-16 43.8 | 2-6 33.3 | 1-3 33.3 | 2-4 50.0 | 2-3 66.7 | |
| Nov 07, 2015 | VANDERBILT | W 9-7 | 3-13 23.1 | 2-3 66.7 | 1-6 16.7 | 0-3 0.0 | 0-1 0.0 | |
| Nov 14, 2015 | at South Carolina | W 24-14 | 11-19 57.9 | 3-5 60.0 | 4-6 66.7 | 3-4 75.0 | 1-4 25.0 | |
| Nov 21, 2015 | FLORIDA ATLANTIC | W 20-14 | 2-13 15.4 | 0-2 0.0 | 0-4 0.0 | 1-2 50.0 | 1-5 20.0 | 0-0 0.0 |
| Nov 28, 2015 | FLORIDA STATE | L 2-27 | 5-17 29.4 | 1-4 25.0 | 2-6 33.3 | 2-4 50.0 | 0-3 0.0 | |
| Dec 05, 2015 | vs Alabama | L 15-29 | 0-11 0.0 | 0-4 0.0 | 0-3 0.0 | 0-1 0.0 | 0-3 0.0 | |
| Jan 01, 2016 | vs Michigan | L 7-41 | 7-13 53.8 | 4-5 80.0 | 3-4 75.0 | 0-2 0.0 | 0-2 0.0 | |
| Florida | | | 75-206 36.4 | 22-53 41.5 | 21-57 36.8 | 19-46 41.3 | 13-50 26.0 | 0-0 0.0 |
| Opponents | | | 70-209 33.5 | 10-40 25.0 | 16-52 30.8 | 19-57 33.3 | 24-58 41.4 | 1-2 50.0 |

4th-Down Conversions

| Date | Opponent | Score | Overall | 1st Qtr | 2nd Qtr | 3rd Qtr | 4th Qtr | Overtime |
|--------------|-------------------|---------|------------|-----------|-----------|-----------|-----------|----------|
| Sep 05, 2015 | NEW MEXICO ST. | W 61-13 | 2-2 100.0 | 0-0 0.0 | 0-0 0.0 | 0-0 0.0 | 2-2 100.0 | |
| Sep 12, 2015 | EAST CAROLINA | W 31-24 | 1-1 100.0 | 0-0 0.0 | 0-0 0.0 | 0-0 0.0 | 1-1 100.0 | |
| Sep 19, 2015 | at Kentucky | W 14-9 | 2-2 100.0 | 1-1 100.0 | 1-1 100.0 | 0-0 0.0 | 0-0 0.0 | |
| Sep 26, 2015 | TENNESSEE | W 28-27 | 5-5 100.0 | 0-0 0.0 | 1-1 100.0 | 1-1 100.0 | 3-3 100.0 | |
| Oct 03, 2015 | OLE MISS | W 38-10 | 0-0 0.0 | 0-0 0.0 | 0-0 0.0 | 0-0 0.0 | 0-0 0.0 | |
| Oct 10, 2015 | at Missouri | W 21-3 | 0-1 0.0 | 0-0 0.0 | 0-0 0.0 | 0-0 0.0 | 0-1 0.0 | |
| Oct 17, 2015 | at LSU | L 28-35 | 2-4 50.0 | 1-1 100.0 | 0-0 0.0 | 1-1 100.0 | 0-2 0.0 | |
| Oct 31, 2015 | vs Georgia | W 27-3 | 0-1 0.0 | 0-0 0.0 | 0-0 0.0 | 0-0 0.0 | 0-1 0.0 | |
| Nov 07, 2015 | VANDERBILT | W 9-7 | 0-3 0.0 | 0-1 0.0 | 0-2 0.0 | 0-0 0.0 | 0-0 0.0 | |
| Nov 14, 2015 | at South Carolina | W 24-14 | 1-2 50.0 | 1-1 100.0 | 0-0 0.0 | 0-0 0.0 | 0-1 0.0 | |
| Nov 21, 2015 | FLORIDA ATLANTIC | W 20-14 | 0-0 0.0 | 0-0 0.0 | 0-0 0.0 | 0-0 0.0 | 0-0 0.0 | 0-0 0.0 |
| Nov 28, 2015 | FLORIDA STATE | L 2-27 | 1-3 33.3 | 0-1 0.0 | 0-0 0.0 | 1-1 100.0 | 0-1 0.0 | |
| Dec 05, 2015 | vs Alabama | L 15-29 | 0-1 0.0 | 0-0 0.0 | 0-0 0.0 | 0-0 0.0 | 0-1 0.0 | |
| Jan 01, 2016 | vs Michigan | L 7-41 | 0-2 0.0 | 0-1 0.0 | 0-0 0.0 | 0-0 0.0 | 0-1 0.0 | |
| Florida | | | 14-27 51.9 | 3-6 50.0 | 2-4 50.0 | 3-3 100.0 | 6-14 42.9 | 0-0 0.0 |
| Opponents | | | 12-20 60.0 | 1-1 100.0 | 4-6 66.7 | 4-5 80.0 | 3-7 42.9 | 0-1 0.0 |

Time of Possession

| Date | Opponent | Score | Overall | 1st Qtr | 2nd Qtr | 3rd Qtr | 4th Qtr | Overtime |
|--------------|-------------------|---------|--------------|---------|---------|---------|---------|----------|
| Sep 05, 2015 | NEW MEXICO ST. | W 61-13 | 37:56 | 8:50 | 7:11 | 9:44 | 12:11 | |
| Sep 12, 2015 | EAST CAROLINA | W 31-24 | 31:07 | 7:32 | 8:43 | 7:24 | 7:28 | |
| Sep 19, 2015 | at Kentucky | W 14-9 | 31:53 | 5:49 | 11:38 | 5:36 | 8:50 | |
| Sep 26, 2015 | TENNESSEE | W 28-27 | 28:03 | 6:57 | 7:56 | 6:08 | 7:02 | |
| Oct 03, 2015 | OLE MISS | W 38-10 | 31:50 | 9:54 | 7:02 | 4:49 | 10:05 | |
| Oct 10, 2015 | at Missouri | W 21-3 | 37:53 | 10:30 | 9:01 | 8:25 | 9:57 | |
| Oct 17, 2015 | at LSU | L 28-35 | 29:43 | 10:23 | 5:01 | 8:32 | 5:47 | |
| Oct 31, 2015 | vs Georgia | W 27-3 | 36:51 | 10:21 | 7:01 | 9:01 | 10:28 | |
| Nov 07, 2015 | VANDERBILT | W 9-7 | 28:06 | 7:27 | 8:16 | 4:59 | 7:24 | |
| Nov 14, 2015 | at South Carolina | W 24-14 | 39:56 | 9:06 | 10:52 | 10:57 | 9:01 | |
| Nov 21, 2015 | FLORIDA ATLANTIC | W 20-14 | 30:02 | 7:05 | 6:53 | 6:18 | 9:46 | 0:00 |
| Nov 28, 2015 | FLORIDA STATE | L 2-27 | 32:25 | 9:41 | 6:55 | 9:12 | 6:37 | |
| Dec 05, 2015 | vs Alabama | L 15-29 | 16:31 | 6:35 | 5:13 | 1:05 | 3:38 | |
| Jan 01, 2016 | vs Michigan | L 7-41 | 21:22 | 8:36 | 6:11 | 3:28 | 3:07 | |
| Florida | | | Total 433:38 | 118:46 | 107:53 | 95:38 | 111:21 | 0:00 |
| | | | Avg. 30:58 | 8:29 | 7:42 | 6:49 | 7:57 | 0:00 |
| Opponents | | | Total 406:22 | 91:14 | 102:07 | 114:22 | 98:39 | 0:00 |
| | | | Avg. 29:01 | 6:31 | 7:17 | 8:10 | 7:02 | 0:00 |

| | | | | Times | Times | Total | | Rush | Pass | FGs | Failed to score inside RZ | | | | | |
|------------------|-------------------|---------|--|-------|--------|-------|-----|------|------|------|---------------------------|------|-----|------|------|------|
| Date | Opponent | Score | | In RZ | Scored | Pts | TDs | TDs | TDs | Made | FGA | Down | Int | Fumb | Half | Game |
| Sep 05, 2015 | NEW MEXICO ST. | W 61-13 | | 1 | 1 | 7 | 1 | 1 | 0 | 0 | 0 | 0 | 0 | 0 | 0 | 0 |
| Sep 12, 2015 | EAST CAROLINA | W 31-24 | | 4 | 2 | 10 | 1 | 0 | 1 | 1 | 0 | 1 | 0 | 1 | 0 | 0 |
| Sep 19, 2015 | at Kentucky | W 14-9 | | 2 | 2 | 6 | 0 | 0 | 0 | 2 | 0 | 0 | 0 | 0 | 0 | 0 |
| Sep 26, 2015 | TENNESSEE | W 28-27 | | 4 | 4 | 20 | 2 | 2 | 0 | 2 | 0 | 0 | 0 | 0 | 0 | 0 |
| Oct 03, 2015 | OLE MISS | W 38-10 | | 3 | 2 | 10 | 1 | 0 | 1 | 1 | 1 | 0 | 0 | 0 | 0 | 0 |
| Oct 10, 2015 | at Missouri | W 21-3 | | 1 | 1 | 3 | 0 | 0 | 0 | 1 | 0 | 0 | 0 | 0 | 0 | 0 |
| Oct 17, 2015 | at LSU | L 28-35 | | 4 | 4 | 28 | 4 | 3 | 1 | 0 | 0 | 0 | 0 | 0 | 0 | 0 |
| Oct 31, 2015 | vs Georgia | W 27-3 | | 2 | 1 | 3 | 0 | 0 | 0 | 1 | 0 | 0 | 1 | 0 | 0 | 0 |
| Nov 07, 2015 | VANDERBILT | W 9-7 | | 0 | 0 | 0 | 0 | 0 | 0 | 0 | 0 | 0 | 0 | 0 | 0 | 0 |
| Nov 14, 2015 | at South Carolina | W 24-14 | | 1 | 1 | 7 | 1 | 0 | 1 | 0 | 0 | 0 | 0 | 0 | 0 | 0 |
| Nov 21, 2015 | FLORIDA ATLANTIC | W 20-14 | | 2 | 1 | 7 | 1 | 0 | 1 | 0 | 0 | 1 | 0 | 0 | 0 | 0 |
| Nov 28, 2015 | FLORIDA STATE | L 2-27 | | 2 | 2 | 14 | 2 | 1 | 1 | 0 | 0 | 0 | 0 | 0 | 0 | 0 |
| Dec 05, 2015 | vs Alabama | L 15-29 | | 6 | 4 | 20 | 2 | 1 | 1 | 2 | 1 | 0 | 0 | 0 | 1 | 0 |
| Jan 01, 2016 | vs Michigan | L 7-41 | | 7 | 6 | 34 | 4 | 2 | 2 | 2 | 0 | 0 | 0 | 0 | 1 | 0 |
| Totals | | | | 39 | 31 | 169 | 19 | 10 | 9 | 12 | 2 | 2 | 1 | 1 | 2 | 0 |
| 31 of 39 (79.5%) | | | | | | | | | | | | | | | | |

2015 Florida Football
Florida Team Game-by-Game (as of Jan 05, 2016)
All games

TEAM STATISTICS

| | | Rushing | | | | Receiving | | | | Passing | | | | Kick Returns | | | | Punt Returns | | | | tot | | |
|---------|-------------------|---------|------|----|----|-----------|------|----|----|---------|-----|-----|------|--------------|----|-----|-----|--------------|----|-----|-----|-----|----|------|
| Date | Opponent | no. | yds | td | lg | no. | yds | td | lg | cmp | att | int | yds | td | lg | no. | yds | td | lg | no. | yds | td | lg | off |
| Sep 05 | NEW MEXICO ST. | 41 | 222 | 4 | 38 | 31 | 384 | 4 | 43 | 31 | 38 | 0 | 384 | 4 | 43 | 2 | 46 | 0 | 23 | 3 | 30 | 0 | 19 | 606 |
| Sep 12 | EAST CAROLINA | 38 | 168 | 1 | 22 | 15 | 205 | 2 | 34 | 15 | 25 | 1 | 205 | 2 | 34 | 2 | 56 | 0 | 39 | 3 | 6 | 0 | 6 | 373 |
| Sep 19 | at Kentucky | 37 | 120 | 2 | 13 | 13 | 125 | 0 | 34 | 13 | 22 | 1 | 125 | 0 | 34 | 3 | 51 | 0 | 23 | 1 | 37 | 0 | 37 | 245 |
| Sep 26 | TENNESSEE | 28 | 109 | 2 | 47 | 23 | 283 | 2 | 63 | 23 | 43 | 1 | 283 | 2 | 63 | 4 | 76 | 0 | 29 | 4 | 30 | 0 | 12 | 392 |
| Oct 03 | OLE MISS | 34 | 84 | 1 | 16 | 24 | 271 | 4 | 77 | 24 | 29 | 0 | 271 | 4 | 77 | 2 | 41 | 0 | 25 | 2 | 7 | 0 | 8 | 355 |
| Oct 10 | at Missouri | 44 | 129 | 2 | 19 | 20 | 208 | 0 | 25 | 20 | 33 | 0 | 208 | 0 | 25 | 1 | 18 | 0 | 18 | 1 | 6 | 0 | 6 | 337 |
| Oct 17 | at LSU | 31 | 55 | 1 | 17 | 17 | 271 | 2 | 48 | 17 | 32 | 0 | 271 | 2 | 48 | 3 | 35 | 0 | 24 | 1 | 72 | 1 | 72 | 326 |
| Oct 31 | vs Georgia | 48 | 258 | 2 | 60 | 8 | 155 | 1 | 66 | 8 | 19 | 0 | 155 | 1 | 66 | 2 | 25 | 0 | 19 | 1 | 1 | 0 | 1 | 413 |
| Nov 07 | VANDERBILT | 34 | 93 | 1 | 20 | 13 | 165 | 0 | 36 | 13 | 26 | 1 | 165 | 0 | 36 | 1 | 71 | 0 | 71 | 8 | 110 | 0 | 28 | 258 |
| Nov 14 | at South Carolina | 43 | 148 | 2 | 53 | 19 | 256 | 1 | 41 | 19 | 33 | 2 | 256 | 1 | 41 | 1 | 19 | 0 | 19 | 0 | 0 | 0 | 0 | 404 |
| Nov 21 | FLORIDA ATLANTIC | 44 | 130 | 1 | 25 | 8 | 122 | 2 | 53 | 8 | 17 | 1 | 122 | 2 | 53 | 1 | 22 | 0 | 22 | 3 | 55 | 0 | 52 | 252 |
| Nov 28 | FLORIDA STATE | 40 | 128 | 0 | 22 | 19 | 134 | 0 | 15 | 19 | 39 | 0 | 134 | 0 | 15 | 2 | 36 | 0 | 22 | 2 | 8 | 0 | 5 | 262 |
| Dec 05 | vs Alabama | 21 | 15 | 0 | 23 | 9 | 165 | 1 | 46 | 9 | 24 | 1 | 165 | 1 | 46 | 2 | 44 | 0 | 24 | 3 | 84 | 1 | 85 | 180 |
| Jan 01 | vs Michigan | 27 | 118 | 0 | 22 | 10 | 155 | 1 | 27 | 10 | 25 | 2 | 155 | 1 | 27 | 7 | 153 | 0 | 37 | 0 | 0 | 0 | 0 | 273 |
| Florida | | 510 | 1777 | 19 | 60 | 229 | 2899 | 20 | 77 | 229 | 405 | 10 | 2899 | 20 | 77 | 33 | 693 | 0 | 71 | 32 | 446 | 2 | 85 | 4676 |
| | | 508 | 1793 | 12 | 74 | 231 | 2550 | 17 | 58 | 231 | 425 | 14 | 2550 | 17 | 58 | 26 | 534 | 0 | 37 | 33 | 129 | 0 | 22 | 4343 |

Games played: 14

Avg per rush: 3.5

Avg per catch: 12.7

Pass efficiency: 128.03

Kick ret avg: 21.0

Punt ret avg: 13.9

All purpose avg/game: 433.0

Total offense avg/gm: 334.0

| | | Tackles | | | | Sacks | Fumble | | Pass Defense | | | blkd | PAT Attempts | | | off | | |
|---------|-------------------|---------|-----|-------|-----------|----------|--------|--------|--------------|-----|------|------|--------------|------|-----|-----|-----|-----|
| Date | Opponent | ua | a | total | tfl-yds | no-yds | ff | fr-yds | int-yds | qbh | brup | kick | kick | rush | rcv | saf | t/o | pts |
| Sep 05 | NEW MEXICO ST. | 20 | 26 | 46 | 4.0-17 | 2.0-14 | 0 | 0-0 | 1-43 | 1 | 4 | 0 | 7-8 | 0 | 0 | 0 | 7 | 61 |
| Sep 12 | EAST CAROLINA | 37 | 42 | 79 | 11.0-51 | 3.0-22 | 3 | 2-11 | 1-39 | 10 | 7 | 0 | 4-4 | 0 | 0 | 0 | 7 | 31 |
| Sep 19 | at Kentucky | 33 | 38 | 71 | 10.0-58 | 6.0-50 | 0 | 0-0 | 2-64 | 3 | 3 | 0 | 2-2 | 0 | 0 | 0 | 7 | 14 |
| Sep 26 | TENNESSEE | 49 | 34 | 83 | 10.0-40 | 3.0-22 | 3 | 1-0 | 0-0 | 2 | 2 | 0 | 4-4 | 0 | 0 | 0 | 7 | 28 |
| Oct 03 | OLE MISS | 41 | 40 | 81 | 11.0-56 | 4.0-39 | 2 | 3-20 | 1-36 | 4 | 5 | 0 | 2-3 | 0 | 0 | 0 | 19 | 38 |
| Oct 10 | at Missouri | 35 | 14 | 49 | 3.0-27 | 3.0-27 | 0 | 0-0 | 2-40 | 5 | 4 | 0 | 3-3 | 0 | 0 | 0 | 7 | 21 |
| Oct 17 | at LSU | 20 | 60 | 80 | 6.0-18 | 0.0-0 | 1 | 1-0 | 0-0 | 1 | 1 | 0 | 4-4 | 0 | 0 | 0 | 7 | 28 |
| Oct 31 | vs Georgia | 19 | 30 | 49 | 3.0-8 | 1.0-3 | 0 | 1-0 | 4-20 | 3 | 5 | 0 | 3-4 | 0 | 0 | 0 | 20 | 27 |
| Nov 07 | VANDERBILT | 32 | 36 | 68 | 11.0-44 | 5.0-27 | 0 | 0-0 | 0-0 | 5 | 4 | 0 | 0-1 | 0 | 0 | 0 | 0 | 9 |
| Nov 14 | at South Carolina | 35 | 8 | 43 | 7.0-30 | 4.0-20 | 2 | 0-0 | 2-5 | 1 | 2 | 0 | 3-3 | 0 | 0 | 0 | 0 | 24 |
| Nov 21 | FLORIDA ATLANTIC | 38 | 42 | 80 | 9.0-43 | 5.0-29 | 2 | 2-48 | 1-0 | 0 | 9 | 0 | 2-3 | 0 | 0 | 0 | 7 | 20 |
| Nov 28 | FLORIDA STATE | 24 | 34 | 58 | 6.0-33 | 2.0-24 | 1 | 0-0 | 0-0 | 2 | 5 | 0 | 0-0 | 0 | 0 | 1 | 0 | 2 |
| Dec 05 | vs Alabama | 67 | 28 | 95 | 7.0-26 | 2.0-17 | 2 | 1-0 | 0-0 | 4 | 3 | 0 | 1-1 | 1 | 0 | 0 | 0 | 15 |
| Jan 01 | vs Michigan | 38 | 38 | 76 | 3.0-3 | 0.0-0 | 1 | 0-0 | 0-0 | 1 | 0 | 0 | 1-1 | 0 | 0 | 0 | 0 | 7 |
| Florida | | 488 | 470 | 958 | 101.0-454 | 40.0-294 | 17 | 11-79 | 14-247 | 42 | 54 | 0 | 36-41 | 1 | 0 | 1 | 88 | 325 |
| | | 540 | 346 | 886 | 98.0-410 | 46.0-275 | 10 | 7-0 | 10-3 | 58 | 41 | 7 | 29-30 | 0 | 0 | 1 | 47 | 256 |

| | | Punting | | | | | | | | | Field Goals | | | Kickoffs | | | | |
|---------|-------------------|---------|------|------|------|------|----|----|-----|-----|-------------|------|------|----------|------|------|----|----|
| Date | Opponent | no. | yds | avg | long | blkd | tb | fc | 50+ | i20 | md-att | long | blkd | no. | yds | avg | tb | ob |
| Sep 05 | NEW MEXICO ST. | 1 | 40 | 40.0 | 40 | 0 | 0 | 1 | 0 | 0 | 2-2 | 36 | 0 | 11 | 713 | 64.8 | 10 | 0 |
| Sep 12 | EAST CAROLINA | 5 | 216 | 43.2 | 58 | 0 | 0 | 2 | 2 | 1 | 1-3 | 37 | 0 | 6 | 404 | 67.3 | 3 | 0 |
| Sep 19 | at Kentucky | 6 | 241 | 40.2 | 50 | 0 | 1 | 0 | 1 | 1 | 0-1 | 0 | 1 | 3 | 188 | 62.7 | 2 | 0 |
| Sep 26 | TENNESSEE | 7 | 347 | 49.6 | 61 | 0 | 1 | 1 | 4 | 3 | 0-0 | 0 | 0 | 5 | 315 | 63.0 | 2 | 0 |
| Oct 03 | OLE MISS | 5 | 235 | 47.0 | 57 | 0 | 0 | 2 | 2 | 2 | 2-2 | 31 | 0 | 8 | 508 | 63.5 | 4 | 0 |
| Oct 10 | at Missouri | 9 | 395 | 43.9 | 53 | 0 | 0 | 5 | 2 | 2 | 0-1 | 0 | 0 | 4 | 246 | 61.5 | 0 | 1 |
| Oct 17 | at LSU | 6 | 255 | 42.5 | 56 | 0 | 0 | 2 | 1 | 4 | 0-0 | 0 | 0 | 5 | 327 | 65.4 | 4 | 0 |
| Oct 31 | vs Georgia | 5 | 189 | 37.8 | 43 | 0 | 0 | 1 | 0 | 2 | 0-1 | 0 | 0 | 5 | 335 | 67.0 | 2 | 0 |
| Nov 07 | VANDERBILT | 5 | 222 | 44.4 | 56 | 0 | 1 | 3 | 2 | 3 | 1-1 | 43 | 0 | 3 | 193 | 64.3 | 1 | 0 |
| Nov 14 | at South Carolina | 4 | 186 | 46.5 | 57 | 0 | 0 | 0 | 2 | 1 | 1-1 | 39 | 0 | 5 | 290 | 58.0 | 3 | 1 |
| Nov 21 | FLORIDA ATLANTIC | 9 | 391 | 43.4 | 57 | 0 | 0 | 5 | 2 | 6 | 0-2 | 0 | 0 | 3 | 195 | 65.0 | 2 | 0 |
| Nov 28 | FLORIDA STATE | 9 | 418 | 46.4 | 53 | 0 | 1 | 4 | 3 | 3 | 0-2 | 0 | 1 | 1 | 65 | 65.0 | 1 | 0 |
| Dec 05 | vs Alabama | 9 | 414 | 46.0 | 57 | 1 | 0 | 0 | 5 | 1 | 0-1 | 0 | 1 | 4 | 213 | 53.2 | 1 | 1 |
| Jan 01 | vs Michigan | 4 | 216 | 54.0 | 61 | 0 | 1 | 0 | 3 | 1 | 0-0 | 0 | 0 | 2 | 104 | 52.0 | 0 | 1 |
| Florida | | 84 | 3765 | 44.8 | 61 | 1 | 5 | 26 | 29 | 30 | 7-17 | 43 | 3 | 65 | 4096 | 63.0 | 35 | 4 |
| | | 89 | 3940 | 44.3 | 69 | 0 | 3 | 26 | 26 | 27 | 15-20 | 51 | 0 | 59 | 3755 | 63.6 | 26 | 0 |

2015 Florida Football
Florida Opponent Game-by-Game (as of Jan 05, 2016)
All games

OPPONENT STATISTICS

| | | Rushing | | | | Receiving | | | | Passing | | | | Kick Returns | | | | Punt Returns | | | | tot | | |
|-----------|-------------------|---------|------|----|----|-----------|------|----|----|------------|------|-----|-----|--------------|-----|-----|-----|--------------|-----|-----|-----|-----|------|-----|
| Date | Opponent | no. | yds | td | lg | no. | yds | td | lg | cmp | att | int | yds | td | lg | no. | yds | td | lg | no. | yds | td | lg | off |
| Sep 05 | NEW MEXICO ST. | 22 | 64 | 1 | 30 | 15 | 136 | 1 | 40 | 15-29-1 | 136 | 1 | 40 | 1 | 22 | 0 | 22 | 0 | 0 | 0 | 0 | 0 | 0 | 200 |
| Sep 12 | EAST CAROLINA | 22 | -13 | 0 | 8 | 37 | 346 | 3 | 31 | 37-58-1 | 346 | 3 | 31 | 3 | 71 | 0 | 31 | 2 | 15 | 0 | 9 | 9 | 333 | |
| Sep 19 | at Kentucky | 41 | 115 | 0 | 33 | 8 | 126 | 0 | 45 | 8-24-2 | 126 | 0 | 45 | 1 | 16 | 0 | 16 | 2 | 9 | 0 | 7 | 7 | 241 | |
| Sep 26 | TENNESSEE | 51 | 254 | 2 | 62 | 12 | 165 | 1 | 58 | 12-19-0 | 165 | 1 | 58 | 3 | 77 | 0 | 35 | 4 | 43 | 0 | 22 | 22 | 419 | |
| Oct 03 | OLE MISS | 33 | 69 | 0 | 19 | 26 | 259 | 1 | 23 | 26-40-1 | 259 | 1 | 23 | 4 | 66 | 0 | 22 | 2 | -7 | 0 | 0 | 0 | 328 | |
| Oct 10 | at Missouri | 26 | 106 | 0 | 26 | 16 | 151 | 0 | 32 | 16-39-2 | 151 | 0 | 32 | 3 | 38 | 0 | 19 | 2 | 2 | 0 | 2 | 2 | 257 | |
| Oct 17 | at LSU | 41 | 221 | 3 | 25 | 13 | 202 | 2 | 52 | 13-19-0 | 202 | 2 | 52 | 1 | 32 | 0 | 32 | 2 | 2 | 0 | 7 | 7 | 423 | |
| Oct 31 | vs Georgia | 22 | 69 | 0 | 10 | 15 | 154 | 0 | 29 | 15-34-4 | 154 | 0 | 29 | 3 | 75 | 0 | 37 | 2 | -4 | 0 | 1 | 1 | 223 | |
| Nov 07 | VANDERBILT | 48 | 145 | 1 | 74 | 3 | 30 | 0 | 21 | 3-14-0 | 30 | 0 | 21 | 2 | 23 | 0 | 13 | 1 | 1 | 0 | 1 | 1 | 175 | |
| Nov 14 | at South Carolina | 23 | 21 | 0 | 13 | 14 | 180 | 2 | 38 | 14-25-2 | 180 | 2 | 38 | 1 | 15 | 0 | 12 | 3 | 7 | 0 | 4 | 4 | 201 | |
| Nov 21 | FLORIDA ATLANTIC | 45 | 140 | 0 | 12 | 20 | 159 | 1 | 28 | 20-39-1 | 159 | 1 | 28 | 1 | 25 | 0 | 25 | 1 | 5 | 0 | 5 | 5 | 299 | |
| Nov 28 | FLORIDA STATE | 30 | 144 | 2 | 32 | 14 | 160 | 1 | 45 | 14-28-0 | 160 | 1 | 45 | 0 | 0 | 0 | 0 | 3 | 0 | 0 | 2 | 2 | 304 | |
| Dec 05 | vs Alabama | 58 | 233 | 1 | 21 | 18 | 204 | 2 | 55 | 18-26-0 | 204 | 2 | 55 | 2 | 46 | 0 | 24 | 8 | 45 | 0 | 15 | 15 | 437 | |
| Jan 01 | vs Michigan | 46 | 225 | 2 | 24 | 20 | 278 | 3 | 45 | 20-31-0 | 278 | 3 | 45 | 1 | 28 | 0 | 28 | 1 | 11 | 0 | 11 | 11 | 503 | |
| Opponents | | 508 | 1793 | 12 | 74 | 231 | 2550 | 17 | 58 | 231-425-14 | 2550 | 17 | 58 | 26 | 534 | 0 | 37 | 33 | 129 | 0 | 22 | 22 | 4343 | |
| | | 510 | 1777 | 19 | 60 | 229 | 2899 | 20 | 77 | 229-405-10 | 2899 | 20 | 77 | 33 | 693 | 0 | 71 | 32 | 446 | 2 | 85 | 85 | 4676 | |

Games played: 14

Avg per rush: 3.5

Avg per catch: 11.0

Pass efficiency: 111.36

Kick ret avg: 20.5

Punt ret avg: 3.9

All purpose avg/game: 357.8

Total offense avg/gm: 310.2

| | | Tackles | | | | Sacks | Fumble | | Pass Defense | | | blkd | PAT Attempts | | | off | | |
|-----------|-------------------|---------|-----|-------|-----------|----------|--------|--------|--------------|-----|------|------|--------------|------|-----|-----|-----|-----|
| Date | Opponent | ua | a | total | tfl-yds | no-yds | ff | fr-yds | int-yds | qbh | brup | kick | kick | rush | rcv | saf | t/o | pts |
| Sep 05 | NEW MEXICO ST. | 52 | 16 | 68 | 4.0-6 | 1.0-1 | 1 | 1-0 | 0-0 | 4 | 1 | 1 | 1-2 | 0 | 0 | 0 | 7 | 13 |
| Sep 12 | EAST CAROLINA | 43 | 16 | 59 | 5.0-22 | 2.0-13 | 0 | 1-0 | 1-2 | 3 | 3 | 0 | 3-3 | 0 | 0 | 0 | 10 | 24 |
| Sep 19 | at Kentucky | 30 | 36 | 66 | 3.0-17 | 2.0-8 | 1 | 0-0 | 1-0 | 1 | 1 | 1 | 0-0 | 0 | 0 | 0 | 3 | 9 |
| Sep 26 | TENNESSEE | 42 | 20 | 62 | 6.0-23 | 3.0-16 | 0 | 0-0 | 1--1 | 1 | 3 | 0 | 3-3 | 0 | 0 | 0 | 0 | 27 |
| Oct 03 | OLE MISS | 47 | 20 | 67 | 9.0-25 | 2.0-10 | 1 | 0-0 | 0-0 | 1 | 3 | 0 | 1-1 | 0 | 0 | 0 | 0 | 10 |
| Oct 10 | at Missouri | 51 | 20 | 71 | 9.0-34 | 5.0-21 | 0 | 0-0 | 0-0 | 3 | 3 | 0 | 0-0 | 0 | 0 | 0 | 0 | 3 |
| Oct 17 | at LSU | 28 | 36 | 64 | 9.0-45 | 5.0-35 | 0 | 0-0 | 0-0 | 6 | 5 | 0 | 5-5 | 0 | 0 | 0 | 0 | 35 |
| Oct 31 | vs Georgia | 27 | 48 | 75 | 6.0-17 | 2.0-7 | 1 | 1-0 | 0-0 | 3 | 2 | 1 | 0-0 | 0 | 0 | 0 | 3 | 3 |
| Nov 07 | VANDERBILT | 36 | 30 | 66 | 6.0-31 | 3.0-13 | 3 | 3-0 | 1-0 | 6 | 5 | 0 | 1-1 | 0 | 0 | 0 | 7 | 7 |
| Nov 14 | at South Carolina | 49 | 16 | 65 | 9.0-35 | 3.0-20 | 0 | 0-0 | 2-2 | 6 | 5 | 0 | 2-2 | 0 | 0 | 0 | 0 | 14 |
| Nov 21 | FLORIDA ATLANTIC | 41 | 22 | 63 | 10.0-41 | 5.0-32 | 1 | 1-0 | 1-0 | 4 | 1 | 1 | 2-2 | 0 | 0 | 0 | 7 | 14 |
| Nov 28 | FLORIDA STATE | 36 | 40 | 76 | 7.0-41 | 5.0-38 | 1 | 0-0 | 0-0 | 3 | 6 | 1 | 3-3 | 0 | 0 | 0 | 0 | 27 |
| Dec 05 | vs Alabama | 25 | 10 | 35 | 9.0-42 | 6.0-37 | 1 | 0-0 | 1--1 | 10 | 1 | 2 | 3-3 | 0 | 0 | 1 | 0 | 29 |
| Jan 01 | vs Michigan | 33 | 16 | 49 | 6.0-31 | 2.0-24 | 0 | 0-0 | 2-1 | 7 | 2 | 0 | 5-5 | 0 | 0 | 0 | 10 | 41 |
| Opponents | | 540 | 346 | 886 | 98.0-410 | 46.0-275 | 10 | 7-0 | 10-3 | 58 | 41 | 7 | 29-30 | 0 | 0 | 1 | 47 | 256 |
| | | 488 | 470 | 958 | 101.0-454 | 40.0-294 | 17 | 11-79 | 14-247 | 42 | 54 | 0 | 36-41 | 1 | 0 | 1 | 88 | 325 |

| | | Punting | | | | | | | | | Field Goals | | | Kickoffs | | | | |
|-----------|-------------------|---------|------|------|------|------|----|----|-----|-----|-------------|------|------|----------|------|------|----|----|
| Date | Opponent | no. | yds | avg | long | blkd | tb | fc | 50+ | i20 | md-att | long | blkd | no. | yds | avg | tb | ob |
| Sep 05 | NEW MEXICO ST. | 8 | 261 | 32.6 | 45 | 0 | 0 | 2 | 0 | 1 | 0-0 | 0 | 0 | 3 | 192 | 64.0 | 1 | 0 |
| Sep 12 | EAST CAROLINA | 7 | 281 | 40.1 | 48 | 0 | 1 | 0 | 0 | 0 | 1-1 | 30 | 0 | 5 | 321 | 64.2 | 3 | 0 |
| Sep 19 | at Kentucky | 5 | 201 | 40.2 | 45 | 0 | 0 | 2 | 0 | 2 | 3-3 | 45 | 0 | 4 | 254 | 63.5 | 1 | 0 |
| Sep 26 | TENNESSEE | 6 | 308 | 51.3 | 56 | 0 | 0 | 1 | 4 | 2 | 2-3 | 37 | 0 | 6 | 381 | 63.5 | 2 | 0 |
| Oct 03 | OLE MISS | 5 | 219 | 43.8 | 50 | 0 | 0 | 1 | 2 | 1 | 1-2 | 22 | 0 | 2 | 124 | 62.0 | 0 | 0 |
| Oct 10 | at Missouri | 9 | 430 | 47.8 | 61 | 0 | 0 | 5 | 3 | 4 | 1-2 | 21 | 0 | 2 | 130 | 65.0 | 1 | 0 |
| Oct 17 | at LSU | 6 | 245 | 40.8 | 48 | 0 | 0 | 1 | 0 | 2 | 0-0 | 0 | 0 | 6 | 351 | 58.5 | 3 | 0 |
| Oct 31 | vs Georgia | 5 | 217 | 43.4 | 50 | 0 | 0 | 2 | 1 | 0 | 1-1 | 27 | 0 | 2 | 118 | 59.0 | 0 | 0 |
| Nov 07 | VANDERBILT | 10 | 422 | 42.2 | 53 | 0 | 0 | 1 | 3 | 1 | 0-0 | 0 | 0 | 2 | 124 | 62.0 | 1 | 0 |
| Nov 14 | at South Carolina | 6 | 280 | 46.7 | 69 | 0 | 1 | 4 | 2 | 3 | 0-0 | 0 | 0 | 3 | 202 | 67.3 | 2 | 0 |
| Nov 21 | FLORIDA ATLANTIC | 8 | 379 | 47.4 | 60 | 0 | 0 | 3 | 3 | 3 | 0-1 | 0 | 0 | 3 | 195 | 65.0 | 2 | 0 |
| Nov 28 | FLORIDA STATE | 7 | 333 | 47.6 | 60 | 0 | 0 | 2 | 3 | 3 | 2-2 | 51 | 0 | 7 | 460 | 65.7 | 5 | 0 |
| Dec 05 | vs Alabama | 6 | 307 | 51.2 | 59 | 0 | 0 | 2 | 4 | 5 | 2-3 | 30 | 0 | 6 | 390 | 65.0 | 4 | 0 |
| Jan 01 | vs Michigan | 1 | 57 | 57.0 | 57 | 0 | 1 | 0 | 1 | 0 | 2-2 | 25 | 0 | 8 | 513 | 64.1 | 1 | 0 |
| Opponents | | 89 | 3940 | 44.3 | 69 | 0 | 3 | 26 | 26 | 27 | 15-20 | 51 | 0 | 59 | 3755 | 63.6 | 26 | 0 |
| | | 84 | 3765 | 44.8 | 61 | 1 | 5 | 26 | 29 | 30 | 7-17 | 43 | 3 | 65 | 4096 | 63.0 | 35 | 4 |

2015 Florida Football
Florida Team Game-by-Game Comparison (as of Jan 05, 2016)
All games

| Opponent | Score | First Downs | | | | Rushing Number-Yards | Passing | | Total Offense Plays-Yards | Return Yards | Turn- Overs |
|------------------|-----------|-------------|----------|-----------|--------|-------------------------|-------------------------|-------------|------------------------------|-----------------|----------------|
| | | Total | Rush | Pass | Pen | | Comp-Att-Int | Yards | | | |
| NEW MEXICO ST. | 61 - 13 | 28 / 8 | 10 / 4 | 18 / 4 | 0 / 0 | 41-222 / 22-64 | 31-38-0 / 15-29-1 | 384 / 136 | 79-606 / 51-200 | 119 / 22 | 1 / 1 |
| EAST CAROLINA | 31 - 24 | 17 / 20 | 8 / 1 | 8 / 16 | 1 / 3 | 38-168 / 22--13 | 15-25-1 / 37-58-1 | 205 / 346 | 63-373 / 80-333 | 112 / 88 | 2 / 3 |
| Kentucky | 14 - 9 | 16 / 14 | 8 / 8 | 7 / 5 | 1 / 1 | 37-120 / 41-115 | 13-22-1 / 8-24-2 | 125 / 126 | 59-245 / 65-241 | 152 / 25 | 1 / 2 |
| TENNESSEE | 28 - 27 | 17 / 20 | 4 / 13 | 13 / 7 | 0 / 0 | 28-109 / 51-254 | 23-43-1 / 12-19-0 | 283 / 165 | 71-392 / 70-419 | 106 / 119 | 1 / 1 |
| OLE MISS | 38 - 10 | 18 / 23 | 4 / 7 | 13 / 14 | 1 / 2 | 34-84 / 33-69 | 24-29-0 / 26-40-1 | 271 / 259 | 63-355 / 73-328 | 104 / 59 | 0 / 4 |
| Missouri | 21 - 3 | 23 / 12 | 7 / 6 | 13 / 6 | 3 / 0 | 44-129 / 26-106 | 20-33-0 / 16-39-2 | 208 / 151 | 77-337 / 65-257 | 64 / 40 | 0 / 2 |
| LSU | 28 - 35 | 15 / 18 | 5 / 10 | 10 / 8 | 0 / 0 | 31-55 / 41-221 | 17-32-0 / 13-19-0 | 271 / 202 | 63-326 / 60-423 | 107 / 34 | 0 / 1 |
| Georgia | 27 - 3 | 15 / 12 | 11 / 3 | 4 / 8 | 0 / 1 | 48-258 / 22-69 | 8-19-0 / 15-34-4 | 155 / 154 | 67-413 / 56-223 | 46 / 71 | 1 / 5 |
| VANDERBILT | 9 - 7 | 12 / 11 | 5 / 8 | 7 / 0 | 0 / 3 | 34-93 / 48-145 | 13-26-1 / 3-14-0 | 165 / 30 | 60-258 / 62-175 | 181 / 24 | 4 / 0 |
| South Carolina | 24 - 14 | 20 / 13 | 7 / 1 | 12 / 9 | 1 / 3 | 43-148 / 23-21 | 19-33-2 / 14-25-2 | 256 / 180 | 76-404 / 48-201 | 24 / 24 | 2 / 2 |
| FLORIDA ATLANTIC | 20 - 14 | 13 / 18 | 6 / 11 | 6 / 6 | 1 / 1 | 44-130 / 45-140 | 8-17-1 / 20-39-1 | 122 / 159 | 61-252 / 84-299 | 125 / 30 | 2 / 3 |
| FLORIDA STATE | 2 - 27 | 19 / 15 | 13 / 9 | 5 / 5 | 1 / 1 | 40-128 / 30-144 | 19-39-0 / 14-28-0 | 134 / 160 | 79-262 / 58-304 | 44 / 0 | 0 / 0 |
| Alabama | 15 - 29 | 7 / 25 | 1 / 14 | 6 / 9 | 0 / 2 | 21-15 / 58-233 | 9-24-1 / 18-26-0 | 165 / 204 | 45-180 / 84-437 | 128 / 90 | 1 / 1 |
| Michigan | 7 - 41 | 14 / 28 | 7 / 11 | 7 / 14 | 0 / 3 | 27-118 / 46-225 | 10-25-2 / 20-31-0 | 155 / 278 | 52-273 / 77-503 | 153 / 40 | 2 / 0 |
| Totals | 325 - 256 | 234 / 237 | 96 / 106 | 129 / 111 | 9 / 20 | 510-1777 / 508-1793 | 229-405-10 / 231-425-14 | 2899 / 2550 | 915-4676 / 933-4343 | 1465 / 666 | 17 / 25 |

| Opponent | 3rd Down Conversions | 4th Down Conversions | Time of Possession | TOP Margin | Avg Yds/Rush | Avg Yds/Pass | Avg Yds/Play | Punting Number-Avg | Penalties Number-Yards | Sacks |
|------------------|-------------------------|-------------------------|-----------------------|---------------|-----------------|-----------------|-----------------|-----------------------|---------------------------|---------|
| NEW MEXICO ST. | 10-15 / 1-12 | 2-2 / 2-3 | 37:56 / 22:04 | 15:52 | 5.4 / 2.9 | 10.1 / 4.7 | 7.7 / 3.9 | 1-40.0 / 8-32.6 | 1-10 / 1-9 | 2 / 1 |
| EAST CAROLINA | 4-13 / 10-20 | 1-1 / 0-0 | 31:07 / 28:53 | 2:14 | 4.4 / -0.6 | 8.2 / 6.0 | 5.9 / 4.2 | 5-43.2 / 7-40.1 | 12-105 / 9-65 | 3 / 2 |
| Kentucky | 2-11 / 6-18 | 2-2 / 2-3 | 31:53 / 28:07 | 3:46 | 3.2 / 2.8 | 5.7 / 5.2 | 4.2 / 3.7 | 6-40.2 / 5-40.2 | 10-61 / 5-37 | 6 / 2 |
| TENNESSEE | 3-15 / 7-16 | 5-5 / 1-1 | 28:03 / 31:57 | -3:54 | 3.9 / 5.0 | 6.6 / 8.7 | 5.5 / 6.0 | 7-49.6 / 6-51.3 | 4-25 / 4-25 | 3 / 3 |
| OLE MISS | 8-16 / 5-14 | 0-0 / 1-2 | 31:50 / 28:10 | 3:40 | 2.5 / 2.1 | 9.3 / 6.5 | 5.6 / 4.5 | 5-47.0 / 5-43.8 | 6-51 / 5-30 | 4 / 2 |
| Missouri | 7-18 / 1-14 | 0-1 / 0-1 | 37:53 / 22:07 | 15:46 | 2.9 / 4.1 | 6.3 / 3.9 | 4.4 / 4.0 | 9-43.9 / 9-47.8 | 4-30 / 6-38 | 3 / 5 |
| LSU | 6-16 / 7-14 | 2-4 / 1-1 | 29:43 / 30:17 | -0:34 | 1.8 / 5.4 | 8.5 / 10.6 | 5.2 / 7.1 | 6-42.5 / 6-40.8 | 6-45 / 3-20 | 0 / 5 |
| Georgia | 7-16 / 2-12 | 0-1 / 0-2 | 36:51 / 23:09 | 13:42 | 5.4 / 3.1 | 8.2 / 4.5 | 6.2 / 4.0 | 5-37.8 / 5-43.4 | 8-74 / 3-20 | 1 / 2 |
| VANDERBILT | 3-13 / 5-18 | 0-3 / 1-2 | 28:06 / 31:54 | -3:48 | 2.7 / 3.0 | 6.3 / 2.1 | 4.3 / 2.8 | 5-44.4 / 10-42.2 | 8-61 / 7-45 | 5 / 3 |
| South Carolina | 11-19 / 3-10 | 1-2 / 0-0 | 39:56 / 20:04 | 19:52 | 3.4 / 0.9 | 7.8 / 7.2 | 5.3 / 4.2 | 4-46.5 / 6-46.7 | 8-55 / 4-45 | 4 / 3 |
| FLORIDA ATLANTIC | 2-13 / 5-19 | 0-0 / 1-2 | 30:02 / 29:58 | 0:04 | 3.0 / 3.1 | 7.2 / 4.1 | 4.1 / 3.6 | 9-43.4 / 8-47.4 | 5-43 / 7-55 | 5 / 5 |
| FLORIDA STATE | 5-17 / 2-13 | 1-3 / 2-2 | 32:25 / 27:35 | 4:50 | 3.2 / 4.8 | 3.4 / 5.7 | 3.3 / 5.2 | 9-46.4 / 7-47.6 | 7-60 / 7-52 | 2 / 5 |
| Alabama | 0-11 / 7-17 | 0-1 / 1-1 | 16:31 / 43:29 | -26:58 | 0.7 / 4.0 | 6.9 / 7.8 | 4.0 / 5.2 | 9-46.0 / 6-51.2 | 5-51 / 5-35 | 2 / 6 |
| Michigan | 7-13 / 9-12 | 0-2 / 0-0 | 21:22 / 38:38 | -17:16 | 4.4 / 4.9 | 6.2 / 9.0 | 5.2 / 6.5 | 4-54.0 / 1-57.0 | 7-66 / 4-30 | 0 / 2 |
| Totals | 75-206 / 70-209 | 14-27 / 12-20 | 433:38 / 406:22 | 27:16 | 3.5 / 3.5 | 7.2 / 6.0 | 5.1 / 4.7 | 84-44.8 / 89-44.3 | 91-737 / 70-506 | 40 / 46 |

Note: Game totals are displayed in the format TEAM/OPPONENT for each category

2015 Florida Football
Florida Passing Game-by-Game (as of Jan 05, 2016)
All games

| #3 Harris,Tr. | Comp | Att | Int | Pct | Yards | TD | Long | Sacked | Effic |
|----------------------|-------------|------------|------------|-------------|--------------|-----------|-------------|---------------|---------------|
| New Mexico St. | 14 | 19 | 0 | 73.7 | 215 | 2 | 43 | 0-0 | 203.47 |
| East Carolina | 5 | 8 | 0 | 62.5 | 54 | 0 | 28 | 1-4 | 119.20 |
| LSU | 17 | 32 | 0 | 53.1 | 271 | 2 | 48 | 5-35 | 144.89 |
| Georgia | 8 | 19 | 0 | 42.1 | 155 | 1 | 66 | 2-7 | 128.00 |
| Vanderbilt | 12 | 24 | 1 | 50.0 | 158 | 0 | 36 | 3-13 | 96.97 |
| South Carolina | 19 | 33 | 2 | 57.6 | 256 | 1 | 41 | 3-20 | 120.62 |
| Florida Atlantic | 8 | 17 | 1 | 47.1 | 122 | 2 | 53 | 5-32 | 134.40 |
| Florida State | 19 | 38 | 0 | 50.0 | 134 | 0 | 15 | 5-38 | 79.62 |
| Alabama | 9 | 24 | 1 | 37.5 | 165 | 1 | 46 | 6-37 | 100.67 |
| Michigan | 8 | 21 | 1 | 38.1 | 146 | 0 | 27 | 2-24 | 86.97 |
| TOTALS | 119 | 235 | 6 | 50.6 | 1676 | 9 | 66 | 32-210 | 118.08 |

| #7 Grier,W. | Comp | Att | Int | Pct | Yards | TD | Long | Sacked | Effic |
|--------------------|-------------|------------|------------|-------------|--------------|-----------|-------------|---------------|---------------|
| New Mexico St. | 16 | 18 | 0 | 88.9 | 166 | 2 | 32 | 1-1 | 203.02 |
| East Carolina | 10 | 17 | 1 | 58.8 | 151 | 2 | 34 | 1-9 | 160.49 |
| Kentucky | 13 | 22 | 1 | 59.1 | 125 | 0 | 34 | 2-8 | 97.73 |
| Tennessee | 23 | 42 | 1 | 54.8 | 283 | 2 | 63 | 3-16 | 122.31 |
| Ole Miss | 24 | 29 | 0 | 82.8 | 271 | 4 | 77 | 2-10 | 206.77 |
| Missouri | 20 | 33 | 0 | 60.6 | 208 | 0 | 25 | 4-18 | 113.55 |
| TOTALS | 106 | 161 | 3 | 65.8 | 1204 | 10 | 77 | 13-62 | 145.43 |

| #12 Grady,J. | Comp | Att | Int | Pct | Yards | TD | Long | Sacked | Effic |
|---------------------|-------------|------------|------------|-------------|--------------|-----------|-------------|---------------|--------------|
| New Mexico St. | 1 | 1 | 0 | 100.0 | 3 | 0 | 3 | 0-0 | 125.20 |
| Michigan | 1 | 2 | 0 | 50.0 | 7 | 0 | 7 | 0-0 | 79.40 |
| TOTALS | 2 | 3 | 0 | 66.7 | 10 | 0 | 7 | 0-0 | 94.67 |

| #19 Townsend,J. | Comp | Att | Int | Pct | Yards | TD | Long | Sacked | Effic |
|------------------------|-------------|------------|------------|-------------|--------------|-----------|-------------|---------------|---------------|
| Vanderbilt | 1 | 1 | 0 | 100.0 | 7 | 0 | 7 | 0-0 | 158.80 |
| Michigan | 0 | 1 | 1 | 0.0 | 0 | 0 | 0 | 0-0 | -200.00 |
| TOTALS | 1 | 2 | 1 | 50.0 | 7 | 0 | 7 | 1-3 | -20.60 |

| #81 Callaway,A. | Comp | Att | Int | Pct | Yards | TD | Long | Sacked | Effic |
|------------------------|-------------|------------|------------|--------------|--------------|-----------|-------------|---------------|---------------|
| Michigan | 1 | 1 | 0 | 100.0 | 2 | 1 | 2 | 0-0 | 446.80 |
| TOTALS | 1 | 1 | 0 | 100.0 | 2 | 1 | 2 | 0-0 | 446.80 |

| #89 Bailey,A. | Comp | Att | Int | Pct | Yards | TD | Long | Sacked | Effic |
|----------------------|-------------|------------|------------|------------|--------------|-----------|-------------|---------------|--------------|
| Tennessee | 0 | 1 | 0 | 0.0 | 0 | 0 | 0 | 0-0 | 0.00 |
| TOTALS | 0 | 1 | 0 | 0.0 | 0 | 0 | 0 | 0-0 | 0.00 |

| #TM Team | Comp | Att | Int | Pct | Yards | TD | Long | Sacked | Effic |
|-----------------|-------------|------------|------------|------------|--------------|-----------|-------------|---------------|--------------|
| Florida State | 0 | 1 | 0 | 0.0 | 0 | 0 | 0 | 0-0 | 0.00 |
| TOTALS | 0 | 1 | 0 | 0.0 | 0 | 0 | 0 | 0-0 | 0.00 |

| #11 Robinson,D. | Comp | Att | Int | Pct | Yards | TD | Long | Sacked | Effic |
|------------------------|-------------|------------|------------|------------|--------------|-----------|-------------|---------------|--------------|
| Vanderbilt | 0 | 1 | 0 | 0.0 | 0 | 0 | 0 | 0-0 | 0.00 |
| TOTALS | 0 | 1 | 0 | 0.0 | 0 | 0 | 0 | 0-0 | 0.00 |

2015 Florida Football
Florida All-Purpose Yards Game-by-Game (as of Jan 05, 2016)
All games

| ALL-PURPOSE YARDS | Total | NMSU | ECU | UK | UT | OM | MIZ | LSU | UGA | VANDY | SC | FAU | FSU | UA | MICH |
|-------------------|-------|------|-----|-----|-----|-----|-----|-----|-----|-------|-----|-----|-----|-----|------|
| Callaway,A. | 1211 | 53 | 6 | 80 | 142 | 37 | 12 | 172 | 111 | 121 | 60 | 109 | 24 | 130 | 154 |
| Taylor,Kel. | 1185 | 95 | 61 | 52 | 98 | 98 | 124 | 40 | 121 | 47 | 120 | 117 | 154 | 8 | 50 |
| Powell,B. | 931 | 96 | 88 | 70 | 147 | 118 | 35 | 68 | 23 | 94 | 64 | 22 | 44 | - | 62 |
| Robinson,D. | 523 | 34 | 55 | 16 | 48 | 98 | 79 | 41 | 1 | 106 | 28 | - | DNP | - | 17 |
| McGee,J. | 381 | 18 | - | 30 | 57 | 29 | 23 | 43 | 23 | - | 45 | 36 | 34 | 43 | DNP |
| Goolsby,D. | 277 | 38 | 94 | - | 6 | 9 | 37 | 30 | - | 24 | 23 | - | 1 | 15 | - |
| Hargreaves,V. | 251 | 60 | DNP | 53 | - | 36 | - | - | 20 | - | - | - | - | 44 | 38 |
| Cronkrite,J. | 246 | 24 | 47 | 12 | - | 16 | 11 | - | -2 | DNP | 73 | 18 | 7 | 8 | 32 |
| Harris,Tr. | 233 | 23 | 32 | DNP | DNP | - | 8 | 20 | 39 | 34 | 16 | 26 | -11 | -11 | 57 |
| Scarlett,J. | 182 | 34 | 24 | DNP | DNP | DNP | DNP | 11 | 96 | 8 | -6 | 8 | 4 | 3 | DNP |
| Grier,W. | 116 | 43 | 10 | 61 | - | -8 | 10 | DNP | DNP | DNP | DNP | DNP | DNP | DNP | DNP |
| Showers,V. | 86 | 24 | - | 3 | - | - | - | 8 | - | - | - | - | 29 | 22 | - |
| Tabor,J. | 82 | - | 39 | - | DNP | - | 40 | - | - | - | 3 | - | - | - | - |
| Lewis,C. | 75 | 44 | 6 | DNP | DNP | DNP | DNP | DNP | 25 | - | - | - | - | - | - |
| Worton,C. | 69 | 23 | - | - | - | DNP | DNP | DNP | DNP | DNP | DNP | DNP | DNP | 46 | DNP |
| Fulwood,A. | 61 | - | 15 | 16 | - | 9 | 21 | - | - | - | - | - | - | - | - |
| Bailey,A. | 49 | 43 | - | - | - | - | - | DNP | DNP | DNP | - | 6 | - | - | DNP |
| Thompson,Ch. | 48 | - | - | - | - | - | 4 | - | - | - | - | - | 24 | DNP | 20 |
| Grady,J. | 43 | 46 | - | DNP | DNP | - | DNP | DNP | DNP | DNP | DNP | - | DNP | DNP | -3 |
| Herndon,M. | 21 | 20 | -1 | - | - | - | - | - | 2 | - | - | - | - | - | - |
| Harrison,C. | 17 | 17 | - | DNP | DNP | DNP | DNP | DNP | DNP | DNP | DNP | DNP | - | DNP | DNP |
| Wilson,Q. | 13 | - | - | 11 | - | - | - | - | - | - | 2 | - | - | - | - |
| Jefferson,C. | 7 | - | - | - | - | - | - | - | - | 7 | - | - | - | - | - |
| Dixon,R. | 3 | 3 | - | - | - | - | - | - | - | DNP | DNP | DNP | DNP | - | - |
| Bryan,T. | -1 | - | - | - | - | - | - | - | - | - | - | - | DNP | DNP | -1 |
| Townsend,J. | -3 | - | - | - | - | - | -3 | - | - | - | - | - | - | - | - |
| Team | -44 | -13 | -2 | -7 | - | -3 | - | - | - | -2 | - | -13 | -4 | - | - |

2015 Florida Football
Florida Fumbles Game-by-Game (as of Jan 05, 2016)
All games

| FUMBLES | No-Lost | NMSU | ECU | UK | UT | OM | MIZ | LSU | UGA | VANDY | SC | FAU | FSU | UA | MICH |
|--------------|---------|------|-----|-----|-----|-----|-----|-----|-----|-------|-----|-----|-----|-----|------|
| Harris,Tr. | 4-3 | - | - | DNP | DNP | - | - | - | 1-1 | 1-1 | - | 1-1 | 1-0 | - | - |
| Team | 4-0 | 1-0 | - | - | DNP | 1-0 | DNP | DNP | DNP | - | DNP | 1-0 | 1-0 | - | - |
| Grier,W. | 3-1 | 1-1 | - | 1-0 | - | 1-0 | - | DNP | DNP | DNP | DNP | DNP | DNP | DNP | DNP |
| Powell,B. | 2-0 | - | - | - | - | - | - | 1-0 | 1-0 | - | - | - | - | - | - |
| Callaway,A. | 1-0 | - | - | - | - | - | - | - | - | - | - | - | - | 1-0 | - |
| Jefferson,C. | 1-1 | - | - | - | - | - | - | - | - | 1-1 | - | - | - | - | - |
| Cronkrite,J. | 1-0 | - | - | - | - | - | - | - | - | DNP | 1-0 | - | - | - | - |
| Herndon,M. | 1-1 | - | 1-1 | - | - | - | - | - | - | - | - | - | - | - | - |
| Robinson,D. | 1-1 | - | - | - | - | - | - | - | - | 1-1 | - | - | DNP | - | - |

| FUMBLES FORCED | Number | NMSU | ECU | UK | UT | OM | MIZ | LSU | UGA | VANDY | SC | FAU | FSU | UA | MICH |
|----------------|--------|------|-----|----|----|----|-----|-----|-----|-------|-----|-----|-----|-----|------|
| Maye,M. | 5 | DNP | 1 | - | 1 | 1 | - | - | - | - | 1 | - | - | - | 1 |
| Cox,B. | 2 | - | - | - | 1 | - | - | - | - | - | - | - | - | 1 | - |
| Hargreaves,V. | 1 | - | DNP | - | - | - | - | 1 | - | - | - | - | - | - | - |
| Washington,N. | 1 | - | - | - | - | - | - | - | - | - | - | 1 | - | - | - |
| Dawson,D. | 1 | - | 1 | - | - | - | - | - | - | - | - | - | - | - | - |
| Jefferson,C. | 1 | - | - | - | - | - | - | - | - | - | - | - | 1 | - | - |
| Davis,J. | 1 | - | - | - | - | - | - | - | - | - | - | - | - | 1 | - |
| McCalister,A. | 1 | DNP | - | - | - | 1 | - | - | - | - | - | DNP | DNP | DNP | DNP |
| McMillian,D. | 1 | - | - | - | - | - | - | - | - | - | 1 | - | - | - | - |
| K. Neal | 1 | DNP | DNP | - | 1 | - | - | - | - | - | - | - | - | - | - |
| Ivie,J. | 1 | - | 1 | - | - | - | - | DNP | - | DNP | DNP | DNP | - | - | - |
| Morrison,A. | 1 | - | - | - | - | - | - | - | - | - | - | 1 | - | - | - |

[illegible]

All games

| Total Tackles | UA-A | Total | NMSU | ECU | UK | UT | OM | MIZ | LSU | UGA | VANDY | SC | FAU | FSU | UA | MICH |
|---------------|-------|-------|------|------|-----|-----|------|-----|------|-----|-------|-----|-----|-----|-----|------|
| Morrison,A. | 42-61 | 103 | 0-1 | 2-10 | 1-4 | 5-1 | 5-11 | 5-1 | 1-7 | 4-2 | 4-7 | 2-1 | 3-7 | 1-1 | 8-3 | 1-5 |
| Davis,J. | 46-52 | 98 | 2-0 | 5-7 | 2-8 | 5-3 | 4-2 | 2-1 | 1-7 | 3-3 | 4-5 | 3-0 | 7-3 | 2-7 | 6-2 | 0-4 |
| K. Neal | 51-45 | 96 | DNP | DNP | 4-5 | 7-7 | 4-3 | 3-0 | 4-10 | 2-2 | 2-2 | 4-1 | 3-5 | 5-4 | 6-2 | 7-4 |
| Maye,M. | 46-36 | 82 | DNP | 4-1 | 4-4 | 8-5 | 2-3 | 3-3 | 4-4 | 0-4 | 2-1 | 2-0 | 1-2 | 3-4 | 7-2 | 6-3 |
| Bullard,J. | 39-27 | 66 | 3-2 | 2-0 | 4-1 | 5-4 | 4-1 | 2-0 | 0-6 | 1-3 | 4-2 | 3-2 | 0-4 | 2-0 | 6-2 | 3-0 |
| Cox,B. | 18-27 | 45 | 3-1 | 0-1 | 0-2 | 1-1 | 0-2 | 0-3 | 2-5 | 2-0 | 4-4 | 1-1 | 0-3 | - | 5-2 | 0-2 |
| Poole,B. | 24-16 | 40 | 1-1 | 1-3 | 3-1 | 1-0 | 3-4 | 1-0 | 2-3 | 0-1 | 3-0 | 1-0 | 4-0 | 1-1 | 0-1 | 3-1 |
| Tabor,J. | 21-19 | 40 | 1-4 | 1-3 | 1-0 | DNP | 3-1 | 1-0 | 2-1 | - | 1-1 | - | 2-3 | 1-3 | 3-1 | 5-2 |
| Hargreaves,V. | 23-10 | 33 | 2-2 | DNP | 2-2 | 2-0 | 5-2 | 2-0 | 2-1 | 0-1 | - | 1-0 | - | 2-0 | 4-1 | 1-1 |
| Jefferson,C. | 18-11 | 29 | 1-1 | 1-1 | 2-3 | 2-1 | 0-1 | 2-0 | 0-1 | 0-1 | 2-0 | 2-0 | 4-0 | 1-2 | - | 1-0 |
| Brantley,C. | 8-21 | 29 | - | 0-1 | 1-2 | 1-2 | 1-1 | 1-0 | 0-6 | 0-1 | 0-4 | 2-0 | DNP | 0-2 | 1-2 | 1-0 |
| Wilson,Q. | 13-16 | 29 | 0-4 | 1-2 | 0-1 | 2-2 | 2-0 | 1-0 | 0-1 | 2-0 | - | - | 2-1 | 1-0 | 2-2 | 0-3 |
| Washington,N. | 11-17 | 28 | 1-0 | 3-6 | 0-2 | 1-0 | - | 2-1 | 0-2 | 1-1 | 0-1 | 1-0 | 1-1 | 0-2 | 1-0 | 0-1 |
| Ivie,J. | 13-14 | 27 | - | 5-1 | - | 2-2 | 0-1 | 2-1 | DNP | 0-3 | DNP | DNP | DNP | 2-3 | 2-3 | - |
| McCalister,A. | 13-13 | 26 | DNP | 1-2 | 3-1 | 2-1 | 2-2 | 1-1 | 1-1 | 0-3 | 2-2 | 1-0 | DNP | DNP | DNP | DNP |
| Sherit,J. | 14-11 | 25 | 2-1 | 1-1 | - | 1-2 | 0-1 | 1-0 | 1-1 | 0-1 | 2-1 | 2-1 | DNP | 1-1 | 1-1 | 2-0 |
| McMillian,D. | 15-8 | 23 | - | - | 1-0 | - | - | 2-0 | 0-1 | 2-0 | 0-1 | 2-1 | 3-1 | 1-1 | 1-0 | 3-3 |
| Harris,M. | 11-11 | 22 | - | 2-3 | 2-1 | 2-2 | - | DNP | DNP | 0-1 | 1-0 | 1-0 | 1-2 | - | 2-0 | 0-2 |
| Clark,K. | 4-12 | 16 | - | 1-0 | - | - | - | 1-0 | 0-1 | - | 0-1 | 1-1 | 1-6 | - | 0-2 | 0-1 |
| Rolin,M. | 8-3 | 11 | DNP | DNP | DNP | DNP | DNP | DNP | DNP | DNP | DNP | DNP | 0-1 | DNP | 7-1 | 1-1 |
| Showers,V. | 8-3 | 11 | - | - | - | - | 2-1 | 2-0 | - | 0-1 | - | 1-0 | 1-0 | - | 1-0 | 1-1 |
| Powell,J. | 5-6 | 11 | 1-1 | - | 2-0 | DNP | DNP | DNP | 0-1 | 1-0 | 0-1 | - | 1-1 | 0-2 | - | DNP |
| Bryan,T. | 3-7 | 10 | - | 1-0 | 0-1 | 0-1 | 0-2 | - | - | - | 0-2 | 1-0 | 1-0 | DNP | DNP | 0-1 |
| Dawson,D. | 5-5 | 10 | - | 2-0 | - | - | 1-1 | - | - | 1-1 | 0-1 | - | - | 0-1 | 1-1 | - |
| Reed,J. | 7-2 | 9 | 2-1 | - | 1-0 | DNP | - | 1-0 | DNP | DNP | DNP | 1-0 | 0-1 | DNP | - | 2-0 |
| Thompson,Ch. | 5-4 | 9 | 0-1 | 1-0 | - | - | 2-1 | 0-1 | 0-1 | - | - | 1-0 | 1-0 | - | DNP | - |
| Anzalone,A. | 2-4 | 6 | 1-4 | 1-0 | DNP | DNP | DNP | DNP | DNP | DNP | DNP | DNP | DNP | DNP | DNP | DNP |
| Davis,K. | 3-1 | 4 | DNP | DNP | DNP | DNP | DNP | DNP | DNP | DNP | DNP | DNP | 2-1 | - | - | 1-0 |
| Harrell,A. | 2-1 | 3 | - | 1-0 | - | - | - | 0-1 | - | - | - | - | - | 1-0 | - | DNP |
| Holley,T. | 0-3 | 3 | 0-1 | DNP | DNP | - | - | 0-1 | DNP | DNP | DNP | DNP | DNP | - | - | 0-1 |
| Porter,D. | 1-1 | 2 | 0-1 | - | - | 1-0 | DNP | DNP | DNP | DNP | DNP | DNP | DNP | DNP | DNP | DNP |
| Herndon,M. | 1-1 | 2 | - | - | - | - | - | - | - | 0-1 | 1-0 | - | - | - | - | - |
| Garcia,C. | 0-2 | 2 | DNP | DNP | DNP | DNP | DNP | DNP | DNP | DNP | DNP | DNP | DNP | DNP | DNP | 0-2 |
| Dillard,C. | 1-0 | 1 | - | - | - | - | - | - | - | - | - | 1-0 | - | DNP | - | - |
| Robinson,D. | 1-0 | 1 | - | - | - | - | - | - | - | - | - | - | - | DNP | 1-0 | - |
| Fulwood,A. | 1-0 | 1 | - | - | - | - | - | - | - | - | - | - | - | - | 1-0 | - |
| Bailey,A. | 1-0 | 1 | - | 1-0 | - | - | - | - | DNP | DNP | DNP | - | - | - | - | DNP |
| Taylor,Kel. | 1-0 | 1 | - | - | - | - | - | - | - | - | - | 1-0 | - | - | - | - |
| Jo. Powell | 1-0 | 1 | DNP | DNP | DNP | 1-0 | - | - | - | DNP | DNP | DNP | DNP | DNP | DNP | DNP |
| R. Andrades | 1-0 | 1 | DNP | DNP | DNP | - | 1-0 | - | - | - | - | DNP | DNP | DNP | DNP | - |
| Hardin,A. | 1-0 | 1 | - | - | - | DNP | DNP | DNP | - | - | - | - | - | - | 1-0 | DNP |

2015 Florida Football
Florida Tackle For Loss Game-by-Game (as of Jan 05, 2016)
All games

[illegible]

2015 Florida Football
Florida Sacks Game-by-Game (as of Jan 05, 2016)
All games

| SACKS | UA-A | Total | NMSU | ECU | UK | UT | OM | MIZ | LSU | UGA | VANDY | SC | FAU | FSU | UA | MICH |
|---------------|------|-------|-------|--------|--------|--------|--------|--------|-----|-------|--------|-------|--------|--------|--------|------|
| Bullard,J. | 5-3 | 6.5 | 1.0-6 | - | 2.0-21 | 1.0-4 | 0.5-4 | - | - | - | 0.5-3 | 0.5-3 | - | - | 1.0-7 | - |
| McCalister,A. | 6-1 | 6.5 | DNP | - | 2.0-14 | 1.0-8 | 1.0-10 | - | - | - | 2.5-16 | - | DNP | DNP | DNP | DNP |
| Davis,J. | 3-1 | 3.5 | - | - | - | - | 1.0-9 | - | - | 0.5-1 | - | - | 2.0-12 | - | - | - |
| Jefferson,C. | 3-1 | 3.5 | - | - | 0.5-2 | - | - | 1.0-17 | - | - | - | - | 1.0-5 | 1.0-9 | - | - |
| Ivie,J. | 3-1 | 3.5 | - | 3.0-22 | - | - | - | 0.5-5 | DNP | - | DNP | DNP | DNP | - | - | - |
| Cox,B. | 3-1 | 3.5 | - | - | - | - | - | 0.5-4 | - | - | 1.0-6 | 1.0-6 | - | - | 1.0-10 | - |
| Brantley,C. | 2-2 | 3.0 | - | - | 0.5-3 | - | 0.5-5 | 1.0-1 | - | - | - | 1.0-3 | DNP | - | - | - |
| Morrison,A. | 2-1 | 2.5 | - | - | - | 1.0-10 | 0.5-5 | - | - | - | - | - | 1.0-9 | - | - | - |
| K. Neal | 2-0 | 2.0 | DNP | DNP | 1.0-10 | - | - | - | - | - | - | - | - | 1.0-15 | - | - |
| Sherit,J. | 1-1 | 1.5 | - | - | - | - | - | - | - | - | - | 1.5-8 | DNP | - | - | - |
| Reed,J. | 1-0 | 1.0 | 1.0-8 | - | - | DNP | - | - | DNP | DNP | DNP | - | - | DNP | - | - |
| Clark,K. | 1-0 | 1.0 | - | - | - | - | - | - | - | - | - | - | 1.0-3 | - | - | - |
| Tabor,J. | 1-0 | 1.0 | - | - | - | DNP | - | - | - | - | 1.0-2 | - | - | - | - | - |
| Bryan,T. | 0-1 | 0.5 | - | - | - | - | 0.5-6 | - | - | - | - | - | - | DNP | DNP | - |
| Poole,B. | 0-1 | 0.5 | - | - | - | - | - | - | - | 0.5-2 | - | - | - | - | - | - |

2015 Florida Football
Florida Games Played (as of Jan 05, 2016)
All games

| ## | PLAYER | GP-GS | NMSU | ECU | UK | UT | OM | MIZ | LSU | UGA | VANDY | SC | FAU | FSU | UA | MICH |
|----|---------------|-------|-------|-------|-------|-------|-------|-------|-------|-------|-------|-------|-------|-------|-------|-------|
| 86 | R. Andrade | 7/- | ... | ... | ... | XXX | XXX | XXX | XXX | XXX | XXX | ... | ... | ... | ... | XXX |
| 34 | Anzalone,A. | 2/2 | START | START | ... | ... | ... | ... | ... | ... | ... | ... | ... | ... | ... | ... |
| 89 | Bailey,A. | 10/- | XXX | XXX | XXX | XXX | XXX | XXX | ... | ... | ... | XXX | XXX | XXX | XXX | ... |
| 57 | Brantley,C. | 13/10 | START | START | START | XXX | XXX | XXX | START | START | START | START | ... | START | START | START |
| 93 | Bryan,T. | 12/1 | XXX | XXX | XXX | XXX | START | XXX | XXX | XXX | XXX | XXX | XXX | ... | ... | XXX |
| 90 | Bullard,J. | 14/14 | START | START | START | START | START | START | START | START | START | START | START | START | START | START |
| 81 | Callaway,A. | 14/13 | START | START | START | START | START | START | START | START | START | START | START | START | XXX | START |
| 54 | Clark,K. | 14/1 | XXX | XXX | XXX | XXX | XXX | XXX | XXX | XXX | XXX | XXX | START | XXX | XXX | XXX |
| 94 | Cox,B. | 14/12 | START | START | START | START | START | XXX | START | START | START | START | START | START | START | XXX |
| 32 | Cronkrite,J. | 13/1 | XXX | XXX | START | XXX | XXX | XXX | XXX | XXX | ... | XXX | XXX | XXX | XXX | XXX |
| 40 | Davis,J. | 14/12 | XXX | XXX | START | START | START | START | START | START | START | START | START | START | START | START |
| 95 | Davis,K. | 4/- | ... | ... | ... | ... | ... | ... | ... | ... | ... | ... | XXX | XXX | XXX | XXX |
| 7D | Dawson,D. | 14/- | XXX | XXX | XXX | XXX | XXX | XXX | XXX | XXX | XXX | XXX | XXX | XXX | XXX | XXX |
| 38 | Diamond,B. | 1/- | XXX | ... | ... | ... | ... | ... | ... | ... | ... | ... | ... | ... | ... | ... |
| 5D | Dillard,C. | 13/11 | START | START | START | START | START | START | START | START | START | START | START | ... | XXX | XXX |
| 36 | Dixon,R. | 10/- | XXX | XXX | XXX | XXX | XXX | XXX | XXX | XXX | ... | ... | ... | ... | XXX | XXX |
| 52 | Dorsey,T. | 10/- | XXX | XXX | XXX | XXX | ... | ... | ... | ... | XXX | XXX | XXX | XXX | XXX | XXX |
| 41 | Farr,R. | 14/- | XXX | XXX | XXX | XXX | XXX | XXX | XXX | XXX | XXX | XXX | XXX | XXX | XXX | XXX |
| 39 | Ferguson,R. | 1/- | XXX | ... | ... | ... | ... | ... | ... | ... | ... | ... | ... | ... | ... | ... |
| 5 | Fulwood,A. | 14/2 | XXX | START | START | XXX | XXX | XXX | XXX | XXX | XXX | XXX | XXX | XXX | XXX | XXX |
| 56 | Garcia,C. | 1/- | ... | ... | ... | ... | ... | ... | ... | ... | ... | ... | ... | ... | ... | XXX |
| 30 | Goolsby,D. | 14/6 | XXX | XXX | XXX | XXX | XXX | START | START | XXX | XXX | START | XXX | START | START | START |
| 12 | Grady,J. | 5/- | XXX | XXX | ... | ... | XXX | ... | ... | ... | ... | ... | XXX | ... | ... | XXX |
| 7 | Grier,W. | 6/5 | XXX | START | START | START | START | START | ... | ... | ... | ... | ... | ... | ... | ... |
| 75 | Halter,M. | 13/13 | START | START | START | START | START | START | START | START | START | START | START | START | START | ... |
| 16 | Hardin,A. | 10/- | XXX | XXX | XXX | ... | ... | ... | XXX | XXX | XXX | XXX | XXX | XXX | XXX | ... |
| 1 | Hargreaves,V. | 13/13 | START | ... | START | START | START | START | START | START | START | START | START | START | START | START |
| 53 | Harkless,K. | 1/- | ... | ... | ... | ... | ... | ... | ... | ... | ... | ... | ... | ... | ... | XXX |
| 48 | Harrell,A. | 13/- | XXX | XXX | XXX | XXX | XXX | XXX | XXX | XXX | XXX | XXX | XXX | XXX | XXX | ... |
| 26 | Harris,M. | 12/1 | XXX | START | XXX | XXX | XXX | ... | ... | XXX | XXX | XXX | XXX | XXX | XXX | XXX |
| 3 | Harris,Tr. | 12/9 | START | XXX | ... | ... | XXX | XXX | START | START | START | START | START | START | START | START |
| 22 | Harrison,C. | 3/- | XXX | XXX | ... | ... | ... | ... | ... | ... | ... | ... | ... | XXX | ... | ... |
| 37 | Herndon,M. | 14/- | XXX | XXX | XXX | XXX | XXX | XXX | XXX | XXX | XXX | XXX | XXX | XXX | XXX | XXX |
| 55 | Holley,T. | 7/- | XXX | ... | ... | XXX | XXX | XXX | ... | ... | ... | ... | ... | XXX | XXX | XXX |
| 73 | M. Ivey | 12/8 | ... | ... | XXX | XXX | XXX | XXX | START | START | START | START | START | START | START | START |
| 91 | Ivie,J. | 10/5 | XXX | XXX | XXX | START | START | START | ... | XXX | ... | ... | ... | START | START | XXX |
| 96 | Jefferson,C. | 14/4 | XXX | XXX | START | START | XXX | XXX | XXX | XXX | XXX | XXX | START | XXX | XXX | START |
| 74 | Johnson,F. | 8/2 | XXX | XXX | XXX | XXX | ... | ... | ... | XXX | START | ... | ... | ... | XXX | START |
| 64 | Jordan,T. | 14/3 | XXX | XXX | XXX | XXX | XXX | XXX | XXX | XXX | XXX | XXX | XXX | START | START | START |
| 84 | Knight,C. | 8/- | XXX | ... | XXX | XXX | XXX | XXX | XXX | ... | XXX | ... | ... | ... | ... | XXX |
| 80 | Lewis,C. | 9/1 | XXX | XXX | ... | ... | ... | ... | ... | XXX | XXX | XXX | XXX | XXX | START | XXX |
| 34 | MacInnes,N. | 3/- | ... | ... | ... | ... | ... | ... | ... | ... | XXX | ... | ... | ... | XXX | XXX |
| 20 | Maye,M. | 13/12 | ... | XXX | START | START | START | START | START | START | START | START | START | START | START | START |
| 14 | McCalister,A. | 9/6 | ... | XXX | XXX | XXX | START | START | START | START | START | START | ... | ... | ... | ... |
| 83 | McGee,J. | 13/13 | START | START | START | START | START | START | START | START | START | START | START | START | START | ... |
| 13 | McMillian,D. | 14/- | XXX | XXX | XXX | XXX | XXX | XXX | XXX | XXX | XXX | XXX | XXX | XXX | XXX | XXX |
| 77 | Mike,A. | 4/- | XXX | ... | ... | ... | ... | ... | ... | ... | ... | ... | ... | XXX | XXX | XXX |

2015 Florida Football
Florida Games Played (as of Jan 05, 2016)
All games

[illegible]