



# GAME 2

SEPTEMBER 10 // 3:30 P.M.

Ben Hill Griffin Stadium  
at Steve Spurrier-Florida Field (88,548)



## Kentucky Wildcats // 0-1, 0-0 SEC Florida Gators // 1-0, 0-0 SEC

### THE STORYLINE

- No. 25 Florida took control late and defeated UMass in UF's 2016 season opener, 24-7. Head coach Jim McElwain improved to 2-0 in season openers as the Gators won their 27th consecutive opener overall, the longest active streak in the country.
- UF's defense controlled the line of scrimmage against UMass as the Gators allowed just 46 yards rushing while totaling four sacks and five tackles for loss. In addition, Florida was one of three teams in the country (Louisville, Michigan) to hold an FBS opponent under a 17-percent conversion rate on third down for Week 1.
- Meanwhile, the Gators are one of three FBS teams to hold three opponents under a 10-percent conversion rate on third down since the start of last season—San Diego State and Michigan are the only others to do so.
- Redshirt sophomore Luke Del Rio recorded his first collegiate start against UMass and went 29-for-44 with 256 yards and a pair of touchdowns. The Santa Rosa Beach native joined Rex Grossman (2002) and Chris Leak (2005) as the only Gator quarterbacks since 1996 to complete 65 percent of his passes (min. 25 completions and 40 att.), throw two touchdowns and zero interceptions.
- In addition, Del Rio was one of four FBS quarterbacks and the only SEC quarterback to complete 65 percent of his passes (min. of 40 att.), throw for 250-plus yards, two touchdowns, and zero interceptions in Week 1.
- Del Rio's 256 passing yards were the fifth-most by a UF quarterback in his debut start since 1990. The others were:
- Following UF's kicking struggles a season ago, Eddy Pineiro showed why that's not a problem in 2016.

### LAST TIME OUT - UMass

No, it wasn't a game representative of the new name on the stadium's west wall. But, yes, it was a victory on a Saturday night that certainly had some home-fan folks squirming in the second half.

Quarterback Luke Del Rio fired a couple touchdowns in his first career start and Eddy Pineiro kicked three field goals, including two in the fourth quarter, as No. 25 Florida did enough to defeat Massachusetts before 88,121 Saturday night at the "Swamp."

Del Rio, the fourth-year junior making his first career start, completed 29 of 44 passes for 256 yards, two touch-

Against UMass, the Miami, Fla. product became the first Gator kicker since Matt Leach (Nov. 29, 2003 against Florida State) to make three field goals of 40-plus yards in a game.

- Moving on to the second week of the season, UF hosts SEC Eastern Division rival Kentucky in The Swamp. UK enters the game 0-1 and fresh off a stunning 44-35 loss against Southern Miss.
- UF has won 29 consecutive games against UK, dating back to 1986, which represents the longest active winning streak over a major opponent in an annual series.

### Consecutive Wins Over an Opponent in an Uninterrupted Series (Must have played in consecutive years)

#### Streak Teams (Years)

43	Notre Dame over Navy (1964-2006)
36	Nebraska over Kansas (1969-2004)
32	Oklahoma over Kansas St. (1937-68)
<b>29</b>	<b>FLORIDA over KENTUCKY (1987-current)</b>
29	Nebraska over Kansas St. (1969-97)
28	Texas over Rice (1966-93)
26	Syracuse over Hobart (1906-31)
26	Tennessee over Kentucky (1985-2010)

- The Gators are 49-17 all-time against the Wildcats. Florida defeated Kentucky 14-9 in Lexington in Week 3 a season ago.
- UF has a 40-4 (.909) record while playing in the month of September since the start of the 2005 season.
- UF is looking to win its first SEC game for the 12th consecutive season. Meanwhile, Florida entered the season ranked in the preseason AP Poll for the first time since 2013.

downs and no interceptions. Eight of his completions went to Antonio Callaway, good for 72 yards and a first-quarter touchdown. UF's top rusher was sophomore Jordan Scarlett, who was good for 70 yards on 13 carries, though UF managed 107 yards on the ground against a program entering only its fifth FBS season and now 8-41 in that time.

UMass finished with just 187 total yards, but actually hit a few big plays against the UF defense, which also was flagged with three personal foul penalties. On the lone touchdown drive for the Minutemen, nearly half of the yards came on Florida penalties.

### BROADCAST INFORMATION - #UKvsUF

#### CBS

Play-by-Play: Verne Lundquist  
Analyst: Gary Danielson  
Sideline: Allie LaForce

#### Gator IMG Sports Network

Play-by-Play: Mick Hubert  
Analyst: Lee McGriff  
Sideline: Brady Ackerman

### MATCHUP AT A GLANCE

Overall:	49-17, UF
Last 10 Meetings:	10-0, UF
In Gainesville:	19-10, UF
In Lexington:	28-4, UF
At Neutral Sites:	3-2, UK

### FLORIDA (1-0, 0-0 SEC)

Head Coach: Jim McElwain  
Record: 33-20 overall (5th year)  
11-4 at UF (2nd year)  
Rankings: AP - RV | Coaches - No. 25  
2015 Record: 10-4, 7-1 SEC

### KENTUCKY (0-1, 0-0 SEC)

Head Coach: Mark Stoops  
Record: 12-25 overall (4th year)  
12-25 at UK (4th year)  
Rankings: Not Ranked  
2015 record: 5-7, 2-6 SEC

### 2016 SCHEDULE

#### September (1-0)

3	UMASS	W, 24-7
10	KENTUCKY* (CBS)	3:30 p.m.
17	NORTH TEXAS (ESPNU)	7:30 p.m.
24	at Tennessee*	

#### October (0-0)

1	at Vanderbilt*	
8	LSU*	
15	MISSOURI*	
22	Bye	
29	vs. Georgia* (CBS)	3:30 p.m.

#### November (0-0)

5	at Arkansas*	
12	SOUTH CAROLINA*	
19	PRESBYTERIAN	
26	at Florida State	

#### December

3	SEC Championship (Atlanta, Ga.)	
---	---------------------------------	--

Home: 1-0 \*SEC Games: 0-0 Neutral: 0-0  
Away: 0-0 Non-Conference: 1-0

### FOOTBALL COMMUNICATIONS CONTACTS

**Steve McClain** Senior Associate Athletics Director  
SteveM@gators.ufl.edu

**Will Pantages** Assistant Director  
WillP@gators.ufl.edu

**Dan Apple** Assistant Director  
DanielA@gators.ufl.edu



@GatorsFB // #GoGators

## QUICK FACTS

## GENERAL INFORMATION

**Location:** Gainesville, Fla.**Enrollment:** 53,744**President:** Dr. Kent Fuchs**Athletics Director:** Jeremy Foley**Conference:** Southeastern Conference**Nickname:** Gators**Colors:** Orange (PMS 172) & Blue (PMS 287)**Stadium (Capacity):** Ben Hill Griffin Stadium (88,548)**Surface:** Grass**Press Box Number:** (352) 378-9590

## COACHING STAFF

**Head Coach:** Jim McElwain (Eastern Washington, 1983)**Defensive Coordinator:** Geoff Collins (Western Carolina, 1994)**Wide Receivers:** Kerry Dixon II (Hampton, 2004)**Defensive Backs:** Torrian Gray (Virginia Tech, 1996)**Tight Ends/Special Teams Coordinator:** Greg Nord (Kentucky, 1980)**Offensive Coordinator/Quarterbacks:** Doug Nussmeier (Idaho, 1994)**Defensive Line:** Chris Rumph (South Carolina, 1994)**Associate Head Coach/Co-Coordinator/Linebackers:**

Randy Shannon (Miami, 1989)

**Running Backs:** Tim Skipper (Fresno State, 2001)**Offensive Line:** Mike Summers (Georgetown, 1978)**Director of Strength & Conditioning:** Mike Kent (Fairmont State, 1982)

## FOOTBALL HISTORY

**All-Time Record:** 700-404-40 (110 years)**2015 Record:** 10-4 (7-1, 1st in SEC East)**First Season of Football:** 1906**Bowl Games:** 42 (21-21)**National Championships:** 3 ('96, '06, '08)**SEC Championships:** 8 ('91, '93, '94, '95, '96, '00, '06, '08)

## 2016 GATOR CAPSULE

**Offense:** Multiple**Defense:** Multiple

LETTERWINNERS	Returning:	Lost:
Offense:	24	12
Defense:	21	9
Specialty:	5	1
TOTAL:	50	22
STARTERS	Returning:	Lost:
Offense:	6	5
Defense:	6	5
Specialty:	4	1
TOTAL:	16	11

## QUICK HITS

- Florida entered the season ranked in the preseason AP Poll for the first time since 2013. However, UF is the lowest ranked defending SEC East champion since the conference created a championship game in 1992.
- In 2016, Florida returned 50 letterwinners and 16 starters. UF has the third-fewest seniors in the country with 15.
- Florida has the same offensive coordinator for the second year in a row, as Doug Nussmeier enters year two with the Gators. UF has had a different offensive coordinator for the past three years (2015-Nussmeier, 2014-Roper, 2013-Pease).
- Redshirt sophomore quarterback Luke Del Rio was the second transfer quarterback to start a game in program history, the first was Noah Brindise in 1997. Del Rio was a walk-on with Alabama in 2013 and saw limited action the following year in his one season at Oregon State. Brindise didn't receive any Division-I offers out of high school and accepted an athletic scholarship from Wingate University, a Division-II program in North Carolina. The Fort Myers, Fla., native returned to the Sunshine State after his freshman season and made three career starts at QB for the Gators.
- Florida's last four head coaches have posted a combined 42-10 (.808) mark in their second season at the helm. Last season, Jim McElwain became the only coach in UF history to lead the Gators to the SEC Championship game in his debut season. In addition, he became Florida's first coach to win 10 games in his inaugural season.
- UF's 12-game 2016 schedule features five teams that played in a bowl last season, five that won at least 8 games (including two that had 10-plus victories) and three that were in the final AP rankings. In addition, Florida plays four teams ranked in the preseason AP Top 25 poll.
- UF has scored in 348 consecutive games, a streak that ranks third on the NCAA's all-time list, trailing only Michigan (365, 1984-04) and BYU (361, 1975-03). In addition, it's the longest active streak in the country.
- The Gators return six offensive linemen this season who have started at least one game at UF: David Sharpe (13), Cam Dillard (11), Martez Ivey (8), Antonio Riles (6) Tyler Jordan (2) and Fred Johnson (2). Last season, Florida only had one.

## CROSSING PATHS

- Kentucky has 14 players on its roster from the state of Florida, while UF has one player from Kentucky.
- Florida head coach Jim McElwain and Kentucky head coach Mark Stoops faced off in 1998 while at Montana State and Wyoming, respectively. McElwain was Montana State's offensive coordinator and Stoops was Wyoming's defensive backs coach. Wyoming topped Montana State, 17-9. Kentucky head coach Mark Stoops and Florida associate head coach Randy Shannon both coached at Miami during the 2001-03 seasons, which saw the Hurricanes win the 2001 BCS National Championship and finish in the top five of the AP Poll all of their three years on staff. Shannon worked as the defensive coordinator, while Stoops coached the defensive backs. Shannon also coached alongside Kentucky defensive coordinator/outside linebackers coach D.J. Eliot during the 2002 season at Miami. Eliot was a graduate assistant for the Hurricanes. Shannon and first-year Kentucky offensive coordinator Eddie Gran were both graduate assistants at Miami for the 1991 season. While Gran was a graduate assistant at East Carolina in 1989, Florida's director of strength and conditioning, Mike Kent, was the Pirates' assistant director of strength and conditioning.
- Florida defensive backs coach Torrian Gray, Eliot, Gran, and Stoops were on opposite sides of the Virginia Tech-Florida State series on two occasions. Gray was defensive secondary coach at Virginia Tech, while Stoops was the defensive coordinator, Gran was associate head coach/offensive coordinator/running backs coach, and Eliot coached the defensive ends at Florida State. Gray and the Hokies won the 2010 ACC Championship Game, but the Seminoles won a 2012 regular season matchup in Blacksburg. Florida offensive line coach Mike Summers was the run game coordinator/offensive line coach at Kentucky for three seasons (2010-12) and got his coaching start with the Wildcats in 1980-81 as graduate assistant. Florida special teams coordinator Greg Nord coached Kentucky's tight ends and special teams in 2011 and 2012.

## SERIES HISTORY &amp; LAST MATCHUP

- Series History | Florida 49, Kentucky 17** -- UF holds the series edge over UK, 49-17, and has not lost to the Wildcats since 1986. The streak of 29 straight wins is the longest active Division I winning streak against a single opponent and is currently tied for fifth among consecutive wins over an opponent in an uninterrupted series (see page 1).
- 2015 | Florida 14, Kentucky 9** (Lexington) -- Cornerback Quincy Wilson intercepted Kentucky quarterback Patrick Towles' fourth-down "Hail Mary" heave with 33 seconds left, allowing Florida to get hold off Kentucky for a 14-9 win Saturday night before a sold-out crowd at Commonwealth Stadium. Quarterback Will Grier and tailback Kelvin Taylor each had short touchdown runs in the first half for the Gators, while the UF defense held UK to just 241 yards and kept the Wildcats out of the end zone, limiting them to three Austin McGinnis field goals.

## WEEKLY MEDIA SCHEDULE

**4 Sunday**

No Media Availability

**5 Monday****11:45 a.m.**Coach McElwain Press Conference & Player Interviews  
(3rd Floor Press Box Lobby)**5 p.m.**UF Football w/Jim McElwain  
(Sun Sports)**6 Tuesday****Post-Practice**Player interviews  
(Indoor Practice Facility)**7 Wednesday****11:20 a.m.** Coach McElwain  
on SEC Teleconference**Noon** Asst. Coach interview  
(3rd Floor Press Box Lobby)**Post-Practice** Coach McElwain  
(3rd Floor Press Box Lobby)**8 Thursday**

No Media Availability

Gator Talk with  
Jim McElwain  
(6-7 p.m., Piesanos)**9 Friday**

No Media Availability

**10 Saturday****Post-Game**Coach McElwain and  
select players available for  
interviews

## COACH McELWAIN INTERVIEWS

Please coordinate all requests for telephone and personal interviews with Coach McElwain through Steve McClain in the Communications Office. Coach McElwain is available on Monday (weekly press conference at noon), and Wednesday (SEC Teleconference at 11:20 a.m. ET) after practice. Contact the SEC Office at (205) 458-3010 for phone number and passcode. Coach McElwain will also host the Gator Talk with Jim McElwain show on 9/1, 9/8, 9/15, 9/22, 9/29, 10/6, 10/13, 10/27, 11/3, 11/10 and 11/17 from 6-7 p.m. ET at Piesanos. Additionally, Florida Football with Jim McElwain airs on Mondays at 5 p.m. on Sun Sports throughout the regular season.

## PLAYER/ASSISTANT COACH INTERVIEWS

All player interviews must be coordinated with Will Pantages in the Communications Office. Players will be available on Monday (at weekly press conference) and Tuesday after practice in the Indoor Practice Facility. The starting quarterback will only be available on Mondays at the weekly press conference. Currently, freshmen are not available for interviews. All player interviews will conclude on Wednesday during game weeks. Telephone interviews should be booked at least one day in advance and are normally limited to those times reserved for the general interview sessions. The Communications Office will not give out home or cell phone numbers for any players and players may not be contacted directly by phone, text, e-mail or social media. Members of the media are not permitted in team areas. Team locker room, training room and strength complex are considered private work areas. These areas, as well as players' housing (campus and off campus), are off-limits to media representatives. A position coach will be available to the media every Wednesday throughout the season. Those interviews will be held in the lobby of the third floor press deck of Ben Hill Griffin Stadium. After Doug Nussmeier (offensive coordinator) and Geoff Collins (defensive coordinator) spoke at UF's media day, they are no longer available for interviews until after the season.

## WEEKLY PRESS CONFERENCE

Florida's weekly press conference will begin Monday, August 29, and will be held each Monday during the season except on the bye week (Oct. 17). Select players will address media representatives on the third floor press deck lobby in Ben Hill Griffin Stadium from 11 a.m. – noon, with Coach McElwain scheduled as early as 11:45 a.m. For those who cannot attend weekly press conferences, video of the press conference will be posted online via FloridaGators.com. Quotes from Coach McElwain will be available on the media-only website.

## XOS DIGITAL XCHANGE

The Florida Athletics Department utilizes the XOS Digital XChange media exchange platform to post press conferences and interviews from Coach McElwain and selected players on game weeks. The feeds begin August 29 and will run every Monday of game week throughout the season, with additional sound posted throughout the week. For more information about XOS Digital XChange and how to access the service, contact Jon Rubin (JonR@gators.ufl.edu). Please note that these feeds are intended solely for regularly-scheduled news programs or news organizations' Internet websites. Organizations are limited to posting three (3) minutes of content per video. If any person or syndicator would like to use additional portions of this feed, please contact the UAA GatorVision Office at (352) 375-4683, ext. 6629, for rights, permission and associated fees. In addition, utilizing station-filmed video from weekly press conferences and post-practice media opportunities is limited to three (3) minutes daily.

## MEDIA ONLY SITE

For the most up-to-date media schedules and game week information, please utilize CollegePressBox.com: Roster, Depth Chart, Season Stats, Media Guide, Credential Information, UF Game Releases, Opponent Game Releases, SEC Weekly Releases, Flip Cards, Box Scores and more.

## COMMUNICATIONS OFFICE

**Phone:** (352) 375-4683 ext. 6100**Fax:** (352) 375-4809**Website:** www.FloridaGators.com**Steve McClain | Senior Associate Athletics Director, Comm.**

## HEAD COACH INTERVIEWS

Office: (352) 375-4683 ext. 6115

Mobile: (352) 317-8132

Email: SteveM@gators.ufl.edu

**Will Pantages | Assistant Communications Director**

## PLAYER &amp; ASSISTANT COACH INTERVIEWS, GAME RELEASE

Office: (352) 375-4683 ext. 6120

Mobile: (352) 275-3398

Email: WillP@gators.ufl.edu

**Dan Apple | Assistant Communications Director**

## SOCIAL MEDIA, INTERNAL COMMUNICATIONS

Office: (352) 375-4683 ext. 6199

Mobile: (352) 339-8155

Email: DanielA@gators.ufl.edu

**Jennifer Wagner | Communications Coordinator**

## CREDENTIALS

Office: (352) 375-4683 ext. 6123

Email: JenniferW@gators.ufl.edu

## INFORMATION SOURCES

## Website

www.FloridaGators.com

## Credential Requests

http://www.sportssystem.com/florida

## Photos &amp; Logos

SECsports.com/media (Digital Image Studio)

For specific UF requests, please email Will Pantages

## Florida Football Email List

To be added to the Gator Football email list, email

Dustin Ciraco: DustinC@gators.ufl.edu

## SEC Email List

To be added to the SEC Football email list, email

Chuck Dunlap of the SEC Media Relations Office at

cdunlap@sec.org

## Collegepressbox.com

The official media website for SEC football.

## AROUND THE SEC

### 2016 SEC STANDINGS

	Conf. Games	All Games
<b>Eastern Division</b>		
South Carolina	1-0 1.000	1-0 1.000
<b>Florida</b>	<b>0-0 .000</b>	<b>1-0 1.000</b>
Georgia	0-0 .000	1-0 1.000
Tennessee	0-0 .000	1-0 1.000
Kentucky	0-0 .000	0-1 .000
Missouri	0-0 .000	0-1 .000
Vanderbilt	0-1 .000	0-1 .000
<b>Western Division</b>		
Alabama	0-0 .000	1-0 1.000
Arkansas	0-0 .000	1-0 1.000
Texas A&M	0-0 .000	1-0 1.000
Auburn	0-0 .000	0-1 .000
LSU	0-0 .000	0-1 .000
Mississippi St.	0-0 .000	0-1 .000
Ole Miss	0-0 .000	0-0 .000

### THIS WEEK'S SCHEDULE

#### Saturday, Sept. 10

Nicholls State at Georgia, 12:00 p.m. (SEC Network)  
 PV A&M at Texas A&M, 12:00 p.m. (SEC Network)  
 Western Kentucky at Alabama, 3:30 p.m. (ESPN2)  
 Kentucky at Florida, 3:30 p.m. (CBS)  
 Wofford at Ole Miss, 4:00 p.m. (SEC Network)  
 Middle Tennessee at Vanderbilt, 4:00 p.m. (SEC Network)  
 Arkansas at TCU, 7:00 p.m. (ESPN | ESPN2)  
 South Carolina at Mississippi State, 7:00 p.m. (ESPN | ESPN2)  
 Jacksonville State at LSU, 7:30 p.m. (ESPN)  
 Arkansas State at Auburn, 7:30 p.m. (SEC Network)  
 Eastern Michigan at Missouri, 7:30 p.m. (SEC Network)  
 Virginia Tech at Tennessee, 8 p.m. (ABC)

• All times listed – Eastern

### GATORZONE ON SUN SPORTS

In its 15th season this fall, GatorZone features all the latest news and information on Gator athletics. Join hosts Jeff Cardozo and Megan Parler every Wednesday at 5:30 pm on Sun Sports as they keep you up-to-date on all things Orange and Blue. Plus, enjoy in-depth coverage of your favorite Gator student-athletes and programs from UF's GatorVision staff, as we highlight their accomplishments both on and off the field. GatorZone - the award-winning show for the Gator Nation.

### TRACKING THE OPPONENTS

#### UMASS (0-1)

9/3	at Florida	L, 24-7
9/10	Boston College	
9/17	FIU	
9/24	Mississippi State	
10/1	Tulane	
10/8	at Old Dominion	
10/15	LA Tech	
10/22	at South Carolina	
10/29	Wagner	
11/5	at Troy	
11/12	bye	
11/19	at BYU	
11/26	at Hawaii	

#### VANDERBILT (0-1, 0-1)

9/1	South Carolina	L, 13-10
9/10	Middle Tennessee	
9/17	at Georgia Tech	
9/24	at Western Kentucky	
10/1	Florida	
10/8	at Kentucky	
10/15	at Georgia	
10/22	Tennessee State	
10/29	bye	
11/5	at Auburn	
11/12	at Missouri	
11/19	Ole Miss	
11/26	Tennessee	

#### ARKANSAS (1-0, 0-0)

9/3	LA Tech	W, 21-20
9/10	at TCU	
9/17	Texas State	
9/24	Texas A&M	
10/1	Alcorn State	
10/8	Alabama	
10/15	Ole Miss	
10/22	at Auburn	
10/29	bye	
11/5	Florida	
11/12	LSU	
11/19	at Mississippi State	
11/25	at Missouri	

#### KENTUCKY (0-1, 0-0)

9/3	Southern Miss	L, 44-35
9/10	at Florida	
9/17	New Mexico State	
9/24	South Carolina	
10/1	at Alabama	
10/8	Vanderbilt	
10/15	bye	
10/22	Mississippi State	
10/29	at Missouri	
11/5	Georgia	
11/12	at Tennessee	
11/19	Austin Peay	
11/26	Louisville	

#### LSU (0-1, 0-0)

9/3	Wisconsin	L, 16-14
9/10	Jacksonville State	
9/17	Mississippi State	
9/24	at Auburn	
10/1	Missouri	
10/8	at Florida	
10/15	Southern Miss	
10/22	Ole Miss	
10/29	bye	
11/5	Alabama	
11/12	at Arkansas	
11/19	South Alabama	
11/24	at Texas A&M	

#### SOUTH CAROLINA (1-0, 1-0)

9/1	at Vanderbilt	W, 13-10
9/10	at Mississippi State	
9/17	East Carolina	
9/24	at Kentucky	
10/1	Texas A&M	
10/8	Georgia	
10/15	bye	
10/22	UMass	
10/29	Tennessee	
11/5	Missouri	
11/12	at Florida	
11/19	Western Carolina	
11/26	at Clemson	

#### NORTH TEXAS (0-1, 0-0)

9/3	SMU	L, 34-21
9/10	Bethune-Cookman	
9/17	at Florida	
9/24	at Rice	
10/1	Middle Tennessee	
10/8	Marshall	
10/15	bye	
10/22	at Army	
10/29	at UTSA	
11/5	LA Tech	
11/12	at Western Kentucky	
11/19	Southern Miss	
11/26	at UTEP	

#### MISSOURI (0-1, 0-0)

9/3	at West Virginia	L, 26-11
9/10	Eastern Michigan	
9/17	Georgia	
9/24	Delaware State	
10/1	at LSU	
10/8	bye	
10/15	at Florida	
10/22	Middle Tennessee	
10/29	Kentucky	
11/5	at South Carolina	
11/12	Vanderbilt	
11/19	at Tennessee	
11/25	Arkansas	

#### PRESBYTERIAN (0-1, 0-0)

9/1	at Central Michigan	L, 49-3
9/10	at Chattanooga	
9/17	at Campbell	
9/24	Florida Tech	
10/1	bye	
10/8	at Gardner-Webb	
10/13	Monmouth	
10/22	at Charleston-Southern	
10/29	Coastal Carolina	
11/5	Liberty	
11/12	at Kennesaw State	
11/19	at Florida	

#### TENNESSEE (1-0, 0-0)

9/1	Appalachian State	W, 20-13
9/10	Virginia Tech	
9/17	Ohio	
9/24	Florida	
10/1	at Georgia	
10/8	at Texas A&M	
10/15	Alabama	
10/22	bye	
10/29	at South Carolina	
11/5	Tennessee Tech	
11/12	Kentucky	
11/19	Missouri	
11/26	at Vanderbilt	

#### GEORGIA (1-0, 0-0)

9/3	North Carolina	W, 33-24
9/10	Nicholls State	
9/17	at Missouri	
9/24	at Ole Miss	
10/1	Tennessee	
10/8	at South Carolina	
10/15	Vanderbilt	
10/22	bye	
10/29	vs. Florida	
11/5	at Kentucky	
11/12	Auburn	
11/19	LA-Lafayette	
11/26	Georgia Tech	

#### FLORIDA STATE (1-0, 0-0)

9/5	Ole Miss	W, 45-34
9/10	Charleston Southern	
9/17	at Louisville	
9/24	at USF	
10/1	North Carolina	
10/8	at Miami (FL)	
10/15	Wake Forest	
10/22	bye	
10/29	Clemson	
11/5	at NC State	
11/11	Boston College	
11/19	at Syracuse	
11/26	Florida	

COMBINED RECORD OF OPPONENTS: 5-7 (.416)

## STAT COMPARISON

## Florida Stats

## Rank (NCAA/SEC)

107.0	96/10
256.0	45/4
129.78	75/6
363.0	81/8
24.0	76/6
46.0	10/1
141.0	36/4
122.61	71/11
187.0	14/1
7.0	15/2
42.2	31/5
8.2	47/2
26.5	27/2
0	58/4
4.0	14/2
5.0	80/9
1.0	28/3

## Kentucky Stats

## Rank (NCAA)

<b>Rushing Offense</b>	96.0	103/12
<b>Passing Offense</b>	313.0	24/1
<b>Pass Eff.</b>	213.97	9/2
<b>Total Offense</b>	409.0	67/5
<b>Scoring Offense</b>	35.0	53/2
<b>Rushing Defense</b>	262.0	117/14
<b>Pass Defense</b>	258.0	92/11
<b>Pass Eff. Defense</b>	143.83	91/12
<b>Total Defense</b>	520.0	113/13
<b>Scoring Defense</b>	44.0	111/13
<b>Net Punting</b>	45.3	100/12
<b>Punt Returns</b>	0.0	88/9
<b>Kickoff Returns</b>	23.5	48/6
<b>Turnover Margin</b>	0	58/4
<b>Sacks</b>	3.0	36/3
<b>Tackles for Loss</b>	9.0	22/3
<b>Sacks Allowed</b>	4.0	105/10

## POLLS (Week 2)

## ASSOCIATED PRESS

Rk.	School	Record
1.	Alabama (54)	1-0
2.	Clemson (2)	1-0
3.	Florida State (4)	1-0
4.	Ohio State	1-0
5.	Michigan	1-0
6.	Houston	1-0
7.	Stanford	1-0
8.	Washington	1-0
9.	Georgia	1-0
10.	Wisconsin	1-0
11.	Texas	1-0
12.	Michigan State	1-0
13.	Louisville	1-0
14.	Oklahoma	0-1
15.	TCU	1-0
16.	Iowa	1-0
17.	Tennessee	1-0
18.	Notre Dame	0-1
19.	Ole Miss	0-1
20.	Texas A&M	1-0
21.	LSU	0-1
22.	Oklahoma State	1-0
23.	Baylor	1-0
24.	Oregon	1-0
25.	Miami (FL)	1-0

## USA TODAY/AMWAY COACHES

Rk.	School	Record
1.	Alabama (62)	1-0
2.	Clemson (2)	1-0
3.	Florida State	1-0
4.	Ohio State	1-0
5.	Stanford	1-0
6.	Michigan	1-0
7.	Houston	1-0
8.	Michigan State	1-0
9.	Georgia	1-0
10.	Iowa	1-0
11.	Washington	1-0
12.	TCU	1-0
13.	Oklahoma	0-1
14.	Tennessee	1-0
15.	Louisville	1-0
16.	Wisconsin	1-0
17.	Oklahoma State	1-0
18.	Ole Miss	0-1
19.	Baylor	1-0
20.	Texas	1-0
21.	Notre Dame	0-1
22.	LSU	0-1
23.	Oregon	1-0
24.	Texas A&M	1-0
25.	Florida	1-0

## INDIVIDUAL STAT LEADERS

## RUSHING

Florida	G	Att	Yds	Avg	TD	YPG
Scarlett	1	13	70	5.4	0	70.0
Thompson	1	6	22	3.7	0	22.0

UK	G	Att	Yds	Avg	TD	YPG
Williams	1	13	94	7.2	0	7.2
Kemp	1	5	7	7.0	1	7.0

## PASSING

Florida	C-A-I	Pct	Yds	TD	YPG	Rate
Del Rio	29-44-0	65.9	256	2	256.0	129.78

UK	C-A-I	Pct	Yds	TD	YPG	Rate
Barker	15-24-1	62.5	323	4	323.0	222.22
Yeomans	1-1-0	100.0	-10	0	-10.0	16.00

## RECEIVING

Florida	G	Rec	Yds	Avg	TD	YPG
Callaway	1	8	72	9.0	1	72.0
Powell	1	7	73	10.4	1	10.4
Hammond	1	5	38	7.6	0	38.0

UK	G	Rec	Yds	Avg	TD	YPG
Johnson	1	6	143	23.8	2	143.0
Richardson	1	2	74	37.0	0	74.0
Badet	1	2	72	36.0	1	72.0

## DEFENSE

Florida	UT-AT-TT	TFL	Sk	QBH	Int	PBU	FF-FR
Davis	2-7-9	0.5	0.5	0	0	1	0-0
Anzalone	3-3-6	1.0	1.0	0	0	1	0-0
Washington	4-1-5	0.0	0.0	0	0	0	0-0

UK	UT-AT-TT	TFL	Sk	QBH	Int	PBU	FF-FR
Jones	13-6-19	2.0	1.0	1	0	0	0-0
Walker	2-8-10	0.5	0	0	0	0	0-0
Allen	4-5-9	1.0	1.0	1	0	0	0-0

## SITUATIONAL RECORDS

	Under McElwain	Since 1990
Opponent scores < 21	10-0	205-11
Rushing for 150+ yards	3-0	152-14
Rushing for < 150 yards	8-4	96-68-1
Rushing for 100+ yards	9-2	222-40
Rushing for < 100 yards	2-2	28-42-1
Opp. rushes for < 100 yards	5-0	146-12-1
Player rushes for 100+ yards	3-1	110-12
Out-rushing opponent	9-0	207-20
Out-rushed by opponent	2-4	43-63-1
Scoring first	10-1	178-26
Opponent scores first	1-3	71-56-1
Leading at the half	8-0	221-16-1
Tied or Trailing at the half	3-4	28-65
Blocking a punt	0-0	45-6
Playing in the state of Florida	8-2	172-45-1
Playing in Gainesville	7-1	142-25
Playing in Jacksonville	1-0	20-6
Playing in Miami	0-0	1-2
Playing in Orlando	0-1	2-4
Playing in Tallahassee	0-0	4-8-1
Opp. is unranked at game time	10-0	175-16
Opp. is ranked at game time	1-4	83-62-1

## DID YOU KNOW??

Eddy Pineiro is the first Florida kicker since at least 2006 to make three field goals of 40-plus yards in a game.

## ON THIS DATE: SEPT. 10, 1994

**FLORIDA 73, KENTUCKY 7** (Gainesville, Fla.) -- Registering the largest point total versus an SEC opponent in school history, second-ranked Florida defeated Kentucky, 73-7, in the league opener. QB Terry Dean threw for four TDs and 201 yards in a little more than a half of action and RBs Elijah Williams and Fred Taylor paced a rushing attack that finished with 304 yards. The Gators forced three turnovers and held the Wildcats to just 198 yards of total offense.



## OFFENSE

## WR

- 81 **Antonio Callaway**  
5-11 • 197 • SO
- 10 **Josh Hammond**  
6-1 • 186 • FR
- 18 **C.J. Worton**  
6-0 • 196 • JR

## LT

- 78 **David Sharpe**  
6-6 • 357 • JR
- 53 **Kavaris Harkless**  
6-5 • 310 • R-SO

## LG

- 73 **Martez Ivey**  
6-5 • 305 • SO
- 66 **Nick Buchanan**  
6-2 • 301 • R-FR
- or-
- 67 **Brandon Sandifer**  
6-3 • 323 • R-FR

## C

- 54 **Cam Dillard**  
6-4 • 313 • R-JR
- 59 **T.J. McCoy**  
6-1 • 308 • R-FR

## RG

- 64 **Tyler Jordan**  
6-4 • 309 • SO
- 68 **Richerd Desir-Jones**  
6-4 • 292 • R-FR

## RT

- 74 **Fred Johnson**  
6-6 • 311 • SO
- 65 **Jawaan Taylor**  
6-5 • 340 • FR

## WR

- 4 **Brandon Powell**  
5-9 • 184 • JR
- 5 **Ahmad Fulwood**  
6-4 • 208 • SR

## TE

- 30 **DeAndre Goolsby**  
6-4 • 244 • JR
- or-
- 80 **C'yontai Lewis**  
6-4 • 231 • R-SO
- 82 **Moral Stephens**  
6-3 • 249 • R-SO
- or-
- 84 **Camrin Knight**  
6-3 • 246 • SO

## QB

- 14 **Luke Del Rio**  
6-1 • 211 • R-SO
- 12 **Austin Appleby**  
6-4 • 240 • GR
- 13 **Feleipe Franks**  
6-6 • 219 • FR
- or-
- 11 **Kyle Trask**  
6-4 • 238 • FR

## RB

- 25 **Jordan Scarlett**  
5-10 • 213 • SO
- or-
- 24 **Mark Thompson**  
6-2 • 237 • R-JR
- or-
- 32 **Jordan Cronkrite**  
5-11 • 204 • SO
- 37 **Mark Herndon**  
5-9 • 203 • R-SR
- 22 **Lamical Perine**  
5-11 • 220 • FR

## WR

- 4 **Brandon Powell**  
5-9 • 184 • JR
- 16 **Freddie Swain**  
6-0 • 186 • FR

## DEFENSE

## CB

- 6 **Quincy Wilson**  
6-1 • 213 • JR
- 23 **Chauncey Gardiner**  
5-11 • 204 • FR

## DE

- 94 **Bryan Cox, Jr.**  
6-3 • 269 • R-SR
- 95 **Keivonnis Davis**  
6-4 • 241 • SO
- or-
- 97 **Justus Reed**  
6-3 • 241 • R-SO

## NT

- 91 **Joey Ivie**  
6-3 • 301 • SR
- 54 **Khairi Clark**  
6-2 • 319 • R-SO

## DT

- 57 **Caleb Brantley**  
6-2 • 297 • R-JR
- 96 **Cece Jefferson**  
6-1 • 261 • SO
- or-
- 93 **Taven Bryan**  
6-5 • 293 • R-SO

## DE

- 17 **Jordan Sherit**  
6-4 • 254 • R-JR
- 92 **Jabari Zuninga**  
6-3 • 245 • R-FR
- 99 **Jachai Polite**  
6-2 • 271 • FR

## CB

- 31 **Teez Tabor**  
6-0 • 201 • JR
- 35 **Joseph Putu**  
6-2 • 195 • JR

## NICKEL

- 7 **Duke Dawson**  
5-10 • 208 • JR
- 14 **Chris Williamson**  
5-11 • 191 • SO

## SLB

- 13 **Daniel McMillian**  
6-1 • 223 • SR
- or-
- 50 **Jeremiah Moon**  
6-4 • 218 • FR

## MLB

- 40 **Jarrad Davis**  
6-2 • 238 • SR
- 33 **David Reese**  
6-0 • 244 • FR

## WLB

- 34 **Alex Anzalone**  
6-3 • 241 • R-JR
- 28 **Kylan Johnson**  
6-1 • 216 • R-FR
- 11 **Vosean Joseph**  
6-1 • 226 • FR

## SAFETY

- 8 **Nick Washington**  
6-0 • 197 • R-JR
- or-
- 26 **Marcell Harris**  
6-1 • 211 • R-JR

## SAFETY

- 20 **Marcus Maye**  
6-0 • 216 • R-SR
- 29 **Jeawon Taylor**  
6-0 • 187 • FR

## SPECIAL TEAMS

K	15	Eddy Pineiro	6-0	173	R-SO
	98	Jorge Powell	5-10	177	R-SO
P	19	Johnny Townsend	6-1	211	R-JR
	4	Brandon Powell	5-9	184	JR
KOR	81	Antonio Callaway	5-11	197	SO
	81	Antonio Callaway	5-11	197	SO
PR	4	Brandon Powell	5-9	184	JR
	41	Ryan Farr	6-0	223	SO
H	19	Johnny Townsend	6-1	211	R-JR

- Florida ranked second in the SEC and tied for 22nd in the FBS with a +8 turnover margin last season. When winning or tying the turnover battle since 2011, the Gators are 35-9. When losing the turnover battle, UF is 4-16 during that span.

#### Florida T0 Margin (from 1996-2015)

In 189 Wins +152; In 68 Losses -66

- After converting at least 50 percent of their third downs in four games for the first time since 2010 last season, the Gators opened the 2016 campaign by converting nine of their 17 third downs (52.9 percent).
- After ranking tied for 21st among FBS teams in fourth down conversions (14--UF's second-highest total since 1996) and 14th in fourth down conversion percentage (51.9) among FBS teams with 25 attempts last year, UF opened the year by converting one of its two fourth downs (50 percent).
- Last year the Gators became just the fifth team since 2008 to win 10 games when averaging 23.2 or less points per game. And they were the first SEC team since Vanderbilt (2008) to score 23.2 or less points per game and post a winning record.

## OFFENSIVE LINE

- UF's offensive line enters its third season under **MIKE SUMMERS**, the only holdover from Will Muschamp's staff.
- Florida returns 42 combined starts on its offensive line from a season ago, compared to last year when UF only returned 10.
- The Gators started the same five offensive linemen (including returners **CAM DILLARD**, **ANTONIO RILES**, and **DAVID SHARPE**) at the same five positions in their first six games last season, marking the first time since 2008 they achieved such continuity.

## RUSHING

- The Gators' running back corps is tasked with replacing last year's immense production from **KELVIN TAYLOR**, who became the ninth Gator to rush for 1,000 yards in a season, tied the fifth-highest single-season rushing touchdowns (13) total in UF history, and amassed the second-most carries (259) by a Gator in one season.
- In last season's win over South Carolina, **JORDAN CRONKRITE** became the first UF freshman running back since DeShawn Wynn (Sep. 24, 2003) to record a rushing and receiving touchdown in an SEC game.
- With 96 rushing yards in last season's win over Georgia, **JORDAN SCARLETT** became the fifth Gator true freshman since 1996 to rush for 95-plus yards in an SEC game.

## PASSING

- **LUKE DEL RIO**'s 29 completions against UMass were the most ever by a UF quarterback in a debut start, while his 44 attempts were two shy of cracking UF's single-game all-time top 10--none of which came in a debut start.
- Del Rio also joined **Rex Grossman** (2002) and **Chris Leak** (2006) as the only other Gators since 1996 to complete 65 percent of his passes (minimum 25 completions and 40 attempts), throw two touchdowns and no interceptions.
- Del Rio's 256 passing yards were the fifth-most by a UF quarterback in a debut start since 1990, trailing **Shane Matthews** (332 in 1990), **Tim Tebow** (300 in 2007), **Rex Grossman** (276 in 2000), and **Chris Leak** (268 in 2003).
- 2015 marked the fifth time since 1996, and first time since 2009, Florida threw at least 20 touchdown passes and fewer than 11 interceptions. UF's 405 attempts last season were the most by any of the other Gator teams (2005, 2007, 2008) that accomplished that feat.
- Last season was also the first time since 2009, UF passers threw for 250-plus yards, 2-plus touchdowns, zero picks, and had 15-plus completions in three games (New Mexico State, No. 3 Ole Miss, No. 6 LSU). It was the first time since 2007 two of those games came against SEC foes.

#### 2015 Explosive Passing Plays (TDs in Parentheses; \*vs. SEC)

Year	20+	30+	40+	20+*	30+*	40+*
2009	49 (17)	19 (10)	8 (4)	21 (7)	7 (3)	5 (3)
2010	30 (6)	9 (3)	5 (1)	22 (4)	7 (3)	4 (1)
2011	37 (8)	13 (7)	9 (6)	21 (5)	8 (5)	5 (4)
2012	27 (3)	11 (3)	4 (3)	16 (2)	7 (2)	3 (2)
2013	22 (1)	9 (1)	5 (2)	13 (0)	6 (0)	3 (2)
2014	24 (8)	16 (5)	12 (4)	12 (1)	7 (0)	4 (0)
2015	38 (10)	20 (10)	10 (6)	22 (6)	14 (6)	8 (5)
2016	3 (1)	--	--	N/A	N/A	N/A

## RECEIVING

- **ANTONIO CALLAWAY** and **BRANDON POWELL** combined for 15 catches, 145 yards, and two touchdowns in the season-opening win over UMass.
- Callaway and Powell became just the fifth UF wide receiver tandem to both catch at least seven passes, tally 70-plus yards, and score a touchdown in the same game since 1996, with the most recent occurrence coming in the 2010 Sugar Bowl.
- Last year, Callaway became the first true freshman in UF history and one of only six SEC true freshmen (Amari Cooper, Alshon Jeffery, Julio Jones, Christian Kirk, Calvin Ridley) since 2006 to post three 100-yard receiving games, including a season-best 112-yard outing (second-most by a UF true freshman) against Tennessee.

- In addition to being the only FBS player with at least 345 punt return yards and 480 receiving yards last year, **ANTONIO CALLAWAY** became just the third FBS player and only true freshman since 2008 to amass 435-plus punt return yards and 675-plus receiving yards in a season.
- Callaway also joined Oklahoma's Ryan Broyles (2009) and Central Michigan's Antonio Brown (2008) as the only underclassmen since 2008 with 400-plus punt return yards and 675-plus receiving yards in a season.
- Callaway's 678 receiving yards last season broke UF's true freshman record, previously held by Reidel Anthony (615 yards in 1994).
- Callaway was one of three FBS true freshmen with two games of 110+ receiving yards and a receiving touchdown against FBS opponents last season; he was one of two SEC players (Alabama's Calvin Ridley was the other) with two such games in league games last year.
- Callaway's team-high 1,211 all-purpose yards on 69 plays last year averaged out to 17.6 yards per play, the fourth-highest mark in UF history and best ever by a Gator freshman (min. 60 plays).
- If Callaway had one more touch to qualify, he would've led the SEC and tied for 11th in the FBS in yards per play.
- Among players with 35-plus receptions in 2015, Callaway's 19.4-yard receiving average led all FBS freshmen, ranked 12th overall in the FBS, and tied Travis McGriff (1998) for the best mark by a Gator since 1996.
- Callaway was also one of five FBS true freshmen with three 100-yard receiving games last season.
- Last season, the Gators had four players with 350-plus receiving yards and 2-plus touchdowns for the first time since 2007, when **Percy Harvin**, **Andre Caldwell**, **Louis Murphy** and **Cornelius Ingram** all reached those totals.

- Six different Gators had multiple receiving touchdowns last season, the first time since 2008 UF achieved that.
- UF ranked sixth among Power Five conference teams in tight end receiving yards, and was one of seven FBS teams to have its tight ends tally over 730 yards and seven receiving touchdowns last season.
- UF was one of three FBS teams (Louisville, Miami (Fla.) being the others) last season, and the first Gator team since at least 1996, featuring three tight ends with 75+ receiving yards and a touchdown reception.
- Florida's tight ends racked up seven touchdowns last season, accounting for the group's highest total since 2007, when Gator tight ends caught nine touchdowns.

## FLORIDA'S DEFENSE

- Florida allowed UMass to convert just one of its 11 third downs (9.1 percent) and was one of three teams in the country (Louisville, Michigan) to hold an FBS opponent under a 17-percent clip on third down in Week 1.
- The Gators ranked second in the SEC and tied for 15th nationally in scoring defense (7 points allowed) in Week 1.
- Florida surrendered the lowest point total (7) at home in a season opener since 2014, when it shut out Eastern Michigan 65-0.
- The UF defense yielded a mere 187 yards against UMass, the lowest total by any SEC team and the 14th-lowest total nationally in Week 1.
- Of the 187 yards UMass gained, 107 of them came on three passing plays. UF's defense surrendered just 80 yards on UMass' other 49 plays (1.63 yards per play).
- Florida also limited UMass to 12 first downs, tying them for 13th nationally and second in the SEC.
- In 2015, Florida opponents converted 209 total first downs (16 per game), which ranked 30th in the FBS and seventh in the SEC.
- The Gators' four sacks tied for 14th in the country and ranked second in the SEC.
- UF totaled four-plus sacks in four SEC games last season, passing the 2012 Gators for the most times a UF team did so in a campaign since the beginning of the 2010 season.
- UF ranked second in the SEC and fifth in the country with 40 sacks in 2015, while its 294 sack yards ranked fourth nationally.
- Florida's 40 sacks in 2015 tied the 2009 Gators for the highest total since 1999 (43 sacks) and the sixth-highest total since UF began tracking the statistic in 1980.

Year	Sacks	Sacks/Gm	Hurries	FF
2005	33	2.75	24	12
2006	34	2.4	34	9
2007	29	2.23	15	12
2008	34	2.4	23	8
2009	40	2.8	26	10
2010	21	1.62	13	6
2011	28	2.16	32	11
2012	30	2.3	32	13
2013	19	1.6	33	7
2014	30	2.5	68	17
2015	40	2.86	42	17
2016	4	4	4	1

- Last season, UF forced 62 defensive three-and-outs while averaging 3.7 per game.

**2015 SEC Defensive 3-and-out leaders**

1. Alabama (5.4 /game) -- 38.8% - 81 of 209 drives
2. **FLORIDA (4.43/game) -- 35% - 62 of 177 drives**

**PASS DEFENSE**

- **TORRIAN GRAY**, the newest member of the Florida coaching staff, comes to UF after ten seasons at Virginia Tech. He coached the Hokies' defensive backs and will do the same at Florida. At VT, Gray's unit allowed only 185.0 passing yards per game, which ranked second in the nation.
- Dating back to 1996, opponents have averaged under 200 yards passing per game (193.4) against Florida, the fifth-best figure in the nation (excluding FBS newcomer Appalachian State). Since the start of the 2008 season, the Gators are tied for first among FBS teams in interception return touchdowns (21) and lead the nation in interception return yards (2,245), while ranking fifth in interceptions (136).
- In UF's last 20 meetings with Kentucky, its defense has intercepted 32 passes and surrendered just 23 passing touchdowns.
- The Gators' pass rush has also been strong against the Wildcats since 1996, amassing 59 sacks (2.95 per game) in their 20 victories.
- Florida gave up just 141 passing yards against, good for the fourth-lowest total in the SEC in Week 1 games.
- Additionally, UMass' 52.9 completion percentage ranked Florida third among SEC teams for opponent completion percentage.
- **JABARI ZUNIGA** notched two sacks against UMass, becoming the first UF freshman since Justin Trattou (Nov. 17, 2007 vs. FAU) to log two sacks in a game.
- **TEEZ TABOR** and Vernon Hargreaves III were one of nine FBS duos with four interceptions last season. They're also the first pair of Gators to do it since 2008 (Ahmad Black, Brandon Spikes, Major Wright).
- Tabor and **QUINCY WILSON** each recorded interceptions at South Carolina, marking the Gators' 23rd multi-interception game against an FBS opponent since 2010, trailing only Mississippi State (26 games) and LSU (24) and tying Alabama for the third-most such performances among SEC teams during that span.
- Tabor's 18 passes defended in 2015 tied for 13th among FBS players.
- Tabor was one of 16 FBS players with multiple interception return touchdowns in 2015, as he recorded pick-sixes in wins over East Carolina and Missouri.

- Tabor is only the eighth player in UF history and the first Gator since Brandon Spikes (2009) to post two interception return touchdowns in a season.

**Total INTs Since 2008**

Boise St. - 153  
Houston - 142  
Ohio St. - 141  
Oregon - 138  
**FLORIDA - 136**

- Florida's 48 passing touchdowns allowed since 2012 is the fewest nationally among teams that have been FBS every season during that time frame.

**RUSH DEFENSE**

- In the last 20 meetings with Kentucky, UF's defense has allowed an average of just 96.2 rushing yards per game, and limited the Wildcats to less than 3.0 yards per carry in 10 of those 20 contests.
- Florida gave up just 46 net rushing yards against UMass, the 10th-lowest total in the country and best in the SEC.
- The Gators have allowed less than 100 yards rushing in 13 of their last 26 games going back to the start of 2014.
- Florida held five opponents under 75 rushing yards in 2015, the most times that's been done since 2006.
- In 2015, Florida's rush defense (128.07 ypg.) ranked 25th in the FBS and fifth in the SEC. Opponents averaged 3.53 yards per carry against UF's rush defense, a figure that tied for 17th among FBS teams and fourth in the SEC.
- The Gators held two opponents last season (East Carolina and South Carolina) under 25 rushing yards, a feat last accomplished by the 2006 Gators, who held three teams to less than 25 rushing yards. Overall, Florida held five opponents under 75 rushing yards last year and three of those performances came in SEC play, which ranks second only to the 1997 Gators for the most times that's been done in a season since 1996.
- The -13 rushing yards that Florida allowed East Carolina last season was the fewest rushing yards the Gators have given up since 1998, when Louisiana-Monroe was held to -36 rushing yards. It's also the fifth-lowest total allowed by an FBS team, lowest total allowed by an SEC team in 2015 and fourth-lowest total allowed in UF history.
- Florida's rush defense (128.07 ypg.) ranked 25th in the FBS and fifth in the SEC in 2015. Opponents averaged 3.53 yards per carry against UF's rush defense, a figure that ranked tied for 17th among FBS teams and fourth in the SEC.



## BY THE NUMBERS

- 2** UF has **two** graduates on its roster... Alex Anzalone & transfer QB Austin Appleby, who earned his degree from Purdue.
- 2** Jabari Zuniga became the first UF freshman since Justin Trattou (Nov. 17, 2007 vs. FAU) to record two sacks in a game.
- 5:1** Jim McElwain quarterbacks have a **5:1** TD:INT ratio from 2008-2015. (Total: 86 TD - 16 INT)
- 7** UF had **seven** players drafted in 2016, which was the 13th time in program lore that at least seven Gators were picked.
- 10** McElwain won **10** games last year, and became the first coach in program history to accomplish the feat in their first year.
- 11** UF has had **11** straight years with a kickoff or punt for a TD... That's tied w/ K-State & OK State for the nation's longest streak.
- 14** Since 2011, Florida has allowed opposing offense to complete 10 or fewer passes in a game **14** times.
- 21** Florida has **21** interception return touchdowns since 2008 — tied with TCU for the most during that span.
- 22** Over the last eight years of Coach McElwain's coaching career, the tight ends have caught **22%** of his quarterback's passes.
- 23.2** In 2015, Florida became the fifth team since 2008 to win 10 games when averaging **23.2** points per game or less.
- 25** Since 2000, **25** true freshman offensive linemen have played in 152 games and made 38 starts.
- 27** Florida has the longest opening day winning streak in the country at **27** games.
- 29** Luke Del Rio's **29** completions against UMass were the most EVER by a UF quarterback in his first career start.
- 29** In UF history, only **29** true freshman have played on the o-line on opening day. 15 of those 29 came in the past 11 seasons.
- 42** Florida returns **42** combined starts on its o-line from a season ago, compared to last season when UF only returned 10.
- 45.4** In 2015, Johnny Townsend averaged **45.4** yards on 83 punts, which ranked third in the country and first in the SEC.
- 48** Since 2012, UF's **48** passing touchdowns allowed is the lowest total in the nation among Power 5 teams.
- 87** Since 2010, UF has thrown just **87** TD passes. Only five schools have thrown fewer among Power 5 teams.
- 207.1** UF averaged **207.1** passing yards per game last season. That was Florida's highest mark since 2009.
- 733** Florida's tight ends had **733** receiving yards last season, which ranked 12th nationally and sixth among Power 5 teams.

## FLORIDA'S SPECIAL TEAMS

### PUNTING

- Redshirt junior **JOHNNY TOWNSEND** returned this season as the Gators' punter. In 2015, Townsend appeared in all 14 games, and tallied 83 punts for an average of 45.4 yards.
- Townsend placed 30 punts inside the 20 and has 29 boots of over 50 yards, including a career-high tying long of 61 yards against Tennessee and Michigan. His 45.4 average sits second all-time in program history (Kyle Christy - 45.8, 2012).
- Townsend's 51.8 punting average was the best mark in the 24-year history of the SEC Championship Game, and it ranks as the fourth-best average in school history for a single game (min. 7 punts).
- UF ranked third in the nation and first in the SEC in 2015 for net punting with 3,765 punt yards off of 84 punts.

### RETURN GAME

- **ANTONIO CALLAWAY** is back for his sophomore season after he returned 28 punts for the Gators in 2015 and averaged 15.5 yards per return with two TDs. Callaway was just the third true freshman since 2008 to total 400-plus punt return yards, average 15.54 yards per punt return, and tally two punt return touchdowns in a season. The other two were Nebraska's De'Mornay Pierson-El (2014) and North Carolina's Ryan Switzer (2013).
- Callaway's 435 punt return yards last year are the second-most ever recorded by a Gator in a single season, second only to Jacquez Green, who had 510 yards on 37 returns.
- Callaway finished the 2015 season ranked third in the FBS in punt return yards (435) and is one of 12 players in the country with at least two return TDs.
- Callaway's two punt return TDs last year tied the single-season school record that is shared by Brandon James (2008), Lito Shepard (2000), Jacquez Green (1997, 1996), Steve Tannen (1968) and Loran Broadus (1948). Of that group, Callaway is the only one to do it as a true freshman.
- **BRANDON POWELL** is back this season as well after returning 24 of 33 kickoffs for UF in 2015 and tallied an average of 21.2 yards with a long of 71.

#### Consecutive Years of Returning a Kick for a TD

1. **FLORIDA**..... 11
- Kansas State ..... 11
- Oklahoma State..... 11

### KICKING

- **EDDY PINEIRO** will handle the kicking duties this year. Pineiro only played seven games in his high school career, primarily handling kickoff duties and extra points.
- Pineiro was one of 11 FBS kickers to make all of his field goals (min. 3 attempts), and one of only two (Ricky Aguayo, Florida State) to make three field goals of 40-plus yards.
- Pineiro made his first career field goal attempt, a 41-yarder, to put the Gators ahead, 10-7, with eight seconds remaining in the second quarter. Pineiro also made 48- and 49-yarders in the fourth quarter, which were the longest made field goals by a Gator since Austin Hardin's 52-yarder at Florida State in 2014.
- Those were just the third and fourth made field goal of 40-plus yards in Florida's last 16 games, with the other coming last season's game-winning 43-yarder against Vanderbilt (Nov. 7, 2015).
- **JORGE POWELL** returns this season after suffering a season-ending injury in week seven last season. Powell will compete with Pineiro throughout this season.
- Powell won the Gators place-kicking job a few weeks into the 2015 season and handled those duties during Florida's wins over Tennessee and Ole Miss.
- Powell went 2 for 2 on his first two career field goal attempts vs. Ole Miss, after not registering an attempt against Tennessee.

### COVERAGE UNITS

- Last weekend, UF's average field position was the 31, while UMass average yard line to start a drive was its own 19 yard line.
- Florida ranked third in the conference and 12th in the country in punt return defense last season, as its opponents are only averaging 3.50 yards per return.

#### GAME-WINNING FIELD GOALS IN UF HISTORY

(2:30 or less remaining in the game)

Name	Date	Opp.	Distance	Time	Final
Austin Hardin	11/7/15	Vanderbilt	43	2:22	9-6
Chas Henry	10/30/10	Georgia	37	OT	34-31
Caleb Sturgis	10/17/09	Arkansas	27	:09	23-20
Matt Leach	11/1/03	Georgia	33	:33	16-13
Arden Czyzewski	10/7/89	LSU	41	:00	16-13
Brian Clark	11/15/80	Kentucky	34	N/A	17-15
Wayne Barfield	11/11/67	Georgia	31	N/A	17-16
Steve Spurrier	10/29/66	Auburn	40	2:12	30-27
Bob Lyle	9/26/64	Miss. State	41	:00	16-13
Billy Cash	10/22/60	LSU	35	N/A	13-10

## GATORS IN THE SWAMP

## ON THE FIELD

- Florida's .850 (142-25) winning percentage at Ben Hill Griffin Stadium at Florida Field since 1990 is third in the nation.  
Best Home Winning Percentage (nation - since 1990)  
1. Florida State..... 130-20-1 ..... .861  
2. Nebraska..... 150-26 ..... .850  
**3. FLORIDA ..... 142-24 ..... .850**  
4. Kansas State..... 137-30-1 ..... .815  
5. Texas A&M..... 126-37-1 ..... .770
- Here is how the Gators' record breaks down at home since 1990:  
Overall..... 142-25  
SEC..... 73-17  
SEC East..... 47-6  
SEC West ..... 27-11  
Non-Conference..... 68-8  
Top-25 Teams ..... 26-15  
Top-10 Teams..... 15-8  
Top-5 Teams ..... 11-6  
Unranked Teams ..... 115-10  
At Night (6 p.m. or later) ..... 46-12
- Since 1990, Florida has outscored its opponents by a combined 6,362 to 2,617 at home, putting the average outcome at 38.1 to 15.7 in favor of the Gators and making the average outcome a 22.4-point win.
- The Gators had two significant winning streaks at The Swamp in the 1990s: a 23-game streak from 1990-93 and a 30-game streak from 1994-99. In 154 home games from 1990-2015, UF has scored 31 or more points 105 times and held its opponent to 14 or less points 91 times.
- With a 7-0 performance in The Swamp in 2012, the Gators matched the 2006 and 2009 squads in finishing with the most wins at home in a season. Florida will look to achieve that same mark next week when it hosts Florida State.

## IN THE STANDS

- Florida broke its single-game attendance record in 2015, drawing 90,907 to The Swamp for the Nov. 28 showdown against Florida State. It marked the largest crowd ever to watch a football game in the state of Florida. The state has hosted 14 Super Bowls, three BCS national title games and has featured 18 bowl games that included a team that went on to win at least a share of the national title.
- Florida drew 90,227 fans for the head coach Jim McElwain's debut against New Mexico State last year, which was the largest opening-day crowd since 2009.
- Florida had six 90,000-plus crowds in six of its home games last season, which marks UF's most since 2010.
- The crowd of 90,907 for the UF-FSU game on Nov. 28, 2009, is the second-highest single-game total in school history.
- UF set a school attendance record during the 2009 season, averaging 90,635 per game, which ranked ninth in the nation. That broke the previous standard, set in 2008 when the Gators averaged 90,544. Florida averaged a crowd of 90,065 at home during the 2015 season.

## TITLE CENTRAL

Florida is one of four schools to win three outright national titles since 1990. The 2006 and 2008 championships were won in the BCS National Championship Game, and Florida was the unanimous pick in all four major polls in 1996.

## NATIONAL TITLES (SINCE 1990)

Team	Years	Titles
Alabama	1992, 2009, 2011, 2012, 2015	5
<b>FLORIDA</b>	<b>1996, 2006, 2008</b>	<b>3</b>
Florida State	1993, 1999, 2013	3
Nebraska	1994, 1995, 1997*	3
LSU	2003*, 2007	2
Miami (Fla.)	1991*, 2001	2
Ohio State	2002, 2014	2
Southern Cal	2003*, 2004	2

\*Split title

## SEC CHAMPIONSHIP GAME WINS

<b>FLORIDA</b>	<b>7</b>
Alabama	6
LSU	4
Auburn	3
Georgia/Tennessee	2

## SEC CHAMPIONSHIP GAME APPEARANCES

<b>FLORIDA</b>	<b>11</b>
Alabama	10
Georgia/LSU/Tennessee	5
Auburn	5
Arkansas	3
Missouri	2
Ole Miss/South Carolina	1

## COLLEGE LEADERS SINCE 1990

## WINS

1. Ohio State	258
<b>2. FLORIDA</b>	<b>250</b>
3. Florida State	247
4. Nebraska	247
5. Boise State	243

## TOP-5 FINISHES (AP POLL)

1. Florida State	14
<b>2. FLORIDA</b>	<b>13</b>
3. Michigan	8
3. Nebraska	8
5. Tennessee	7

## TOP-10 FINISHES (AP POLL)

<b>1. FLORIDA</b>	<b>17</b>
2. Florida State	16
3. Michigan	13
3. Tennessee	13
5. Miami (FL)	12
6. Penn State	11
7. Nebraska	10



Athletics director Jeremy Foley announced Jim McElwain as the 25th head coach of the Florida football program on December 4, 2014. Following a successful debut season in 2015, McElwain was voted the SEC Coach of the Year by his peers and the media, becoming the

only coach in school history to garner both awards in his debut season at UF.

McElwain led the Gators to a 10-4 overall record last season, making him the first coach in Florida football history to win 10 games in his inaugural campaign. In addition, McElwain became the 10th coach in SEC history to win 10 games in his first season as head coach, and one of only six to do it after inheriting a team that won less than nine games the year prior to his arrival.

Florida appeared in the SEC Championship game in Atlanta after going 7-1 in SEC play and winning the Eastern Division for the 11th time in school history and the first time since 2008. With that, McElwain became the only coach in UF history to lead the Gators to the title game in his debut season – an accomplishment shared by only two other coaches in the history of the Southeastern Conference.

During the regular season, Florida improved from a 6-5 mark in 2014 to a 10-2 regular season in 2015. The four-game turnaround tied the third-biggest one-year leap, in terms of wins, for the program in 32 years (0-10-1 in 1979, 7-4 regular season in 1980 and 6-6 in 2011, 11-1 regular season in 2012).

The Gators' defense carried the torch in 2015 as they ranked eighth nationally (third in the SEC) in total defense, allowing just 310.2 yards per game. Florida was the only team in the country to hold four FBS opponents to a third-down conversion rate of less than 17 percent. Additionally, the Gators were one of three teams to hold two FBS opponents under 10 percent in that category.

McElwain ushered in a passing attack that became only the fifth Gator squad since 1996 to throw at least 20 touchdown passes and fewer than 11 interceptions. In addition, UF's 405 attempts in 2015 were the most by any of the other Gator teams (2005, 2007, 2008, 2009) that accomplished that feat.

For the first time since 2008, six different Gators collected multiple receiving touchdowns.

In 2015, UF led the state with an average attendance of 90,065 for its seven home games – up almost 5,000 fans per game from the previous season.

Off the field, 22 student-athletes from his 2015 team were named to the SEC Academic Honor Roll and 119 players totaled more than 465 community service hours since he was hired in December 2014.

After being named the 2014 Mountain West Coach of the Year and the AFCA Region 5 Coach of the Year following his third season at Colorado State, McElwain accepted the head coaching job at Florida.

#### RECORD AS A HEAD COACH

Year	School	Record	Conference Record	Conference Finish	Postseason
2012	Colorado State	4-8	3-5	7th Overall	
2013	Colorado State	8-6	5-3	3rd in Division	Won New Mexico Bowl vs. Washington State, 48-45
2014	Colorado State	10-2	6-2	2nd in Division	Team reached Las Vegas Bowl, McElwain did not coach bowl game
2015	Florida	10-4	7-1	1st in Division	Lost Buffalo Wild Wings Citrus Bowl vs. UM, 41-7

McElwain took over a struggling CSU program in 2012 and turned it around in just three seasons. The Rams had not had back-to-back winning seasons since 2002-03 and had won just three games each of the three years prior to McElwain's arrival. After going 4-8 in his first season in Fort Collins, CSU won eight games in 2013, its most wins in 12 seasons, including a victory in the New Mexico Bowl over Washington State.

McElwain spent the 2006 season in the NFL as quarterbacks coach for the Oakland Raiders and served as the offensive coordinator and quarterbacks coach at Fresno State in 2007. He made an immediate impact, helping lead the Bulldogs to a 9-4 record, including a 40-28 triumph over Georgia Tech in the Humanitarian Bowl.

In his lone season directing the offense at Fresno State, he improved the Bulldogs' offensive output from 338.2 total yards per game the year before his arrival to 419.5 (No. 38 in the nation), and from 23.0 points per contest to 32.9 (No. 32).

McElwain served as the assistant head coach, receivers coach and special teams coach at Michigan State from 2003-05. The 2003 team reached the Alamo Bowl behind a receiving corps that set school records for receptions (312) and yards (3,510). He coached 2004 All-America punter Brandon Fields and kicker Dave Rayner, who led the Big Ten Conference in scoring. In 2005, five Spartan receivers had at least 28 receptions and the group combined to a set another school record with 24 touchdown catches.

Prior to his stint at Michigan State, McElwain spent three seasons (2000-02) at Louisville as the receivers coach and special teams coach as the Cardinals earned bowl bids in each of those three seasons. He coached four first-team All-Conference USA selections at Louisville and also tutored three of the Cardinals' all-time leading receivers, including Deion Branch and Arnold Jackson.

From 1995-99, McElwain was the offensive coordinator, quarterbacks and receivers coach at Montana State. Under his direction, quarterback Rob Compson threw for nearly 7,000 career yards and a school-record 54 touchdowns. McElwain also coached the Bobcats' all-time leading receiver Chip Hobbs, who caught 144 career passes for 2,060 yards and 18 TDs. Montana State led the Big Sky Conference in scoring in 1998, averaging 31.6 points per game.

McElwain was at Eastern Washington from 1985-94 in a variety of capacities, starting as a graduate assistant and working his way up to quarterbacks and receivers coach. The Eagles made two NCAA Division I-AA playoff appearances (1985 and 1992) and earned a share of the Big Sky Championship in 1992. McElwain coached EWU's all-time leading receiver, Tony Brooks (2,969 career yards), who earned third team AP All-America honors in 1993.

An all-state quarterback at Missoula (Montana) Sentinel High School, McElwain played quarterback at Eastern Washington from 1980-83 and earned his degree in Education from EWU in 1984.

He and his wife, Karen, have three children, JoHanna, Elizabeth and Jerret.

#### THE MCELWAIN FILE

**Birthdate:** March 1, 1962 (age 53)

**Hometown:** Missoula, Montana

**Education:** Eastern Washington, 1984

**Family:** He and his wife, Karen, have three children:

JoHanna, Elizabeth and Jerret

**Playing Career:** An all-state quarterback at Missoula (Montana)

Sentinel High School, McElwain played quarterback at Eastern Washington from 1980-83 and earned his degree in Education from EWU in 1984.

#### JIM MCELWAIN'S RECORD BREAKDOWN

	2016	UF	Total
Overall	1-0	11-4	33-20
Playing at home	1-0	7-1	20-6
Playing on the road	0-0	3-1	9-11
Playing at a neutral site	0-0	1-2	4-3
In bowl games	0-0	0-1	1-1
In overtime	0-0	0-0	1-0
More than 7 days to prepare	1-0	3-1	6-3

In August	0-0	0-0	1-0
In September	1-0	5-0	10-8
In October	0-0	3-1	10-4
In November	0-0	3-1	11-6
In December	0-0	0-1	1-2
In January	0-0	0-1	0-1

Outrushing opponent	1-0	8-0	24-1
When rushing for 200 yards	0-0	2-0	16-1
When rushing for 300 yards	0-0	0-0	2-1
When rushing for 400 yards	0-0	0-0	0-0
Outrushed by opponent	0-0	3-4	9-19
When allowing 300 yards rushing	0-0	0-0	1-2
Rushing yards are the same	0-0	0-0	0-0

Outpassing opponent	1-0	8-1	20-9
When passing for 300 yards	0-0	1-0	9-6
When passing for 400 yards	0-0	0-0	3-1
Outpassed by opponent	0-0	3-3	13-11
When allowing 300 yards passing	0-0	1-0	6-5
When allowing 400 yards passing	0-0	0-0	1-3

More total offense than opponent	1-0	9-0	26-4
When having 400 + total offense	0-0	3-0	21-6
When having 500 + total offense	0-0	1-0	13-2
When having 600 + total offense	0-0	1-0	5-1
Less total offense than opponent	0-0	2-3	7-15
When allowing 400 + total offense	0-0	1-3	11-14
When allowing 500 + total offense	0-0	0-1	5-5

Committing fewer turnovers	0-0	6-0	13-10
Committing more turnovers	0-0	1-1	8-5
Turnovers are even	1-0	4-3	12-5

Scoring first	1-0	10-1	27-6
Opponent scores first	0-0	1-3	6-14

Leading after the first quarter	1-0	9-1	24-4
Trailing after the first quarter	0-0	0-1	4-12
Tied after the first quarter	0-0	2-2	5-4
Leading at halftime	1-0	8-0	24-2
Trailing at halftime	0-0	2-4	7-18
Tied at halftime	0-0	1-0	2-0
Leading after the third quarter	1-0	9-0	27-1
Trailing after the third quarter	0-0	2-3	5-18
Tied after the third quarter	0-0	0-1	1-2

Scoring 0-10 points	0-0	1-2	1-6
Scoring 11-20 points	0-0	2-1	4-7
Scoring 21-30 points	1-0	5-1	7-6
Scoring 31-40 points	0-0	2-0	9-1
Scoring 41-plus points	0-0	1-0	12-0
Opponent scores 0-10 points	1-0	6-0	6-0
Opponent scores 11-20 points	0-0	3-0	13-2
Opponent scores 21-30 points	0-0	2-2	9-5
Opponent scores 31-40 points	0-0	0-1	2-7
Opponent scores 41-plus points	0-0	0-1	3-6

Individual 100-yard rusher	0-0	3-1	18-5
Individual 300-yard passer	0-0	0-0	8-4
Opponent 100-yard rusher	0-0	2-4	13-12
Opponent 300-yard passer	0-0	1-0	6-5

## ASSISTANT COACHES

**DOUG NUSSMEIER****Offensive Coordinator/Quarterbacks**

- Has tutored four 3,000-yard passers in 13 seasons coaching college quarterbacks.
- In nine seasons as a coordinator, his offenses have produced seven individual 1,000-yard rushing seasons
- Coached Marc Bulger during the best year of his NFL career in 2006, when he threw for 4,301 yards and 24 touchdowns.
- The Gators outscored their opponents by 62 points (91-29) in the first quarter last season, marking their highest point differential in the first quarter since 2009.

**KERRY DIXON II****Wide Receivers**

- Dixon has spent 11 years coaching the offensive side of the ball, including one season as an offensive coordinator.
- In his first season at UF, Dixon coached true-freshman, Antonio Callaway, the first true freshman in UF history and one of only six SEC true freshmen since 2006 to post three 100-yard receiving games, including a season-best 112-yard outing (second-most by a UF true freshman) against Tennessee.
- Under Dixon's direction in 2015, and for the first time since 2008, six different Gators collected multiple receiving touchdowns.

**GREG NORD****Special Teams Coordinator / Tight Ends**

- Has over 35 years of coaching experience and enters his second at UF after serving as the running backs coach at Western Kentucky.
- Under Nord's direction in 2015, senior Jake McGee and sophomore DeAndre Goolsby were one of six FBS tight end duos, and the only pair of Gator tight ends since 1996 to each finish a campaign with 275-plus receiving yards and one receiving touchdown.
- McGee finished the 2015 season with AP Second-Team All-SEC honors.

**TIM SKIPPER****Running Backs**

- A versatile teacher, Skipper has coached on both sides of the ball and has served for all or parts of four seasons as a defensive coordinator.
- Under Skipper's direction in 2015, junior Kelvin Taylor paced the Florida offense all season and became the ninth Gator to rush for 1,000 yards in a single season. It was the 11th 1,000-yard rushing season in program history.
- Taylor's 259 carries were the second-most by a Gator in a single season and his 13 rushing touchdowns last year were the most by a Gator since 2009.

**MIKE SUMMERS****Offensive Line**

- Has 36 years of coaching experience, primarily coaching the offensive line and also spending 15 years as an offensive coordinator.
- Under Summer's direction in 2015, the Florida offensive line helped produce the Gator's ninth 1,000-yard rusher in program history.
- In his first season at Florida, the offensive line was one of the most consistent groups on the squad. The unit allowed just 16 sacks on the season, third-fewest in the SEC. 21-year coaching veteran and a former NFL quarterback.

**GEOFF COLLINS****Defensive Coordinator**

- Has 22 years of coaching experience and enters his second at UF after serving as the defensive coordinator for Mississippi State prior to his arrival.
- UF finished the 2015 season ranked eighth nationally (third in the SEC) in total defense, allowing just 310.2 yards per game. The 2015 Gators were one of seven FBS teams since 1996 to not allow a touchdown against three different FBS Power Five conference opponents in road or neutral-site games in the same season.

**TORRIAN GRAY****Defensive Backs**

- Gray spent the past 17 years coaching the defensive back position, including two years in the National Football League with the Chicago Bears.
- During that span, he coached five All-America defensive backs and 16 all-conference selections.
- Gray returns to Florida after spending a decade at his alma mater leading some of the nation's best defensive backfields.
- In his 10 seasons in Blacksburg coaching the secondary, his unit allowed just 185.0 passing yards per game and a 106.5 opponent passer rating.

**CHRIS RUMPH****Defensive Line**

- Has almost 20 years of coaching experience and enters his second at UF after serving as the Assistant Head Coach for Defense/Defensive Line coach at UT.
- Under Rumph's direction in 2015, UF ranked second in the SEC and fifth in the country with 40 sacks, while their 294 sack yards sat fourth nationally.
- Also in 2015, Florida's rush defense (128.07 ypg.) ranked 25th in the FBS and fifth in the SEC. Opponents averaged 3.53 yards per carry against UF's rush defense, a figure that ranked tied for 17th among FBS teams and fourth in the SEC.

**RANDY SHANNON****Associate Head Coach/Co-Defensive Coordinator/Linebackers**

- Has 24 years of coaching experience, serving as the head coach for University of Miami from 2007-10 and has won three national championships as a player and coach.
- Under Shannon's direction in 2015, and for first time since 2002, three separate Gators finished the season with 95-plus tackles: Antonio Morrison (103), Jarrad Davis (98), and Keanu Neal (96).
- Also in 2015, Florida's rush defense (128.07 ypg.) ranked 25th in the FBS and fifth in the SEC.

**MIKE KENT****Director of Strength & Conditioning**

- Mike Kent joined the Florida football staff as the Director of Strength & Conditioning following a three-year stint in the same role at Colorado State under head coach Jim McElwain.
- Kent, who trained Darrelle Revis, Jordy Nelson and Deion Branch during their college careers, has 36 years of experience as a coach of football student-athletes, a career that includes 33 years as a highly-respected strength and conditioning instructor. He was recognized in 2013 as Master Strength and Conditioning Coach by the Collegiate Strength and Conditioning Coaches association, which signifies a commitment to student-athletes and the strength and conditioning profession.



## 2016 NUMERICAL ROSTER

##	Name	Pos.	Ht.	Wt.	Cl.
4	Brandon Powell	WR	5-9	184	Jr.
5	Ahmad Fulwood	WR	6-4	208	Sr.
6	Quincy Wilson	DB	6-1	213	Jr.
7	Duke Dawson	DB	5-10	208	Jr.
8	Nick Washington	DB	6-0	197	R-Jr.
9	Dre Massey	WR	5-9	180	Jr.
10	Josh Hammond	WR	6-1	186	Fr.
11	Vosean Joseph	LB	6-1	226	Fr.
11	Kyle Trask	QB	6-4	238	Fr.
12	Austin Appleby	QB	6-4	240	Gr.
12	C.J. McWilliams	DB	5-11	171	Fr.
13	Feleipe Franks	QB	6-6	219	Fr.
13	Daniel McMillian	LB	6-1	223	Sr.
14	Luke Del Rio	QB	6-1	211	R-So.
14	Chris Williamson	DB	5-11	191	So.
15	Eddy Pineiro	K	6-0	173	R-So.
16	Brian Fallace	TE	6-4	209	R-So.
16	Freddie Swain	WR	6-0	186	Fr.
17	Jordan Sherit	DL	6-4	254	R-Jr.
18	C.J. Worton	WR	6-0	196	Jr.
19	Johnny Townsend	P	6-1	211	R-Jr.
20	Marcus Maye	DB	6-0	216	R-Sr.
21	McArthur Burnett	DB	5-9	174	Fr.
22	Lamical Perine	RB	5-11	221	Fr.
23	Chauncey Gardner	DB	5-11	204	Fr.
24	Mark Thompson	RB	6-2	237	R-Jr.
25	Jordan Scarlett	RB	5-10	213	So.
26	Marcell Harris	DB	6-1	211	R-Jr.
27	Quincy Lenton	DB	5-11	202	Fr.
28	Kylan Johnson	LB	6-1	231	R-Fr.
29	Jeawon Taylor	DB	6-0	187	Fr.
30	DeAndre Goolsby	TE	6-4	244	Jr.
30	Garrett Stephens	DB	5-9	188	R-Jr.
31	Teez Tabor	DB	6-0	201	Jr.
32	Jordan Cronkrite	RB	5-11	204	So.
33	Tyriek Hopkins	RB	5-8	177	R-Fr.
33	David Reese	LB	6-0	244	Fr.
34	Alex Anzalone	LB	6-3	241	R-Jr.
35	Joseph Putu	DB	6-2	195	Jr.
36	Eddie Giles	DB	5-9	167	R-So.
37	Mark Herndon	RB	5-9	209	R-Sr.
38	Neil MacInnes	K	6-4	225	Sr.
38	Nick Oelrich	DB	6-2	187	Fr.
39	Ryan Ferguson	TE	6-3	229	R-So.
39	Michael Iorio	DB	5-10	183	R-Sr.
40	Jarrad Davis	LB	6-2	238	Sr.
41	Ryan Farr	LS	6-0	223	So.
42	Jordan Smith	DL	6-5	240	Fr.
42	Nick Sproles	QB	6-2	203	Fr.
43	Glenn Jarriel	WR	5-8	173	R-Fr.
43	Mark Norvelis	DB	5-10	194	R-Sr.
44	Rayshad Jackson	LB	6-0	226	R-Fr.
44	Tucker Nordman	WR	6-1	192	R-Fr.
45	Charles Nordman	WR	6-1	180	R-Fr.
45	R.J. Raymond	LB	6-2	248	R-So.
46	Harry Gornito V	QB	6-2	203	R-Fr.

## 2016 ALPHABETICAL ROSTER

##	Name	Pos.	Ht.	Wt.	Cl.	Exp.	Hometown/Last School
98	Ancrum, Luke	DL	6-5	262	RFR	SQ	Sebring/Sebring
34	Anzalone, Alex	LB	6-3	241	RJR	2L	Wyomissing, Pa./Wyomissing Area
12	Appleby, Austin	QB	6-4	240	RSR	GR	North Canton, Ohio/North Canton Hoover/Purdue
57	Brantley, Caleb	DL	6-2	297	RJR	2L	Crescent City/Crescent City
79	Bruch, Dallas	OL	6-3	275	FR	HS	Clearwater/Clearwater Central Catholic
93	Bryan, Taven	DL	6-5	293	RSO	1L	Casper, Wyo./Natrona County
66	Buchanan, Nick	OL	6-2	301	RFR	SQ	Dunwoody, Ga./Dunwoody
21	Burnett, McArthur	DB	5-9	174	FR	HS	Pahokee/Pahokee
81	Callaway, Antonio	WR	5-11	197	SO	1L	Miami/Booker T. Washington
54	Clark, Khairi	DL	6-2	319	RSO	1L	Hollywood/Chaminade-Madonna College Prep
90	Clayton, Antonneous	DL	6-3	220	FR	HS	Vienna, Ga./Dooley County
89	Cleveland, Tyrie	WR	6-2	196	FR	HS	Houston, Texas/Westfield
94	Cox, Bryan, Jr.	DL	6-3	269	RSR	3L	Fort Lauderdale/St. Thomas Aquinas
32	Cronkrite, Jordan	RB	5-11	204	SO	1L	Miami/Westminster Christian
40	Davis, Jarrad	LB	6-2	238	SR	3L	Kingsland, Ga./Camden County
95	Davis, Keivonnis	DL	6-4	241	SO	1L	Miami/Miami Central
7	Dawson, Duke	DB	5-11	208	JR	2L	Cross City/Dixie County
14	Del Rio, Luke	QB	6-1	211	RSO	SQ	Santa Rosa Beach/Valor Christian HS/Alabama/Oregon State
68	Desir-Jones, Richerd	OL	6-4	292	RFR	SQ	Fort Lauderdale/St. Thomas Aquinas
54	Dillard, Cameron	OL	6-4	313	RJR	2L	Canton, Mich./Plymouth Canton
48	DioGuardi, Brett	LS	6-3	242	FR	HS	Windermere/Windermere Prep
16	Fallace, Brian	TE	6-4	209	RSO	SQ	Satellite Beach/Palm Bay
41	Farr, Ryan	LS	6-0	223	SO	1L	Henderson, Nev./Coronado
39	Ferguson, Ryan	TE	6-3	229	RSO	SQ	Largo/Indian Rocks
86	Finn, Jacob	P	6-2	180	FR	HS	Jacksonville/Paxon School
72	Forsythe, Stone	OL	6-7	329	FR	HS	Winter Garden/West Orange
13	Franks, Feleipe	QB	6-6	219	FR	HS	Crawfordville/Wakulla
5	Fulwood, Ahmad	WR	6-4	208	SR	3L	Jacksonville/Bishop Kenny
56	Garcia, Cristian	LB	6-0	231	RJR	SQ	Miami/Belen Jesuit Prep
23	Gardner, Chauncey, Jr.	DB	5-11	204	FR	HS	Cocoa/Cocoa
36	Giles, Eddie	DB	5-9	167	RSO	SQ	Jupiter/Dwyer
69	Givens, Marcus	OL	6-0	275	RFR	SQ	St. Augustine/Nease
30	Goolsby, DeAndre	TE	6-4	244	JR	2L	Derby, Kan./Derby
46	Gornito V, Harry	QB	6-2	203	RFR	SQ	Fort Walton Beach/Choctawhatchee
97	Gould, Jon	P	6-0	181	RFR	SQ	Elkridge, Md./Howard
10	Hammond, Josh	WR	6-1	186	FR	HS	Hallandale/Hallandale
47	Haney, Jonathan	LS	6-2	230	RSR	SQ	Tampa/Plant
53	Harkless, Kavaris	OL	6-5	310	RSO	SQ	Jacksonville/Trinity Christian Academy
26	Harris, Marcell	DB	6-1	211	RJR	2L	Orlando/Dr. Phillips
61	Heggie, Brett	OL	6-3	317	FR	HS	Mount Dora/Mount Dora
37	Herndon, Mark	RB	5-9	209	RSR	3L	Ocala/Forest
33	Hopkins, Tyriek	RB	5-8	177	RFR	SQ	St. Petersburg/Lakewood
39	Iorio, Michael	DB	5-10	183	RJR	SQ	Nokomis/Venice
73	Ivey, Martez	OL	6-5	305	SO	1L	Apopka/Apopka
91	Ivie, Joey, IV	DL	6-3	301	SR	3L	Dade City/Passo
87	Jackson, Kalif	WR	6-4	217	RFR	SQ	Neptune Beach/Fletcher
44	Jackson, Rayshad	LB	6-0	226	RFR	SQ	Miami/Miami Norland
43	Jarriel, Glenn	WR	5-8	173	RFR	SQ	Belle Glade/Glades Day
96	Jefferson, Cece	DL	6-1	261	SO	1L	Glen St. Mary/Baker County
74	Johnson, Fred	OL	6-6	311	SO	1L	West Palm Beach/Royal Palm Beach
28	Johnson, Kylan	LB	6-1	231	RFR	SQ	Dallas, Texas/Skyline
64	Jordan, Tyler	OL	6-4	309	SO	1L	Jacksonville/Bishop Kenny
11	Joseph, Vosean	LB	6-1	226	FR	HS	Miami/Norland
79	Justino, Daniel	K	5-8	160	FR	HS	Green Cove Springs/Middleburg
84	Knight, Camrin	TE	6-3	246	SO	1L	Tallahassee/Lincoln
58	Lawrence, Jahim	LB	5-11	223	RFR	SQ	Hollywood/Miami Norland

















**2016 ALPHABETICAL ROSTER**

##	Name	Pos.	Ht.	Wt.	Cl.	Exp.	Hometown/Last School
27	Lenton, Quincy	DB	5-11	202	FR	HS	Meridian, Miss./Meridian
80	Lewis, C'yontai	TE	6-4	231	RSO	1L	Eutaw, AL/Northridge
38	Machnes, Neil	K	6-3	225	SR	1L	Tampa/Chamberlain
9	Massey, Dre	WR	5-9	180	JR	JC	Greenville, S.C./Mauldin/Holmes CC
20	Maye, Marcus	DB	6-0	216	RSR	3L	Melbourne/Holy Trinity Episcopal School
59	McCoy, T.J.	OL	6-1	308	RFR	SQ	Clermont/South Lake/N.C. State
13	McMillian, Daniel	LB	6-1	223	SR	3L	Jacksonville/First Coast
63	McVay, Tyler	OL	6-2	275	FR	HS	Miami/Southwest
12	McWilliams, C.J.	DB	5-11	171	FR	HS	Miami/Southwest
48	Merisier, Edwitch	DB	5-9	171	FR	HS	Lehigh Acres/Fort Myers HS
77	Mike, Andrew	OL	6-6	301	RSO	1L	Tucson, AZ/Sabino
50	Moon, Jeremiah	LB	6-4	218	FR	HS	Hoover, Ala./Hoover
45	Nordman, Charles	WR	6-1	180	RFR	HS	Deland/Deland
44	Nordman, Tucker	WR	6-1	192	RFR	HS	Deland/Deland
43	Norvelis, Mark	DB	5-10	194	RSR	SQ	Palm Bay/Palm Bay
38	Oelrich, Nick	DB	6-2	187	FR	HS	Newberry/Newberry
70	Palmore, Forrest	DL	6-2	273	RSO	SQ	Punta Gorda/Charlotte
22	Perine, Lamical	RB	5-11	221	FR	HS	Theodore, Ala./Theodore
15	Pineiro, Eddy	K	6-0	173	RSO	TR	Miami/Sunset/ASA CC
99	Polite, Jachai	DL	6-2	271	FR	HS	Daytona Beach/Mainland
4	Powell, Brandon	WR	5-9	184	JR	2L	Deerfield Beach/Deerfield Beach
98	Powell, Jorge	K	5-10	177	RSO	1L	Coral Gables/Belen Jesuit Prep
35	Putu, Joseph	DB	6-2	195	JR	JC	Providence, R.I./Mount Pleasant/NDSCS
45	Raymond, R.J.	LB	6-2	248	RSO	SQ	Atlantic Beach/Fletcher
97	Reed, Justus	DL	6-3	241	RSO	1L	Clearwater/Clearwater Central Catholic
33	Reese, David, II	LB	6-0	244	FR	HS	Farmington, Mich./Farmington
51	Riles, Antonio, Jr.	OL	6-4	313	RJR	2L	Lawrenceville, Ga./Archer
75	Rowell, Tanner	DL	6-2	275	FR	HS	Melbourne/Melbourne
67	Sandifer, Brandon	OL	6-3	323	RFR	SQ	Warner Robins, Ga./Northside
25	Scarlett, Jordan	RB	5-10	213	SO	1L	Fort Lauderdale/St. Thomas Aquinas
78	Sharpe, David	OL	6-6	357	JR	2L	Jacksonville/Providence School
17	Sherit, Jordan	DL	6-4	254	RJR	2L	Tampa/Hillsborough
60	Shinn, Zachary	OL	6-2	296	RSO	SQ	Plant City/Kathleen Senior
42	Smith, Jordan	DL	6-5	240	FR	HS	Lithonia, Ga./Lithonia
42	Sproles, Nick	QB	6-2	203	FR	HS	Winter Park/Winter Park
30	Stephens, Garrett	DB	5-9	188	RJR	1L	Louisville, Ky./Saint Xavier
82	Stephens, Moral	TE	6-3	249	RSO	1L	Perry/Taylor County
52	Stipe, Steven, Jr.	LB	5-11	216	RJR	SQ	Waycross, Ga./Pierce County
16	Swain, Freddie	WR	6-0	186	FR	HS	Ocala/North Marion
31	Tabor, Teez	DB	6-0	201	JR	2L	Washington, D.C./Friendship Academy
65	Taylor, Jawaan	OL	6-5	340	FR	HS	Cocoa/Cocoa
29	Taylor, Jeawon	DB	6-0	187	FR	HS	Montgomery, Ala./Park Crossing
46	Thomas, Will	LB	5-9	233	FR	HS	Dunnellon/Dunnellon
85	Thompson, Chris	WR	6-0	170	SR	3L	Gainesville/Gainesville
24	Thompson, Mark	RB	6-2	237	RJR	JC	La Mott, Pa./Cheltenham/Dodge City CC
49	Tilghman, Jacob	LS	6-1	208	RFR	SQ	Daytona Beach/Mainland
19	Townsend, Johnny	P	6-1	211	RJR	2L	Orlando/Boone
88	Townsend, Tommy	P	6-1	195	RFR	TR	Orlando/Boone/Tennessee
11	Trask, Kyle	QB	6-4	238	FR	HS	Manvel, Texas/Manvel
71	Villano, Nick	OL	6-2	301	RFR	SQ	Wellington/American Heritage
8	Washington, Nick	DB	6-0	197	RJR	2L	Jacksonville/Trinity Christian Academy
59	Weldon, Danny	LB	6-1	223	RFR	HS	Tampa/Tampa Catholic
83	Wells, Rick	WR	6-0	206	FR	HS	Jacksonville/Raines
14	Williamson, Chris	DB	5-11	191	SO	1L	Gainesville, Ga./Gainesville
6	Wilson, Quincy	DB	6-1	213	JR	2L	Fort Lauderdale/University School of Nova South
18	Worton, C.J.	WR	6-0	196	JR	2L	Homestead/South Dade
92	Zuniga, Jabari	DL	6-3	245	RFR	SQ	Marietta, Ga./Sprayberry

**2016 NUMERICAL ROSTER**

##	Name	Pos.	Ht.	Wt.	Cl.
46	Will Thomas	LB	5-9	233	Fr.
47	Jonathan Haney	LS	6-2	230	R-Sr.
48	Brett DioGuardi	LS	6-3	242	Fr.
48	Edwitch Merisier	DB	5-9	171	Fr.
49	Jacob Tilghman	LS	6-1	208	R-Fr.
50	Jeremiah Moon	LB	6-4	218	Fr.
51	Antonio Riles	OL	6-4	313	R-Jr.
52	Steven Stipe	LB	5-11	216	R-Jr.
53	Kavaris Harkless	OL	6-5	310	R-So.
54	Khairi Clark	DL	6-2	319	R-So.
54	Cameron Dillard	OL	6-4	313	R-Jr.
56	Cristian Garcia	LB	6-1	231	R-Jr.
57	Caleb Brantley	DL	6-2	297	R-Jr.
58	Jahim Lawrence	LB	5-11	223	R-Fr.
59	T.J. McCoy	OL	6-1	308	R-Fr.
59	Danny Weldon	LB	6-1	223	Fr.
60	Zach Shinn	OL	6-2	296	R-So.
61	Brett Heggie	OL	6-3	317	Fr.
63	Tyler McVay	OL	6-2	275	Fr.
64	Tyler Jordan	OL	6-4	309	So.
65	Jawaan Taylor	OL	6-5	340	Fr.
66	Nick Buchanan	OL	6-2	301	R-Fr.
67	Brandon Sandifer	OL	6-3	323	R-Fr.
68	Richerd Desir-Jones	OL	6-4	292	R-Fr.
69	Marcus Givens	OL	6-0	275	R-Fr.
70	Forrest Palmore	DL	6-2	273	R-So.
71	Nick Villano	OL	6-2	301	R-Fr.
72	Stone Forsythe	OL	6-7	329	Fr.
73	Martez Ivey	OL	6-5	305	So.
74	Fred Johnson	OL	6-6	311	So.
75	Tanner Rowell	DL	6-2	275	Fr.
77	Andrew Mike	OL	6-6	301	R-So.
78	David Sharpe	OL	6-6	357	Jr.
79	Dallas Bruch	OL	6-3	275	Fr.
79	Daniel Justino	K	5-8	160	Fr.
80	C'yontai Lewis	TE	6-4	231	R-So.
81	Antonio Callaway	WR	5-11	197	So.
82	Moral Stephens	TE	6-3	249	R-So.
83	Rick Wells	WR	6-0	206	Fr.
84	Camrin Knight	TE	6-3	246	So.
85	Chris Thompson	WR	6-0	170	Sr.
86	Jacob Finn	P	6-2	180	Fr.
87	Kalif Jackson	WR	6-4	217	R-Fr.
88	Tommy Townsend	P	6-1	195	R-Fr.
89	Tyrie Cleveland	WR	6-2	196	Fr.
90	Antonneous Clayton	DL	6-3	220	Fr.
91	Joey Ivie	DL	6-3	301	Sr.
92	Jabari Zuniga	DL	6-3	245	R-Fr.
93	Taven Bryan	DL	6-5	293	R-So.
94	Bryan Cox	DL	6-3	269	R-Sr.
96	Cece Jefferson	DL	6-1	261	So.
97	Jon Gould	P	6-0	181	R-Fr.
97	Justus Reed	DL	6-3	241	R-So.
98	Luke Ancrum	DL	6-5	262	R-Fr.
98	Jorge Powell	K	5-10	177	R-So.
99	Jachai Polite	DL	6-2	271	Fr.

12 QB		<b>AUSTIN APPLEBY</b> 6-4   240   R Sr.   North Canton, Ohio <table> <tr><th>COMP</th><th>ATT</th><th>YDS</th><th>TD/INT</th></tr> <tr><td>--</td><td>--</td><td>--</td><td>--/--</td></tr> </table>	COMP	ATT	YDS	TD/INT	--	--	--	--/--	<b>LAST GAME (11/28/15 - Indiana):</b> Completed 36 of 57 passes for a career-high 332 yards and two touchdowns ... Scored a pair of rushing touchdowns.  <b>Prior to Florida:</b> Transferred to UF in January after graduating from and completing four seasons at Purdue... <b>Career:</b> Appeared in 17 games, starting 11 times ... Amassed 2,777 career yards and 19 touchdown passes ... Threw for 200+ yards nine times, including a career-high 332 yards against Indiana to close the 2015 season... 2014 Academic All-Big Ten Honoree.
COMP	ATT	YDS	TD/INT								
--	--	--	--/--								
14 QB		<b>LUKE DEL RIO</b> 6-1   211   R So.   Santa Rosa Beach, Fla. <table> <tr><th>COMP</th><th>ATT</th><th>YDS</th><th>TD/INT</th></tr> <tr><td>29</td><td>44</td><td>256</td><td>2/0</td></tr> </table>	COMP	ATT	YDS	TD/INT	29	44	256	2/0	<b>LAST GAME (9/3/16 - UMass):</b> Completed 29 of 44 passes (both game highs for a UF quarterback in a debut start since at least 1996) for 256 yards and two touchdowns ... Netted 11 rushing yards on six carries ... Completed a pass for a two-point conversion. <b>Prior to Florida:</b> Transferred to UF prior to 2015 season after spending the 2014 season at Oregon State and 2013 season at Alabama... Appeared in three games, completing eight passes on 18 attempts for 141 yards, including a career-best 52-yard completion against Stanford (Oct. 25, 2014)--all while at Oregon State ... Redshirted at Alabama as a walk-on. <b>Career:</b> Completed 37 of 62 passes (59.7 percent) for 397 yards and two touchdowns.
COMP	ATT	YDS	TD/INT								
29	44	256	2/0								
24 RB		<b>MARK THOMPSON</b> 6-2   237   R Jr.   La Mott, Pa. <table> <tr><th>ATT</th><th>YDS</th><th>AVG</th><th>TD</th></tr> <tr><td>6</td><td>22</td><td>3.7</td><td>--</td></tr> </table>	ATT	YDS	AVG	TD	6	22	3.7	--	<b>LAST GAME (9/3/16 - UMass):</b> Rushed for 22 yards on six carries.  <b>Prior to Florida:</b> Transferred to UF in January after spending 2013 at Nassau C.C. in Long Island, N.Y. and the 2014 and 2015 seasons at Dodge City (Kan.) C.C.... 2015 NJCAA All-America Second Team ... Dodge City's all-time rushing touchdowns leader (26) ... Fourth-most rushing yards (1,298) and third-most touchdowns (18) in the NJCAA last year ... Scored eight touchdowns as a redshirt freshman in 2014.
ATT	YDS	AVG	TD								
6	22	3.7	--								
25 RB		<b>JORDAN SCARLETT</b> 5-10   213   So.   Fort Lauderdale, Fla. <table> <tr><th>ATT</th><th>YDS</th><th>AVG</th><th>TD</th></tr> <tr><td>13</td><td>70</td><td>5.4</td><td>--</td></tr> </table>	ATT	YDS	AVG	TD	13	70	5.4	--	<b>LAST GAME (9/3/16 - UMass):</b> Rushed for a team-high 70 yards on a team-high 13 carries ... Averaged 5.4 yards per carry ... Broke off an 11-yard run in the fourth quarter.  <b>2015:</b> Ranked third on the team in rushing yards (181) ... Posted career highs in rushing yards (96) and attempts (nine) versus Georgia ... Broke off a career-best run of 60 yards against the Bulldogs... <b>Career:</b> Appeared in 10 games, amassing 251 rushing yards and one touchdown on 47 carries... <b>Prior to Florida:</b> Played in the 2015 U.S. Army All-American Bowl Game in San Antonio, Texas ... 2014 Class 7A All-State First Team ... Member of St. Thomas' 2014 Class 7A state championship team.
ATT	YDS	AVG	TD								
13	70	5.4	--								
32 RB		<b>JORDAN CRONKRITE</b> 5-11   204   So.   Miami, Fla. <table> <tr><th>ATT</th><th>YDS</th><th>AVG</th><th>TD</th></tr> <tr><td>3</td><td>5</td><td>1.7</td><td>--</td></tr> </table>	ATT	YDS	AVG	TD	3	5	1.7	--	<b>LAST GAME (9/3/16 - UMass):</b> Rushed for five yards on three carries ... Caught two passes for 13 yards.  <b>2015:</b> Appeared in 13 games, including a start at Kentucky (Sep. 19) ... Rushed for 157 yards and three touchdowns on 44 carries ... Caught six passes for 89 yards and a touchdown, highlighted by a 41-yard touchdown reception against South Carolina (Nov. 14)... <b>Career:</b> Appeared in 14 games, tallying 162 rushing yards and three touchdowns on 47 carries ... Owns 102 receiving yards and one touchdown on eight receptions... <b>Prior to Florida:</b> Played in the 2015 U.S. Army All-American Bowl.
ATT	YDS	AVG	TD								
3	5	1.7	--								
4 WR		<b>BRANDON POWELL</b> 5-9   184   Jr.   Deerfield Beach, Fla. <table> <tr><th>REC</th><th>YDS</th><th>AVG</th><th>TD</th></tr> <tr><td>7</td><td>73</td><td>10.4</td><td>1</td></tr> </table>	REC	YDS	AVG	TD	7	73	10.4	1	<b>LAST GAME (9/3/16 - UMass):</b> Hauled in a career-high seven receptions for 73 yards (four yards shy of tying his career high)... Caught a 26-yard touchdown pass.  <b>2015:</b> Ranked third on the team in receiving TDs (3) and receiving yards (390), while his 29 receptions ranked fourth for UF... <b>Career:</b> Appeared in 26 games, starting 11 ... Owns 51 catches for 610 yards and 5 touchdowns; 30 rushes for 101 yards and 1 touchdown ... Had six catches for 66 yards vs. LSU in 2014 ... Became the first UF freshman on offense to score in a season opener since Trey Burton (Sept. 3, 2010, vs. Miami (Ohio)) with a rushing TD in the 2014 rout of Eastern Michigan.
REC	YDS	AVG	TD								
7	73	10.4	1								
81 WR		<b>ANTONIO CALLAWAY</b> 5-11   197   So.   Miami, Fla. <table> <tr><th>REC</th><th>YDS</th><th>AVG</th><th>TD</th></tr> <tr><td>8</td><td>72</td><td>9.0</td><td>1</td></tr> </table>	REC	YDS	AVG	TD	8	72	9.0	1	<b>LAST GAME (9/3/16 - UMass):</b> Collected a career-high eight receptions for 72 yards, including a 12-yard touchdown catch in the first quarter ... Returned four punts for 33 yards, highlighted by a 17-yarder ... Logged a 32 yards on his only kickoff return of the night. <b>2015:</b> Ranked third and fourth among SEC and FBS true freshmen, respectively, in receiving yards ... First Gator in history with 400+ punt return yards and 600+ receiving yards in a season ... Three TD catches of 50+ yards (most by a Gator since Andre Debose in 2011) ... Caught the game-winning 63-yard TD vs. Tennessee... <b>Career:</b> Owns 43 receptions for 750 yards and five TDs in 15 games ... Returned 32 punts for 468 yards and two TDs ... Threw a touchdown pass in the 2016 Buffalo Wild Wings Citrus Bowl.
REC	YDS	AVG	TD								
8	72	9.0	1								
30 TE		<b>DEANDRE GOOLSBY</b> 6-4   244   Jr.   Derby, Kan. <table> <tr><th>REC</th><th>YDS</th><th>AVG</th><th>TD</th></tr> <tr><td>3</td><td>28</td><td>9.3</td><td>--</td></tr> </table>	REC	YDS	AVG	TD	3	28	9.3	--	<b>LAST GAME (9/3/16 - UMass):</b> Made sixth career start, his fifth in UF's last six games ... Tallied three receptions for 28 yards, including a 20-yarder in the fourth quarter.  <b>2015:</b> One of five SEC tight ends since 2013 (and the fourth Gator tight end since 1996) to tally 90+ receiving yards and catch a touchdown in a game, doing so against ECU ... His 94 receiving yards against ECU were the most in a game by a Gator tight end since the 2010 Sugar Bowl ... Three receptions of 30+ yards... <b>2014:</b> Played in seven games, but did not record stats... <b>Career:</b> Appeared in 22 games (six starts), making his first start at No. 6 LSU ... Boasts 305 yards and one touchdown on 20 receptions.
REC	YDS	AVG	TD								
3	28	9.3	--								
54 OL		<b>CAM DILLARD</b> 6-4   313   R Jr.   Canton, Mich. <table> <tr><th>GS</th><th>RUSH/G</th><th>PASS/G</th><th>PPG</th></tr> <tr><td>1</td><td>107.0</td><td>256.0</td><td>24.0</td></tr> </table>	GS	RUSH/G	PASS/G	PPG	1	107.0	256.0	24.0	<b>LAST GAME (9/3/16 - UMass):</b> Made his 12th career start at center ... Started at center for the first time since last season's Florida Atlantic game (Nov. 21, 2015).  <b>2015:</b> Started at center for the first 11 games ... Appeared in the SEC Championship Game and Buffalo Wild Wings Citrus Bowl as a reserve offensive lineman... <b>2014:</b> Played in four games as a reserve offensive lineman ... Made his collegiate debut in the season opener against Eastern Michigan ... Also played against Georgia, Vanderbilt and Eastern Kentucky. <b>Career:</b> Appeared in 18 games, starting 12 ... Redshirted in 2013, earning Most Valuable Defensive Scout Team Player Award during that season.
GS	RUSH/G	PASS/G	PPG								
1	107.0	256.0	24.0								
64 OL		<b>TYLER JORDAN</b> 6-4   309   So.   Jacksonville, Fla. <table> <tr><th>GS</th><th>RUSH/G</th><th>PASS/G</th><th>PPG</th></tr> <tr><td>1</td><td>107.0</td><td>256.0</td><td>24.0</td></tr> </table>	GS	RUSH/G	PASS/G	PPG	1	107.0	256.0	24.0	<b>LAST GAME (9/3/16 - UMass):</b> Made his fourth consecutive start at right guard.  <b>2015:</b> Appeared in all 14 games, starting each of the final three at right guard... <b>Prior to Florida:</b> Appeared in 15 games, starting four times ... Played in the 2015 Under Armour All-American Game ... 2014 Class 5A All-State First Team ... 2013 Class 5A All-State Second Team ... Helped Bishop Kenny HS reach the 2014 Class 5A Regional Championship.
GS	RUSH/G	PASS/G	PPG								
1	107.0	256.0	24.0								
73 OL		<b>MARTEZY IVEY</b> 6-5   305   So.   Apopka, Fla. <table> <tr><th>GS</th><th>RUSH/G</th><th>PASS/G</th><th>PPG</th></tr> <tr><td>1</td><td>107.0</td><td>256.0</td><td>24.0</td></tr> </table>	GS	RUSH/G	PASS/G	PPG	1	107.0	256.0	24.0	<b>LAST GAME (9/3/16 - UMass):</b> Made ninth straight start at left guard.  <b>2015:</b> Played in each of Florida's last 12 games since returning from a preseason injury ... Became the 25th UF true freshman offensive lineman since 2000 to start a game (at No. 6 LSU)... <b>Career:</b> Boasts 13 appearances and nine starts... <b>Prior to Florida:</b> Played in the U.S. Army All-American Bowl in San Antonio, Texas ... Parade All-American ... MaxPreps All-America First Team ... Two-time Class 8A All-State selection ... Led Apopka High School to Class 8A state titles in 2012 and 2014.
GS	RUSH/G	PASS/G	PPG								
1	107.0	256.0	24.0								
74 OL		<b>FRED JOHNSON</b> 6-6   311   So.   West Palm Beach, Fla. <table> <tr><th>GS</th><th>RUSH/G</th><th>PASS/G</th><th>PPG</th></tr> <tr><td>1</td><td>107.0</td><td>256.0</td><td>24.0</td></tr> </table>	GS	RUSH/G	PASS/G	PPG	1	107.0	256.0	24.0	<b>LAST GAME (9/3/16 - UMass):</b> Made his third career start at right tackle, his second in a row.  <b>2015:</b> Appeared in eight games, making starts at right tackle against Vanderbilt (Nov. 7) and No. 14 Michigan (Jan. 1) in the Buffalo Wild Wings Citrus Bowl... <b>Career:</b> Appeared in nine games, starting three times ... Made his first career start against Vanderbilt (Nov. 7, 2015)... <b>Prior to Florida:</b> 2014 Class 7A All-State Second Team ... Helped Royal Palm Beach HS to the 2014 Class 7A Regional Championship ... Also played basketball for Royal Palm Beach.
GS	RUSH/G	PASS/G	PPG								
1	107.0	256.0	24.0								
78 OL		<b>DAVID SHARPE</b> 6-6   357   Jr.   Jacksonville, Fla. <table> <tr><th>GS</th><th>RUSH/G</th><th>PASS/G</th><th>PPG</th></tr> <tr><td>1</td><td>107.0</td><td>256.0</td><td>24.0</td></tr> </table>	GS	RUSH/G	PASS/G	PPG	1	107.0	256.0	24.0	<b>LAST GAME (9/3/16 - UMass):</b> Appeared in his 15th straight game, manning his starting spot at left tackle for a sixth consecutive game.  <b>2015:</b> Appeared in all 14 games, starting 13 of them at left tackle... <b>2014:</b> Played in six games as a true freshman, working his way into the offensive line rotation ... Saw action at left tackle in a reserve role... <b>Career:</b> Made 21 career appearances (14 starts), highlighted by starts in the first eight games of the 2015 campaign.
GS	RUSH/G	PASS/G	PPG								
1	107.0	256.0	24.0								
15 K		<b>EDDY PINEIRO</b> 6-0   173   R So.   Miami, Fla. <table> <tr><th>FG</th><th>LONG</th><th>PAT</th><th>PTS</th></tr> <tr><td>3/3</td><td>49</td><td>1/1</td><td>10</td></tr> </table>	FG	LONG	PAT	PTS	3/3	49	1/1	10	<b>LAST GAME (9/3/16 - UMass):</b> Converted all three of his field goals and his lone extra point attempt ... Made field goals from 40, 48, and 49 yards ... First UF kicker since 2003 to make three field goals of 40-plus yards in a game.  <b>Prior to Florida:</b> Attended ASA Community College in Miami prior to enrolling at Florida in January ... Worked with kicking instructor Brandon Kornblue ... Only played seven football games in his high school career at Miami Sunset, primarily handling kickoff and extra point duties ... Standout soccer player at Miami Sunset HS.
FG	LONG	PAT	PTS								
3/3	49	1/1	10								

## THE FLORIDA DEFENSE

17 DL		<b>JORDAN SHERIT</b> 6-2   251   R Jr.   Tampa, Fla. <table> <tr> <th>TACKLES</th><th>TFL</th><th>SACKS</th><th>QBH</th></tr> <tr> <td>4</td><td>0</td><td>0</td><td>1</td></tr> </table>	TACKLES	TFL	SACKS	QBH	4	0	0	1	<b>LAST GAME (9/3/16 - Massachusetts):</b> Totaled four tackles -- two solo and two assisted... Had a QB hurry.  <b>2015:</b> Played in 13 games, starting four at defensive end... Totaled 25 tackles and 1.5 sacks. <b>Career:</b> Appeared in 23 games, totaling 32 tackles, 1.5 tackles for loss, 1.5 sacks and two defended passes.
TACKLES	TFL	SACKS	QBH								
4	0	0	1								
57 DL		<b>CALEB BRANTLEY</b> 6-2   297   R Jr.   Crescent City, Fla. <table> <tr> <th>TACKLES</th><th>TFL</th><th>SACKS</th><th>QBH</th></tr> <tr> <td>1</td><td>0</td><td>0</td><td>0</td></tr> </table>	TACKLES	TFL	SACKS	QBH	1	0	0	0	<b>LAST GAME (9/3/16 - Massachusetts):</b> Had one solo tackle.  <b>2015:</b> Appeared in 13 games, starting 10... Totaled 29 tackles with 6.5 tackles-for-loss... Recorded a career-high-tying six tackles against LSU... Notched a pair of quarterback hurries during the season and recorded a sack at Missouri and South Carolina. <b>Career:</b> Has appeared in 26 games, totaling 51 tackles, 10.5 tackles-for-loss, 3 sacks, two forced fumbles and five QB hurries.
TACKLES	TFL	SACKS	QBH								
1	0	0	0								
91 DL		<b>JOEY IVIE</b> 6-3   290   Sr.   Dade City, Fla. <table> <tr> <th>TACKLES</th><th>TFL</th><th>SACKS</th><th>QBH</th></tr> <tr> <td>0</td><td>0</td><td>0</td><td>1</td></tr> </table>	TACKLES	TFL	SACKS	QBH	0	0	0	1	<b>LAST GAME (9/3/16 - Massachusetts):</b> Recorded a QB hurry.  <b>2015:</b> Played in 10 games and started five times at defensive tackle... Recorded a career-high 27 tackles with four tackles-for-loss and 3.5 sacks... Forced one fumble on the year... Posted three sacks against East Carolina, which was the first multi-sack game of his career. <b>Career:</b> Has appeared in 26 games, totaling 54 tackles, seven tackles for loss, 4.5 sacks, one forced fumble and three QB hurries.
TACKLES	TFL	SACKS	QBH								
0	0	0	1								
94 DL		<b>BRYAN COX, JR.</b> 6-3   260   RSr.   Fort Lauderdale, Fla. <table> <tr> <th>TACKLES</th><th>TFL</th><th>SACKS</th><th>QBH</th></tr> <tr> <td>1</td><td>0</td><td>0</td><td>1</td></tr> </table>	TACKLES	TFL	SACKS	QBH	1	0	0	1	<b>LAST GAME (9/3/16 - Massachusetts):</b> Had one solo tackle and a QB hurry.  <b>2015:</b> Played in all 14 games and started 13... Totaled 45 tackles on the season, including 10.5 tackles for loss and 3.5 sacks... Also had six quarterback hurries... Forced two fumbles and recovered two fumbles on the year... Notched a career-high eight tackles against Vanderbilt and a career-best 3.5 tackles-for-loss at LSU. <b>Career:</b> Has appeared in 34 games, totaling 80 tackles, 18.5 tackles-for-loss, 9.5 sacks, two forced fumbles and two fumble recoveries.
TACKLES	TFL	SACKS	QBH								
1	0	0	1								
96 DL		<b>CECE JEFFERSON</b> 6-1   270   So.   Glen St. Mary, Fla. <table> <tr> <th>TACKLES</th><th>TFL</th><th>SACKS</th><th>QBH</th></tr> <tr> <td>1</td><td>0</td><td>0</td><td>1</td></tr> </table>	TACKLES	TFL	SACKS	QBH	1	0	0	1	<b>LAST GAME (9/3/16 - Massachusetts):</b> Recorded one tackle... Also added a QB hurry.  <b>2015:</b> Appeared in all 14 games, starting in four of them... Tied for third on the team with 3.5 sacks. <b>Career:</b> Has appeared in 15 games, totaling 30 tackles, 8.5 tackles for loss, one forced fumble and three QB hurries.
TACKLES	TFL	SACKS	QBH								
1	0	0	1								
34 LB		<b>ALEX ANZALONE</b> 6-3   237   R Jr.   Wyomissing, Pa. <table> <tr> <th>TACKLES</th><th>TFL</th><th>SACKS</th><th>QBH</th></tr> <tr> <td>6</td><td>1.0</td><td>1.0</td><td>0</td></tr> </table>	TACKLES	TFL	SACKS	QBH	6	1.0	1.0	0	<b>LAST GAME (9/3/16 - Massachusetts):</b> Registered three solo tackles and three assists... Had one sack for six yards... Added a pass break-up.  <b>2015:</b> Appeared in and started the first two games before suffering a shoulder injury that sidelined him for the rest of the season... Registered six tackles, including a career-high five tackles against New Mexico State... <b>Career:</b> Has appeared in 24 games, totaling 28 tackles and two tackles for loss.
TACKLES	TFL	SACKS	QBH								
6	1.0	1.0	0								
40 LB		<b>JARRAD DAVIS</b> 6-2   240   Sr.   Kingsland, Ga. <table> <tr> <th>TACKLES</th><th>TFL</th><th>SACKS</th><th>QBH</th></tr> <tr> <td>9</td><td>0.5</td><td>0.5</td><td>0</td></tr> </table>	TACKLES	TFL	SACKS	QBH	9	0.5	0.5	0	<b>LAST GAME (9/3/16 - Massachusetts):</b> Recorded a team-leading nine tackles, assisting on seven... Helped out on a sack that put UMass back eight yards.  <b>2015:</b> Played in 14 games and started 12... Finished second on the team with 98 tackles... Third on the team with 11 tackles for loss and also had 3.5 sacks... Had seven quarterback hurries and broke up four passes and had one interception... Totaled a career-high two sacks against Florida Atlantic. <b>Career:</b> Has appeared in 36 games, totaling 154 tackles, 14.5 tackles for loss, 4 sacks, seven passes defended, two forced fumbles, 10 QB hurries and one interception.
TACKLES	TFL	SACKS	QBH								
9	0.5	0.5	0								
6 DB		<b>QUINCY WILSON</b> 6-1   211   Jr.   Fort Lauderdale, Fla. <table> <tr> <th>TACKLES</th><th>TFL</th><th>INT</th><th>PD</th></tr> <tr> <td>2</td><td>1.0</td><td>0</td><td>0</td></tr> </table>	TACKLES	TFL	INT	PD	2	1.0	0	0	<b>LAST GAME (9/3/16 - Massachusetts):</b> Totaled two solo tackles, including one for a loss of a yard.  <b>2015:</b> Appeared in 14 games, starting nine at cornerback... Had two interceptions and five pass breakups... Also had 19 tackles. <b>Career:</b> Has appeared in 27 games, totaling 53 tackles, two tackles for loss, 11 passes defended, one forced fumble and three interceptions.
TACKLES	TFL	INT	PD								
2	1.0	0	0								
7 DB		<b>DUKE DAWSON</b> 5-11   202   Jr.   Cross City, Fla. <table> <tr> <th>TACKLES</th><th>TFL</th><th>INT</th><th>PD</th></tr> <tr> <td>1</td><td>0</td><td>0</td><td>1</td></tr> </table>	TACKLES	TFL	INT	PD	1	0	0	1	<b>LAST GAME (9/3/16 - Massachusetts):</b> Recorded one solo tackle, one forced fumble and a broken-up pass.  <b>2015:</b> Played in 12 games and recorded a start against East Carolina... Totaled 22 tackles and recorded a career-high five tallies against ECU. <b>Career:</b> Has appeared in 26 games, totaling 25 tackles, one tackle for loss, three passes defended, one forced fumble, one QB hurry and one interception.
TACKLES	TFL	INT	PD								
1	0	0	1								
8 DB		<b>NICK WASHINGTON</b> 6-0   198   R Jr.   Jacksonville, Fla. <table> <tr> <th>TACKLES</th><th>TFL</th><th>INT</th><th>PD</th></tr> <tr> <td>5</td><td>0</td><td>0</td><td>0</td></tr> </table>	TACKLES	TFL	INT	PD	5	0	0	0	<b>LAST GAME (9/3/16 - Massachusetts):</b> Totaled four solo tackles and one assist.  <b>2015:</b> Appeared in 14 games, starting four at safety... A key member on special teams as he had two fumble recoveries in 2015, both on Florida punts... Totaled a career-high 28 tackles. <b>Career:</b> Has appeared in 29 games, totaling 38 tackles.
TACKLES	TFL	INT	PD								
5	0	0	0								
20 DB		<b>MARCUS MAYE</b> 6-0   210   RSr.   Melbourne, Fla. <table> <tr> <th>TACKLES</th><th>TFL</th><th>INT</th><th>PD</th></tr> <tr> <td>5</td><td>0</td><td>0</td><td>0</td></tr> </table>	TACKLES	TFL	INT	PD	5	0	0	0	<b>LAST GAME (9/3/16 - Massachusetts):</b> Registered four solo tackles and assisted on a fifth.  <b>2015:</b> Played in 13 games and started 12 times at safety... Racked up 82 tackles, fourth-most on the team... Forced five fumbles, second-most in the country, and recovered two... Intercepted two passes and broke up six more. <b>Career:</b> Has appeared in 37 games, totaling 165 tackles, 5.5 tackles-for-loss, 15 passes defended, seven forced fumbles, five QB hurries and four interceptions.
TACKLES	TFL	INT	PD								
5	0	0	0								
26 DB		<b>MARCELL HARRIS</b> 6-1   207   R Jr.   Orlando, Fla. <table> <tr> <th>TACKLES</th><th>TFL</th><th>INT</th><th>PD</th></tr> <tr> <td>2</td><td>0</td><td>0</td><td>0</td></tr> </table>	TACKLES	TFL	INT	PD	2	0	0	0	<b>LAST GAME (9/3/16 - Massachusetts):</b> Assisted on two tackles.  <b>2015:</b> Played in 12 games and recorded a start against East Carolina... Totaled 22 tackles and recorded a career-high five tallies against ECU... <b>Career:</b> Played in 25 games... Has totaled 31 tackles.
TACKLES	TFL	INT	PD								
2	0	0	0								
31 DB		<b>TEEZ TABOR</b> 6-0   199   Jr.   Washington, D.C. <table> <tr> <th>TACKLES</th><th>TFL</th><th>INT</th><th>PD</th></tr> <tr> <td>--</td><td>--</td><td>--</td><td>--</td></tr> </table>	TACKLES	TFL	INT	PD	--	--	--	--	<b>LAST GAME (1/1/16 - Buffalo Wild Wings Citrus Bowl):</b> Had five solo tackles and assisted on two.  <b>2015:</b> Appeared in 13 games, starting nine contests at cornerback... Totaled 40 tackles, four tackles for loss, one sack, four interceptions and 14 pass breakups... Tabor's 18 passes defended in 2015 were tied for 13th among FBS players... <b>Career:</b> Has appeared in 25 games, totaling 71 tackles, eight tackles for loss, three sacks, 27 passes defended, one forced fumble and five interceptions.
TACKLES	TFL	INT	PD								
--	--	--	--								
19 P		<b>JOHNNY TOWNSEND</b> 6-1   210   R Jr.   Orlando, Fla. <table> <tr> <th>PUNTS</th><th>AVG</th><th>LONG</th><th>IN 20</th></tr> <tr> <td>4</td><td>44.5</td><td>52</td><td>2</td></tr> </table>	PUNTS	AVG	LONG	IN 20	4	44.5	52	2	<b>LAST GAME (9/3/16 - Massachusetts):</b> Recorded four punts, averaging 44.5 yards per punt with his longest at 52 yards... Put two punts inside UMass' 20-yard line.  <b>2015:</b> Appeared in all 14 games... Tallied 83 punts for an average of 45.4 yards, which ranked third in the country and first in the conference in net punting. <b>Career:</b> Has appeared in 21 games, totaling 116 punts for 5,160 yards, which averages to 44.5 yards per punt... Longest punt recorded was 61 yards in 2013.
PUNTS	AVG	LONG	IN 20								
4	44.5	52	2								



## NFL GATORS

Florida has a huge presence in the league again this year. There are currently 43 former Gators on NFL rosters as of September 5.

Humphries, D.J. Arizona Cardinals	Harrison, Jonotthan Indianapolis Colts	Sturgis, Caleb Philadelphia Eagles
Neal, Keanu Atlanta Falcons	Morrison, Antonio Indianapolis Colts	Watkins, Jaylen Philadelphia Eagles
Poole, Brian Atlanta Falcons	Fowler, Dante Jacksonville Jaguars	Gilbert, Marcus Pittsburgh Steelers
Elam, Matt Baltimore Ravens	Hammond, Franki Kansas City Chiefs	Pouncey, Maurkice Pittsburgh Steelers
Gillislee, Mike Buffalo Bills	Howard, Jaye Kansas City Chiefs	McGee, Jake San Diego Chargers
Spikes, Brandon Buffalo Bills	Robinson, Demarcus Kansas City Chiefs	Brown, Trent San Francisco 49ers
McCray, Lerentee Buffalo Bills	Easley, Dominique Los Angeles Rams	Taylor, Kelvin San Francisco 49ers
Bullard, Jonathan Chicago Bears	Jenkins, Jelani Miami Dolphins	Hargreaves, Vernon Tampa Bay Buccaneers
Thompson, Deonte Chicago Bears	Pouncey, Mike Miami Dolphins	Murphy, Louis Tampa Bay Buccaneers
Dunlap, Carlos Cincinnati Bengals	Floyd, Sharif Minnesota Vikings	Riggs, Cody Tennessee Titans
Driskel, Jeff Cincinnati Bengals	Trattou, Justin Minnesota Vikings	Brown, Mack Washington Redskins
Haden, Joe Cleveland Browns	Ball, Neiron Oakland Raiders	Dunbar, Quinton Washington Redskins
Green, Chaz Dallas Cowboys	Nelson, Reggie Oakland Raiders	Jones, Matt Washington Redskins
Garcia, Max Denver Broncos	Burton, Trey Philadelphia Eagles	Reed, Jordan Washington Redskins
Bostic, Jon Detroit Lions	McCalister, Alex Philadelphia Eagles	

## ROSTER PRONUNCIATION GUIDE

Alex Anzalone .....	An-zah-LOAN-ee
Khairi Clark .....	Carrie
Jarrad Davis .....	Jared
Keivonnis Davis .....	Ka-VAUGHN-sss
Richard Desir-Jones.....	RISH-ard
Vosean Joseph .....	VO-shawn
Jahim Lawrence .....	JA-heeem
C'yontai Lewis.....	CEE-on-TAY
Jachai Polite.....	JA-kiiii
Jorge Powell .....	HOR-HAY

## OFFENSIVE CAREER HIGHS

### #4 BRANDON POWELL

Rushes: 7 (Missouri, 2014)  
Rush Yards: 37 (Missouri, 2014)  
Long Rush: 13 (Missouri, 2014)  
Rushing TDs: 1 (EMU, 2014)  
Receptions: 7 (UMass, 2016)  
Receiving Yards: 77 (Ole Miss, 2015)  
Receiving TD: 1 (4x, last vs. UMass, 2016)  
Receiving Long: 77 (Ole Miss, 2015)  
Kick Returns: 4 (2x, last vs. UMass, 2016)  
Kick Return Yards: 76 (UT, 2015)

### #5 AHMAD FULWOOD

Catches: 4 (2x, last EMU, 2014)  
Receiving Yards: 86 (ECU, 2014)  
Receiving TD: 1 (2x, last ECU, 2014)  
Long Catch: 86 (ECU, 2014)

### #10 JOSH HAMMOND

Receptions: 5 (UMass, 2016)  
Receiving Yards: 38 (UMass, 2016)  
Receiving TD: --  
Receiving Long: 12 (UMass, 2016)

### #12 LUKE DEL RIO

Rushes: 6 (UMass, 2016)  
Rush Yards: 11 (UMass, 2016)  
Rush TDs: --  
Long Rush: 7 (UMass, 2016)  
Pass Attempts: 44 (UMass, 2016)  
Pass Completions: 29 (UMass, 2016)  
Passing Yards: 256 (UMass, 2016)  
Passing TDs: 2 (UMass, 2016)  
Long Pass: 26 (UMass, 2016)

### #10 JOSH HAMMOND

Receptions: 2 (UMass, 2016)  
Receiving Yards: 11 (UMass, 2016)  
Receiving TD: --  
Receiving Long: 10 (UMass, 2016)

### #18 C.J. WORTON

Catches: 3 (NMSU, 2015)  
Receiving Yards: 11 (NMSU, 2015)  
Receiving TDs: 1 (2x, last vs. Alabama, 2015)  
Long Catch: 46 (Alabama, 2015)

### #18 C.J. WORTON

Catches: 3 (NMSU, 2015)  
Receiving Yards: 11 (NMSU, 2015)  
Receiving TDs: 1 (2x, last vs. Alabama, 2015)  
Long Catch: 46 (Alabama, 2015)

### #22 LAMICAL PERINE

Rushes: 1 (UMass, 2016)  
Rush Yards: -1 (UMass, 2016)  
Rushing TDs: --  
Long Rush: --

### #24 MARK THOMPSON

Rushes: 6 (UMass, 2016)  
Rush Yards: 22 (UMass, 2016)  
Rushing TDs: --  
Long Rush: 6 (UMass, 2016)

### #25 JORDAN SCARLETT

Rushes: 13 (UMass, 2016)  
Rush Yards: 99 (Georgia, 2015)  
Rushing TDs: 1 (NMSU, 2015)  
Long Rush: 60 (Georgia, 2015)

### #30 DEANDRE GOOLSBY

Catches: 3 (4x, last UMass, 2016)  
Receiving Yards: 94 (ECU, 2015)  
Long Catch: 34 (ECU, 2015)

### #32 JORDAN CRONKRITE

Rushes: 9 (ECU, 2015)  
Rush Yards: 49 (South Carolina, 2015)  
Rushing TDs: 1 (South Carolina, 2015)  
Long Rush: 18 (ECU, 2015)  
Catches: 2 (2x, last UMass, 2016)  
Receiving Yards: 49 (South Carolina, 2015)  
Receiving TD: 1 (South Carolina, 2015)  
Receiving Long: 41 (South Carolina, 2015)

### #37 MARK HERNDON

Rushes: 4 (Toledo, 2013)  
Rush Yards: 32 (Toledo, 2013)  
Long Rush: 17 (Toledo, 2013)  
Catches: 1 (3x, last NMSU, 2015)  
Receiving Yards: 78 (EMU, 2014)  
Receiving TDs: 1 (EMU, 2014)  
Long Catch: 78 (EMU, 2014)

### #80 C'YONTAI LEWIS

Catches: 2 (NMSU, 2015)  
Receiving Yards: 44 (NMSU, 2015)  
Receiving TDs: 2 (NMSU, 2015)  
Long Catch: 32 (NMSU, 2015)

### #81 ANTONIO CALLAWAY

Rushes: 1 (3x, last FAU, 2015)  
Rush Yards: 9 (UK, 2015)  
Long Rush: 9 (UK, 2015)  
Receptions: 8 (UMass, 2016)  
Receiving Yards: 112 (Tennessee, 2015)  
Receiving Long: 66 (Georgia, 2015)  
Receiving TDs: 1 (4x, last UMass, 2016)  
Punt Returns: 7 (Vanderbilt, 2015)  
Punt Return Yards: 110 (Vanderbilt, 2015)  
Punt Return TD: 1 (2x, last vs. Alabama, 2015)

### #85 CHRIS THOMPSON

Catches: 3 (Florida State, 2013)  
Receiving Yards: 24 (Florida State, 2013)  
Long Catch: 20 (Michigan, 2014)  
Tackles: 3 (Ole Miss, 2015)

## SPECIAL TEAMS HIGHS

### #15 EDDIE PINEIRO

FG Attempted: 3 (UMass, 2016)  
FG Made: 3 (UMass, 2016)  
FG Long: 49 (UMass, 2016)  
Kickoffs: 1 (UMass, 2016)  
Kickoffs Yards: 386 (UMass, 2016)  
Kickoff Average: 64.3 (UMass, 2016)

### #98 JORGE POWELL

FG Attempted: 2 (Ole Miss, 2015)  
FG Made: 1 (Ole Miss, 2015)  
FG Long: 31 (Ole Miss, 2015)  
Kickoffs: 8 (Ole Miss, 2015)  
Kickoff Yards: 508 (Ole Miss, 2015)  
Kickoff Average: 63.5 (Ole Miss, 2015)

### #19 JOHNNY TOWNSEND

Punts: 9 (3x, last Florida State, 2015)  
Punting Yds: 418 (Florida State, 2015)  
Punting Avg: 51.8 (Alabama, 2015)  
Punting Long: 61 (2x, last UT, 2015)

## DEFENSIVE CAREER HIGHS

## #6 QUINCY WILSON

Tackles: 4 (6x, last Alabama, 2015)  
Sacks: None  
Forced Fumbles: 1 (Georgia, 2014)  
Interceptions: 1 (South Carolina, 2015)

## #7 DUKE DAWSON

Tackles: 6 (Vanderbilt, 2014)  
Sacks: None  
Forced Fumbles: None  
Interceptions: 1 (EMU, 2014)

## #8 NICK WASHINGTON

Tackles: 6 (ECU, 2015)  
Sacks: 0.5 (Missouri, 2015)  
Forced Fumbles: 1 (FAU, 2015)  
Interceptions: None

## #13 DANIEL MCMILLIAN

Tackles: 6 (Michigan, 2014)  
Sacks: None  
Forced Fumbles: 1 (South Carolina, 2015)  
Interceptions: None

## #14 CHRIS WILLIAMSON

Tackles: 2 (UMass, 2016)  
Sacks: None  
Forced Fumbles: None  
Interceptions: None

## #17 JORDAN SHERIT

Tackles: 3 (3x, last Vanderbilt, 2015)  
Sacks: 1.5 (South Carolina, 2015)  
Forced Fumbles: None  
Interceptions: None

## #20 MARCUS MAYE

Tackles: 10 (Tennessee, 2015)  
Sacks: None  
Forced Fumbles: 1 (6x, last Michigan, 2015)  
Interceptions: 1 (4x, last Georgia, 2015)

## #23 CHAUNCEY GARDINER

Tackles: 3 (UMass, 2016)  
Sacks: None  
Forced Fumbles: None  
Interceptions: None

## #26 MARCELL HARRIS

Tackles: 5 (ECU, 2015)  
Sacks: None  
Forced Fumbles: None  
Interceptions: None

## #29 JEAOWN TAYLOR

Tackles: 2 (UMass, 2016)  
Sacks: None  
Forced Fumbles: None  
Interceptions: None

## #31 TEEZ TABOR

Tackles: 7 (2x, last vs. Michigan, 2015)  
Sacks: 1 (3x, last Vanderbilt, 2014)  
Forced Fumbles: 1 (Tennessee, 2014)  
Interceptions: 1 (5x, last FAU, 2015)

## #34 ALEX ANZALONE

Tackles: 5 (NMSU, 2015)  
Sacks: None  
Forced Fumbles: None  
Interceptions: None

## #40 JARRAD DAVIS

Tackles: 10 (3x, last FAU, 2015)  
Sacks: 2.0 (FAU, 2015)  
Forced Fumbles: 1 (2x, last vs. Bama 2015)  
Interceptions: 1 (Georgia, 2015)

## #50 JEREMIAH MOON

Tackles: 1 (UMass, 2016)  
Sacks: None  
Forced Fumbles: None  
Interceptions: None

## #57 CALEB BRANTLEY

Tackles: 6 (LSU, 2014)  
Sacks: 1.0 (2x, last South Carolina, 2015)  
Forced Fumbles: 1 (2x, last ECU, 2014)  
Interceptions: None

## #98 LUKE ANCRUM

Tackles: 1 (UMass, 2016)  
Sacks: None  
Forced Fumbles: None  
Interceptions: None

## #91 JOEY IVIE

Tackles: 6 (EKU, 2014)  
Sacks: 3.0 (ECU, 2015)  
Forced Fumbles: None  
Interceptions: None

## #92 JABARI ZUNIGA

Tackles: 4 (UMass, 2016)  
Sacks: 2.0 (UMass, 2016)  
Forced Fumbles: None  
Interceptions: None

## #93 TAVEN BRYAN

Tackles: 2 (2x, last Vanderbilt, 2015)  
Sacks: 0.5 (Ole Miss, 2015)  
Forced Fumbles: None  
Interceptions: None

## #94 BRYAN COX JR.

Tackles: 8 (Vanderbilt, 2015)  
Sacks: 3 (Tennessee, 2014)  
Forced Fumbles: 1 (Tennessee, 2015)  
Interceptions: None

## #96 CECE JEFFERSON

Tackles: 5 (UK, 2015)  
Sacks: 1.0 (3x, last Florida State, 2015)  
Forced Fumbles: None  
Interceptions: None

## #97 JUSTUS REED

Tackles: 3 (NMSU, 2015)  
Sacks: 2 (NMSU, 2015)  
Forced Fumbles: None  
Interceptions: None

## #99 JACHAI POLITE

Tackles: 1 (UMass, 2016)  
Sacks: None  
Forced Fumbles: None  
Interceptions: None

## 2016 GAME CAPTAINS

UMass: Jarrad Davis, Alex Anzalone, Mark Herndon, Cam Dillard  
Kentucky:  
North Texas:  
Tennessee:  
Vanderbilt:  
LSU:  
Missouri:  
Georgia:  
Arkansas:  
South Carolina:  
Presbyterian:  
Florida State:

## SERIES HISTORY - KENTUCKY since 1973

UF leads series 49-17

YEAR	W/L	UF	UT	RANK (UF/UK)	LOCATION
1973	W	20	18		Gainesville
1974	L	24	41	9/NR	Lexington
1975	W	48	7	14/NR	Gainesville
1976	L	9	28	15/NR	Lexington
1977	L	7	14	NR/7	Gainesville
1978	W	18	16		Lexington
1979	L	3	31		Gainesville
1980	W	17	15	20/NR	Lexington
1981	W	33	12		Gainesville
1982	W	39	13		Lexington
1983	W	24	7	14/NR	Gainesville
1984	W	25	17	5/NR	Lexington
1985	W	15	13	11/NR	Gainesville
1986	L	3	10		Lexington
1987	W	27	14		Gainesville
1988	W	24	19		Lexington
1989	W	38	28		Gainesville
1990	W	47	15	6/NR	Lexington
1991	W	35	26	5/NR	Gainesville
1992	W	35	19	4/NR	Gainesville
1993	W	24	20	7/NR	Lexington
1994	W	73	7	2/NR	Gainesville
1995	W	42	7	5/NR	Lexington
1996	W	65	0	1/NR	Gainesville
1997	W	55	28	1/NR	Lexington
1998	W	51	35	8/25	Gainesville
1999	W	38	10	3/NR	Lexington
2000	W	59	31	3/NR	Gainesville
2001	W	44	10	2/NR	Lexington
2002	W	41	34	7/NR	Gainesville
2003	W	24	21	25/NR	Lexington
2004	W	20	3	16/NR	Gainesville
2005	W	49	28	5/NR	Lexington
2006	W	26	7	5/NR	Gainesville
2007	W	45	37	14/8	Lexington
2008	W	63	5	5/NR	Gainesville
2009	W	41	7	1/NR	Lexington
2010	W	48	14	9/NR	Gainesville
2011	W	48	10	15/NR	Lexington
2012	W	38	0	14/NR	Gainesville
2013	W	24	7	20/NR	Lexington
2014	W (OT)	36	30	RV/NR	Gainesville
2015	W	14	9		Lexington



## THE LAST TIME...

## BY FLORIDA:

**30 Rushing Attempts:** 34, Mike Gillislee vs. LSU, Oct. 6, 2012 (45 games)

**40 Rushing Attempts:** 41, Errict Rhett vs. Georgia, Oct. 30, 1993 (288 games)

**100 Yards Rushing:** 136, Kelvin Taylor vs. Florida State, Nov. 28, 2015 (3 games)

**200 Yards Rushing:** 210, Ciatrick Fason vs. Kentucky, Sept. 25, 2004 (153 games)

**300 Yards Rushing:** 316, Emmitt Smith vs. New Mexico, Oct. 21, 1989 (338 games)

**2+ Players with 100+ Yards Rushing:** Kelvin Taylor (197 yards) and Matt Jones (193 yards) vs. Georgia, Nov. 1, 2014 (20 games)

**5 TDs Rushing:** 5, Trey Burton vs. Kentucky, Sept. 25, 2010 (73 games)

**3 TDs Receiving:** Riley Cooper vs. Western Carolina, Nov. 11, 2006 (119 games)

**5+ TDs Passing:** 6, Chris Leak vs. South Carolina, Nov. 13, 2004 (151 games)

**20+ Passes Completed:** 29, Luke Del Rio vs. UMass, Sept. 3, 2016 (0 games)

**30+ Passes Completed:** 31, Jeff Driskel vs. Eastern Michigan, Sept. 6, 2014 (26 games)

**40+ Passes Attempted:** 44, Luke Del Rio vs. UMass, Sept. 3, 2016 (0 games)

**300+ Yards Passing:** 305, Tyler Murphy vs. Vanderbilt, Nov. 9, 2013 (30 games)

**Back-to-Back 300-Yard Passing Games:** Tim Tebow, at South Carolina & vs. Florida Atlantic, 2007 (107 games)

**9-Straight Games with 300 Yards Passing:** Rex Grossman, Marshall-South Carolina, 2001 (185 games)

**10+ Receptions:** 15, Demarcus Robinson vs. Kentucky, Sept. 13, 2014 (25 games)

**150+ Receiving Yards:** 216, Demarcus Robinson vs. Kentucky, Sept. 13, 2014 (26 games)

**2+ Players with 100+ Yards Receiving:** D. Robinson (137 yds) and Q. Dunbar (107 yds) vs. Eastern Kentucky, Nov. 22, 2014 (17 games)

**10+ Plays of 20+ Yards in a Game:** 10 at FSU (seven offensive, one defensive. two kickoff returns, one punt return) Nov. 24, 2012 (40 games) `

**Kickoff Return for a TD:** 100 yards, Solomon Patton vs. Missouri, Oct. 19, 2013 (32 games)

**Punt Return for a TD:** 85 yards, Antonio Callaway vs. Alabama, Dec. 5, 2015 (2 games)

**Fake Field Goal for a TD:** 21 yards, Michael McNeely vs. Georgia, Nov. 1, 2014 (20 games)

**150+ Return Yards:** 158, Solomon Patton vs. Missouri, Oct. 19, 2013 - 158 kickoff ret. (29 games)

**Limited an Opponent to Under 100 yards Total Offense:** 95 vs. FSU, Nov., 26, 2011 (53 games)

**Limited an Opponent to Under 50 yards Passing:** 30 vs. Vanderbilt, Nov. 7, 2015 (6 games)

**Limited an Opponent to Under 50 yards Rushing:** 46 vs. UMass, Sept. 3, 2016 (0 games)

**Interception Return for a TD:** 40 yards, Teez Tabor vs. Missouri, Oct. 10, 2015 (9 games)

**2+ Interceptions returned for a TD:** 2, vs. Furman, November 19, 2011, 75 yards, Jelani Jenkins and 25 yards, Pop Saunders (54 games)

**Intercepted PAT Returned for a Defensive Extra Point:** Keiwan Ratliff vs. Kentucky, Sept. 28, 2002 (178 games)

**Multiple Defensive TDs:** 2, vs. Furman, November 19, 2011, 75 yards, Jelani Jenkins and 25 yards, Pop Saunders (54 games)

**2+ Interceptions in a Game:** 2, Brian Poole at Florida State, Nov. 29, 2014 (16 games)

**2+ Interceptions in Back-to-Back Games:** Ryan Smith - 2 vs. Alabama, Sept. 30, 2006 & 2 vs. LSU, Oct. 7, 2006 (125 games)

**3+ Players with an Interception:** 4 vs. Georgia, October 31, 2015 - Marcus Maye, Vernon Hargreaves, Keanu Neal, Jarrod Davis (7 games)

**Fumble Return for a TD:** 49 yards, Keanu Neal, at Alabama, Sept. 20, 2014 (24 games)

**Fumble Recovered in the End Zone for a TD:** Nick Washington vs. Georgia, Oct. 31, 2015 (7 games)

**Florida Recorded a Safety:** Nov. 2, 2013 vs. Georgia; Aaron Murray sacked in endzone by Loucheiz Purifoy (32 games)

**Blocked a Punt:** Loucheiz Purifoy vs. Miami, Sept. 8, 2013 (37 games)

**Blocked a Field Goal:** Sharrif Floyd vs. Louisville, Jan. 2, 2013 (Sugar Bowl) (39 games)

**Blocked a PAT:** Mike Taylor vs. Louisville, Jan. 2, 2013 (Sugar Bowl) (39 games)

**Blocked a Punt for a TD:** Blocked by Loucheiz Purifoy and recovered by Jelani Jenkins for a 36-yard touchdown vs. Louisiana, Nov. 9, 2012 (42 games)

**Blocked FG returned for a TD:** Blocked by M. Thomas, returned by R. Lewis, 52 yards vs. Florida State, Nov. 26, 2005 (132 games)

**Blocked PAT Returned for a Defensive Extra Point:** Blocked by M. Thomas, returned by D. Webb, vs. South Carolina, Nov. 12, 2005 (134 games)

**Blocked 2 Kicks in a Game (any combination: Punt, FG, PAT):** 2 vs. Louisville, Jan. 2, 2013 (Sugar Bowl); Sharrif Floyd blocked field goal, Mike Taylor blocked PAT (39 games)

**Blocked 3 Kicks in a Game (any combination: Punt, FG, PAT):** 3 vs. Kentucky, Oct. 25, 2008: William Green blocked punt, Jeffery Dumps blocked punt, Joe Haden blocked field goal (99 games)

**Blocked 2 Punts in a Game:** 2 at Vanderbilt, Nov. 6, 2010: Chris Rainey blocked two punts (69 games)

**Blocked 2 Field Goals in a Game:** Nov. 11, 2006 vs. South Carolina: 1 - Ray McDonald, 1 - Jarvis Moss (123 games)

**Player Blocked 2 Kicks in a Game (any combination: Punt, FG, PAT):** 2 at Vanderbilt, Nov. 6, 2010: Chris Rainey, two punts (69 games)

**50+ Yard Field Goal:** 52 yards, Austin Hardin at Florida State, Nov. 29, 2014 (16 games)

**Missed a PAT:** Austin Hardin vs. FAU, Nov. 21, 2015 (4 games)

**Missed a Field Goal:** Missed from 40 yards, Austin Hardin vs. Alabama, Dec. 5, 2015 (2 games)

**Player Played Both Ways:** Bryan Cox, Jr. vs. FAU, November 21, 2015 (4 games)

**Player Started Both Ways:** Loucheiz Purifoy, vs. FSU, Nov. 24, 2012; Purifoy played cornerback and running back (39 games)

**WR or RB Threw a TD Pass:** Antonio Callaway vs. Michigan (Buffalo Wild Wings Citrus Bowl), Jan. 1, 2016 (1 game)

**TD by an Offensive Lineman:** Thomas Moody vs. South Carolina, Nov. 11, 2000; Moody scored on a six-yard reception (198 games)

**Player Scored a TD Rushing & Receiving in a Game:** Jordan Cronkrite vs. South Carolina, Nov. 15, 2015 (5 games)

**4 Freshmen Scored a TD in a game:** Nov. 18, 2006 vs. Western Carolina - Riley Cooper 3 receiving, Tim Tebow 2 rushing, Jarrod Fayson 1 rushing, Brandon James 1 punt return (122 games)

**Scored a TD on the Opening Drive:** Oct. 10, 2015 at Missouri (9 games)

**Scored a TD on the First Three Possessions of a Game:** Nov. 20, 2010 vs. Appalachian State (67 games)

**Scored a TD on the First Four Possessions of a Game:** Nov. 22, 2008 vs. The Citadel (94 games)

**Scored a TD on the First Seven Possessions of a Game:** Nov. 22, 2008 vs. The Citadel (94 games)

**Converted a 2 Point Conversion:** Freddie Swain 1-yd run, Sept. 3, 2016 vs. UMass (0 games)

**Player Forced a Fumble and Recovered a Fumble in a Game:** Alex McCalister vs. Ole Miss, Oct. 3, 2015 (10 games)

**Recorded a Shutout:** Sept. 6, 2014 vs. Eastern Michigan (26 games)

**Held Time of Possession for Over 40 Minutes in a Game:** 40:48 vs. Ohio State, Jan. 8, 2007 (118 games)

**Forced an Opponent to have 5 Drives for Negative Yardage in a Game:** 6 vs. Eastern Kentucky, Nov. 22, 2014 (17 games)

**Recorded Five Fourth-Down Conversions in a Game:** Went 5-for-5 on fourth down vs. Tennessee, Sept. 26, 2015 (10 games)

## BY AN OPPONENT:

**30 Rushing Attempts:** 44, Derrick Henry, vs. Alabama, Dec. 5, 2015 (2 games)

**40 Rushing Attempts:** 44, Derrick Henry, vs. Alabama, Dec. 5, 2015 (2 games)

**100 Yards Rushing:** 109, De'Veon Smith, vs. Michigan, Jan. 1, 2016 (1 game)

**200 Yards Rushing:** 212, Marcus Lattimore, vs. South Carolina, Nov. 13, 2010 (66 games)

**2+ Players with 100+ Yards Rushing:** Josh Dobbs (136) and Jalen Hurd (102), vs. Tennessee, Sept. 26, 2015 (11 games)

**3 Rushing TDs:** 3, Jerron Seymour, vs. Vanderbilt, Nov. 9, 2013 (30 games)

**20+ Passes Completed:** 20, Jake Rudock, vs. Michigan, Jan. 1, 2016 (1 game)

**30+ Passes Completed:** 33, Faton Bauta vs. Georgia, Oct. 31, 2015 (7 games)

**40+ Passes Attempted:** 54, Blake Kemp, vs. East Carolina, Sept. 12, 2015 (13 games)

**300+ Yards Passing:** 333, Blake Kemp, vs. East Carolina, Sept. 12, 2015 (12 games)

**400+ Yards Passing:** 427, Shane Carden, vs. East Carolina, Jan. 3, 2015 (Birmingham Bowl) (15 games)

**300+ Yards Total Offense:** 206, Blake Kemp, vs. East Carolina, Sept. 12, 2015 (Kemp passed for 333 and rushed for -27) (10 games)

**100+ Yards Receiving:** 118, Calvin Jelu Chesson, vs. Michigan, Jan. 1, 2016 (1 game)

**150+ Yards Receiving:** 160, Justin Hardy, vs. East Carolina, Jan. 3, 2015 (Birmingham Bowl) (15 games)

**200+ Yards Receiving:** 201, Amari Cooper, at Alabama, Sept. 20, 2014 (24 games)

**2+ Players with 100+ Yards Receiving:** Justin Hardy (160) and Cam Worthy (130), vs. East Carolina, Jan. 3, 2015 (Birmingham Bowl) (15 games)

**3 Receiving TDs:** 3, Amari Cooper, at Alabama, Sept. 20, 2014 (24 games)

**Blocked Kick Returned for a TD:** 78, Devin Hester, Miami (Chick-Fil-A Peach Bowl), Dec. 31, 2004 (145 games)

**50+ Yard Field Goal:** 51, Roberto Aguayo, vs. Florida State, Nov. 28, 2015 (3 games)

**Kickoff Return for a TD:** 96, Marcus Murphy, Missouri, Oct. 18, 2014 (21 games)

**Punt Return for a TD:** 82, Marcus Murphy, Missouri, Oct. 18, 2014 (20 games)

**Fake Punt for a TD:** 57, Tim Sesley, SW Louisiana, Nov. 6, 1993 (289 games)

**Fake Field Goal for a TD:** 16-yard run, Trent Domingue, LSU, Oct. 17, 2015 (8 games)

**Interception Return for a TD:** 94-yard return, Terrance Smith, at Florida State, Nov. 29, 2014 (16 games)

**3+ Interceptions:** 3, Corey Webster, LSU, Oct. 12, 2002 (176 games)

**Fumble Return for a TD:** 0, Ocie Rose, FAU, Nov. 21, 2015 (4 games)

**Blocked Field Goal:** D.J. Pettway, Alabama, Dec. 5, 2015 (2 games)

**Blocked Punt:** Keith Holcombe, Alabama, Dec. 5, 2015 (2 games)

**Blocked Punt Return for a TD:** Blake Commie, Louisiana, Nov. 9, 2012 (43 games)

**Blocked Field Goal for a TD:** Thomas Carroll, Miami, Dec. 31, 2004 (Chick-Fil-A Peach Bowl); Carroll blocked the Matt Leach kick and Devin Hester returned it 78-yards for a TD (145 games)

**Blocked PAT Returned for a Defensive Extra Point:** Victor Hampston, South Carolina, Oct. 20, 2012 (45 games)

**Florida Player Tackled for a Safety:** Chris Leak vs. South Carolina, Nov. 15, 2003 (160 games)

**Florida Player Intentionally Takes a Safety:** John Brantley vs. Furman, batted ball out of endzone on botched snap, Nov., 19, 2011 (54 games)

**Florida Player Allows a Safety by Penalty:** John Brantley vs. Furman, batted ball out of endzone on botched snap, Nov., 19, 2011 (54 games)

**Missed a Field Goal:** Missed from 24 yards, Adam Griffith vs. Alabama, Dec. 5, 2015 (2 games)

**Missed a PAT:** Younghoe Koo, vs. Georgia Southern, Nov. 23, 2013 (77 games)

**Blocked a PAT:** Ni Internicola vs. FAU, Nov. 21, 2015 (4 games)

## FLORIDA 24, UMASS 7

September 3, 2016

Ben Hill Griffin Stadium at Florida Field | Gainesville, FL (Attendance: 88,121)

Score by Quarters	1	2	3	4	Score
UMass	0	7	0	0	7
Florida	7	3	0	14	24

SCORING SUMMARY				UMASS -UF
1st	03:57	UF	Callaway,A. 12 yd pass from Del Rio,L. (Pineiro,E. kick)	
			11 plays, 71 yards, TOP 5:31	0 - 7
2nd	14:18	UMASS	Comis, R. 5 yd run (Caggiano, M. kick)	
			9 plays, 75 yards, TOP 4:39	7 - 7
	00:08	UF	Pineiro,E. 40 yd field goal	
			9 plays, 30 yards, TOP 2:37	7 - 10
4th	11:14	UF	Pineiro,E. 49 yd field goal	
			6 plays, 27 yards, TOP 2:35	7 - 13
	08:04	UF	Powell,B. 26 yd pass from Del Rio,L. (Swain,F. pass from Del Rio,L.)	
			5 plays, 46 yards, TOP 1:31	7 - 21
	02:26	UF	Pineiro,E. 48 yd field goal	
			8 plays, 39 yards, TOP 3:02	7 - 24

TEAM STATISTICS	UMASS	UF
FIRST DOWNS	12	21
NET YARDS RUSHING	46	107
Rushing Attempts	35	29
NET YARDS PASSING	141	256
Completions-Attempts-Int	9-17-0	29-44-0
TOTAL OFFENSE YARDS	187	363
Total offense plays	52	73
Fumbles: Number-Lost	1-0	3-0
Penalties: Number-Yards	7-25	8-80
PUNTS-YARDS	7-288	4-178
Average Yards Per Punt	41.1	44.5
KICKOFFS-YARDS	2-126	6-386
Average Yards Per Kickoff	63.0	64.3
Punt returns: Number-Yards-TD	2-9-0	4-33-0
Kickoff returns: Number-Yds-TD	2-27-0	2-53-0
Possession Time	28:01	31:59
Third-Down Conversions	1 of 11	9 of 17
Fourth-Down Conversions	1 of 2	1 of 2
Sacks By: Number-Yards	1-6	4-33

### INDIVIDUAL STATISTICS

Passing	UMASS - R. Comis 9-17-0-141
	UF - L. Del Rio 29-44-0-256 2 TD
Rushing	UMASS - M. Young 19-59, S. Lindsay 3-4, B. Ally 2-4, J. Robinson 1-1, TEAM 1-(-1), R. Comis 9-(-20) TD
	UF - J. Scarlett 13-70, M. Thompson 6-22, L. Del Rio 6-11, J. Cronkrite 3-5, L. Perine 1-(-1)
Receiving	UMASS - A. Isabella 3-95, B. Davis 2-17, A. Breneman 2-6, J. Williams 1-24, M. Young 1-(-1)
	UF - A. Callaway 8-72 TD, B. Powell 7-73 TD, J. Hammond 5-38, D. Goolsby 3-28, J. Cronkrite 2-13, F. Swain 2-11, A. Fulwood 1-13, J. Scarlett 1-8
Sacks	UMASS - D. Downey 1.0
	UF - J. Zuniga 2.0, A. Anzalone 1.0, J. Davis 0.5, K. Davis 0.5
Interceptions	UMASS - none
	UF - none
Fumbles	UMASS - M. Young 1-0
	UF - A. Callaway 1-0, L. Perine 1-0, L. Del Rio 1-0

## SPECIAL TEAMS TACKLES

Player	UA	A	TT
Chauncey Gardner	2	0	2
Jarrad Davis	1	0	1
Ahmad Fulwood	0	1	1
Marcell Harris	0	1	1

## DRIVES

<b>Total TD Drive Time:</b>	7:02
<b>Total Offensive TD:</b>	2
<b>Average TD Time:</b>	3:31
<b>Shortest TD Drive, Yards:</b>	46 - (vs. UMass, Powell 26 yard pass from Del Rio, 5 plays, 1:31)
<b>Longest TD Drive, Yards:</b>	71 - (vs. UMass, Callaway 12 yard pass from Del Rio, 11 plays, 5:31)
<b>Shortest TD Drive Time:</b>	1:31 - (vs. UMass, Powell 26 yard pass from Del Rio, 5 plays, 46 yards)
<b>Longest TD Drive Time:</b>	5:31 - (vs. UMass, Callaway 12 yard pass from Del Rio, 11 plays, 71 yards)
<b>Most Plays on TD Drive:</b>	11 - (vs. UMass, Callaway 12 yard pass from Del Rio, 46 yards, 5:31)
<b>Fewest Plays on TD Drive:</b>	5 - (vs. UMass, Powell 26 yard pass from Del Rio, 46 yards, 1:31)

## FIELD POSITION

	Florida	Opponents
Drives Started	10	11
Avg. Starting Field Position	F31	O19
Times Started Inside Own 20	1	5
Drives Started in Opp. Territory	1	0

## WEEKLY LEADERS

### FLORIDA

Opponent	Rushes	Rush Yards	Catches	Receiving Yards	Tackles	Tackles-for-Loss	Sacks
UMass	13, J. Scarlett	70, J. Scarlett	8, A. Callaway	73, A. Callaway	9, J. Davis	2.0, J. Zuniga	2.0, J. Zuniga
Kentucky							
North Texas							
at Tennessee							
at Vanderbilt							
LSU							
Missouri							
vs. Georgia							
at Arkansas							
South Carolina							
Presbyterian							
at Florida State							

### OPPONENT

Opponent	Rushes	Rush Yards	Catches	Receiving Yards	Tackles	Tackles-for-Loss	Sacks
UMass	19, M. Young	59, M. Young	3, A. Isabella	95, A. Isabella	11, T. Lowery	1.0, 3 players	1.0, D. Downey
Kentucky							
North Texas							
at Tennessee							
at Vanderbilt							
LSU							
Missouri							
vs. Georgia							
at Arkansas							
South Carolina							
Presbyterian							
at Florida State							

## PLAYS PER DRIVE

## FLORIDA

Opponent	Off. Plays	Drives	Avg
UMass	73	10	7.3

Kentucky  
North Texas  
at Tennessee  
at Vanderbilt  
LSU  
Missouri  
vs. Georgia  
at Arkansas  
South Carolina  
Presbyterian  
at Florida State

## TOTALS:

## OPPONENT

Opponent	Off. Plays	Drives	Avg.
UMass	52	11	4.7

Kentucky  
North Texas  
at Tennessee  
at Vanderbilt  
LSU  
Missouri  
vs. Georgia  
at Arkansas  
South Carolina  
Presbyterian  
at Florida State

## TOTALS:

## OFFENSIVE TOUCHDOWN BREAKDOWN

YARDS	No. of TD	No. of TD Drives
-------	-----------	------------------

1-10		
11-20	1	
21-30	1	
31-40		
41-50		1
51-60		
61-70		
71-80		1
81-90		
91-99		

POSS. TIME	TD Drives	Plays on TD Drive
------------	-----------	-------------------

0:01-0:30		1 :
0:31-1:00		2 :
1:01-1:30		3 :
1:31-2:00	1	4 :
2:01-3:00		5 : 1
3:01-4:00		6 :
4:01-5:00		7 :
5:01-6:00	1	8 :
6:01-7:00		9 :
7:01+		10 :
OT		11+ : 1

## TAKEAWAYS

Opponent	Takeaway	Qtr.	Yd.-Line	Result	Result of Drive
n/a					
<b>TOTALS:</b>	<b>0 Takeaways</b>				

## TURNOVERS

Opponent	Turnover	Qtr.	Yd.-Line	Result	Result of Drive
n/a					
<b>TOTALS:</b>	<b>0 Turnovers</b>				

First Half Takeaways	0	First Half Turnovers	0
First Quarter	0	First Quarter	0
Second Quarter	0	Second Quarter	0
Second Half Takeaways	0	Second Half Turnovers	0
Third Quarter	0	Third Quarter	0
Fourth Quarter	0	Fourth Quarter	0
<b>TOTAL TAKEAWAYS</b>	<b>0</b>	<b>TOTAL TURNOVERS</b>	<b>0</b>
Interceptions	0	Interceptions	0
Fumble Recoveries	0	Fumbles Lost	0

**+0 TURNOVER MARGIN**

**EXPLOSIVE PLAYS**
**RUNS 10+**
**(1 run for 11 yards)**

Yards	Player	Opponent
11	Jordan Scarlett	UMass

**RECEIVING 20+**
**(3 catches for 66 yards)**

Yards	Player	Opponent
26 TD	Brandon Powell (from Del Rio)	UMass
20	Brandon Powell (from Del Rio)	UMass
20	DeAndre Goolsby (from Del Rio)	UMass

**KICK RETURNS 30+**
**(1 return for 32 yards)**

Yards	Player	Opponent
32	Antonio Callaway	UMass

**PUNT RETURNS 20+**
**(0 returns for 0 yards)**

Yards	Player	Opponent
-------	--------	----------

**DEFENSIVE RETURNS 20+**
**(0 returns for 0 yards)**

Yards	Player	Opponent
-------	--------	----------

**UF TOTALS: 5 plays for 109 yards (21.8 avg.)**
**OPPONENT BIG PLAYS**

Run (10+)	0 for 0 yards
Receiving (20+)	3 for 107 yards
Kick Returns (30+)	0 for 0 yards
Punt Returns (20+)	0 for 0 yards
Defensive Returns (20+)	0 for 0 yards

**TOTAL: 3 plays for 107 yards (35.7 avg.)**



## GAME-BY-GAME STARTERS

## OFFENSE

Game	LT	LG	C	RG	RT	QB	RB	RB/TE	WR	WR	WR
UMass	D. Sharpe	M. Ivey	C. Dillard	T. Jordan	F. Johnson	L. Del Rio	J. Scarlett	D. Goolsby	A. Callaway	B. Powell	Ja. Taylor (OL)
Kentucky											
North Texas											
at Tennessee											
at Vanderbilt											
LSU											
Missouri											
vs. Georgia											
at Arkansas											
South Carolina											
Presbyterian											
at Florida State											

## DEFENSE

Game	DE	DT	DT	DE	LB	LB	CB	CB	S	S	NICK/LB/CB
UMass	B. Cox	J. Ivie	C. Brantley	J. Sherit	J. Davis	A. Anzalone	Q. Wilson	D. Dawson	N. Washington	M. Maye	C. Williamson
Kentucky											
North Texas											
at Tennessee											
at Vanderbilt											
LSU											
Missouri											
vs. Georgia											
at Arkansas											
South Carolina											
Presbyterian											
at Florida State											

## CAREER STARTS

OFFENSE	2016	2015	2014	2013	Total	Streak	DEFENSE	2016	2015	2014	2013	Total	Streak
Antonio Callaway, WR	1	13	0	0	14	2	Marcus Maye, DB	1	12	9	2	24	13
David Sharpe, RT	1	13	0	0	14	6	Bryan Cox Jr., DL	1	12	10	0	23	1
Cam Dillard, NT	1	11	0	0	12	0	Jarrad Davis, LB	1	11	2	0	14	12
Brandon Powell, WR	1	10	2	0	13	2	Caleb Brantley, DL	1	10	1	0	12	4
Martez Ivey, OL	1	8	0	0	9	9	Quincy Wilson, DB	1	9	2	0	12	1
Antonio Riles, RG		6	0	0	6	0	Teez Tabor, DB		9	5	0	14	0
DeAndre Goolsby, TE	1	6	0	0	7	4	Joey Ivie, DL	1	5	1	0	7	1
Ahmad Fulwood, WR		2	5	0	7	0	Nick Washington, DB	1	4	0	0	5	1
Chris Thompson, WR		2	0	1	3	0	Jordan Sherit, DL	1	4	0	0	5	2
Tyler Jordan, RG	1	2	0	0	3	2	Cece Jefferson, DL		4	0	0	4	0
Fred Johnson, RT	1	2	0	0	3	2	Alex Anzalone, LB	1	2	0	0	3	1
Jordan Cronkrite, RB		1	0	0	1	0	Taven Bryan, DL		1	0	0	1	0
Jordan Scarlett, RB	1	1	0	0	2	1	Marcell Harris, DB		1	0	0	1	0
C'yontai Lewis		1	0	0	1	0	Khairi Clark, DL		1	0	0	1	0
C.J. Worton, WR		0	1	0	1	0	Duke Dawson, DB	1	0	1	0	2	1
Luke Del Rio, QB	1	0	0	0	1	1	Chris Williamson, DB	1	0	0	0	1	1
Jawaan Taylor, OL	1	0	0	0	1	1							

## NON-OFFENSIVE SCORES

**FLORIDA - 0**

**TOTALS:**

**OPPONENTS - 0**

**TOTALS:**

## 100-YARD GAMES

### 100+ Yard Receiving Games

Player	2016	2015	2014	2013	Career
Callaway	0	3	-	-	3
<b>TOTAL</b>	<b>0</b>	<b>3</b>	<b>-</b>	<b>-</b>	<b>3</b>

### 100+ Yard Rushing Games

Player	2016	Career
n/a		
<b>TOTAL</b>		

## 200-YARD GAMES

### 200+ Yard Passing Games

Player	2016	Career
Del Rio	1	1
<b>TOTAL</b>	<b>1</b>	<b>1</b>

### 200+ Yard Receiving Games

Player	2016	Career
n/a		
<b>TOTAL</b>		

## RED ZONE

**FLORIDA**

Opponent	No.	TDs	FG	Score Pct.	TD Pct.	TO	Failed Dwn.	EQ	MFG
UMass									
Kentucky									
North Texas									
at Tennessee									
at Vanderbilt									
LSU									
Missouri									
vs. Georgia									
at Arkansas									
South Carolina									
Presbyterian									
at Florida State									
<b>TOTAL</b>									

**OPPONENTS**

Team	No.	TDs	FG	Score Pct.	TD Pct.	TO	Failed Dwn.	EQ	MFG
UMass									
Kentucky									
North Texas									
at Tennessee									
at Vanderbilt									
LSU									
Missouri									
vs. Georgia									
at Arkansas									
South Carolina									
Presbyterian									
at Florida State									
<b>TOTAL</b>									

TO: Turnover; Dwn.: Loss of possession on downs; EQ: End of quarter/half/game; MFG: Missed/blocked Field Goal

## WHAT HAPPENS ON 1ST DOWN

Team	Plays	Yards	Avg.	Rush	Yards	Avg.	Pct.	Pass	Yards	Avg.	Pct.
<b>FLORIDA</b>	30	157	5.2	13	54	4.2	43.3	17	103	6.1	56.7
Opponents	21	63	3.0	17	42	2.5	81.0	4	21	5.3	19.0

## 3RD DOWN CONVERSIONS

3rd down and ...	1	2	3	4	5	6	7	8	9	10	11	12	13	14	15+	Total	Pct.
<b>FLORIDA</b>	<b>2-2</b>	<b>3-3</b>			<b>0-1</b>	<b>3-6</b>	<b>0-1</b>	<b>0-1</b>	<b>1-1</b>		<b>0-1</b>		<b>0-1</b>			<b>9-17</b>	<b>52.9</b>
UMass			0-1		1-2			0-2		0-3	0-1	0-1		0-1		1-11	9.1
<b>3rd down and ...</b>	<b>1</b>	<b>2</b>	<b>3</b>	<b>4</b>	<b>5</b>	<b>6</b>	<b>7</b>	<b>8</b>	<b>9</b>	<b>10</b>	<b>11</b>	<b>12</b>	<b>13</b>	<b>14</b>	<b>15+</b>	<b>Total</b>	<b>Pct.</b>
<b>FLORIDA TOTALS</b>	<b>2-2</b>	<b>3-3</b>			<b>0-1</b>	<b>3-6</b>	<b>0-1</b>	<b>0-1</b>	<b>1-1</b>		<b>0-1</b>		<b>0-1</b>			<b>9-17</b>	<b>52.9</b>
Opponent Totals			0-1		1-2			0-2		0-3	0-1	0-1		0-1		1-11	9.1
<b>3rd down and ...</b>	<b>1</b>	<b>2</b>	<b>3</b>	<b>4</b>	<b>5</b>	<b>6</b>	<b>7</b>	<b>8</b>	<b>9</b>	<b>10</b>	<b>11</b>	<b>12</b>	<b>13</b>	<b>14</b>	<b>15+</b>		
<b>UF PERCENTAGE</b>	<b>100.0</b>	<b>100.0</b>			<b>0.0</b>	<b>50.0</b>	<b>0.0</b>	<b>0.0</b>	<b>100.0</b>		<b>0.0</b>		<b>0.0</b>				
Opp. Percentage			0.0		50.0			0.0		0.0	0.0	0.0		0.0			

# FLORIDA OFFENSIVE SCORING DRIVES

Opponent	Plays	Net Yards	TOP	Quarter	How Acquired (Yd. Line)	Scoring Play
UMass	11	71	5:31	1	Punt (F29)	Antonio Callaway 12 yard pass from Luke Del Rio
UMass	9	30	2:37	2	Punt (F47)	Eddy Pineiro 40 yard field goal
UMass	6	27	2:35	4	Punt (F42)	Eddy Pineiro 49 yard field goal
UMass	4	46	1:31	4	Punt (M46)	Brandon Powell 26 yard pass from Luke Del Rio
UMass	8	39	3:02	4	Punt (F30)	Eddy Pineiro 48 yard field goal

# OPPONENT OFFENSIVE SCORING DRIVES

Opponent	Plays	Net Yards	TOP	Quarter	How Acquired (Yd. Line)	Scoring Play
UMass	9	75	4:39	1	Kickoff (M25)	Ross Cornis 5 yard run

**2016 Florida Football**  
**Florida Game Results (as of Sep 03, 2016)**  
**All games**

<b>Date</b>	<b>Opponent</b>		<b>Score</b>	<b>Overall</b>	<b>Conference</b>	<b>Time</b>	<b>Attend</b>
Sep 03, 2016	UMASS	W	24-7	1-0	0-0	3:17	88121

**2016 Florida Football**  
**Florida Overall Team Statistics (as of Sep 03, 2016)**  
**All games**

<b>Team Statistics</b>	<b>UF</b>	<b>OPP</b>
SCORING	24	7
Points Per Game	24.0	7.0
Points Off Turnovers	0	0
FIRST DOWNS	21	12
Rushing	7	3
Passing	14	5
Penalty	0	4
RUSHING YARDAGE	107	46
Yards gained rushing	119	81
Yards lost rushing	12	35
Rushing Attempts	29	35
Average Per Rush	3.7	1.3
Average Per Game	107.0	46.0
TDs Rushing	0	1
PASSING YARDAGE	256	141
Comp-Att-Int	29-44-0	9-17-0
Average Per Pass	5.8	8.3
Average Per Catch	8.8	15.7
Average Per Game	256.0	141.0
TDs Passing	2	0
TOTAL OFFENSE	363	187
Total Plays	73	52
Average Per Play	5.0	3.6
Average Per Game	363.0	187.0
KICK RETURNS: #-Yards	2-53	2-27
PUNT RETURNS: #-Yards	4-33	2-9
INT RETURNS: #-Yards	0-0	0-0
KICK RETURN AVERAGE	26.5	13.5
PUNT RETURN AVERAGE	8.2	4.5
INT RETURN AVERAGE	0.0	0.0
FUMBLES-LOST	3-0	1-0
PENALTIES-Yards	8-80	7-25
Average Per Game	80.0	25.0
PUNTS-Yards	4-178	7-288
Average Per Punt	44.5	41.1
Net punt average	42.2	36.4
KICKOFFS-Yards	6-386	2-126
Average Per Kick	64.3	63.0
Net kick average	43.2	36.5
TIME OF POSSESSION/Game	31:59	28:01
3RD-DOWN Conversions	9/17	1/11
3rd-Down Pct	53%	9%
4TH-DOWN Conversions	1/2	1/2
4th-Down Pct	50%	50%
SACKS BY-Yards	4-33	1-6
MISC YARDS	0	0
TOUCHDOWNS SCORED	2	1
FIELD GOALS-ATTEMPTS	3-3	0-0
ON-SIDE KICKS	0-0	0-0
RED-ZONE SCORES	(2-3) 67%	(1-1) 100%
RED-ZONE TOUCHDOWNS	(1-3) 33%	(1-1) 100%
PAT-ATTEMPTS	(1-1) 100%	(1-1) 100%
ATTENDANCE	88121	0
Games/Avg Per Game	1/88121	0/0
Neutral Site Games		0/0

<b>Score by Quarters</b>	<b>1st</b>	<b>2nd</b>	<b>3rd</b>	<b>4th</b>	<b>OT</b>	<b>Total</b>
Florida	7	3	0	14	0	24
Opponents	0	7	0	0	0	7



**2016 Florida Football**  
**Florida Overall Individual Statistics (as of Sep 03, 2016)**  
**All games**

Rushing	gp-gs	att	gain	loss	net	avg	td	lg	avg/g
Jordan Scarlett	1-1	13	70	0	70	5.4	0	11	70.0
Mark Thompson	1-0	6	22	0	22	3.7	0	6	22.0
Luke Del Rio	1-1	6	21	10	11	1.8	0	7	11.0
Jordan Cronkrite	1-0	3	6	1	5	1.7	0	4	5.0
Lamical Perine	1-0	1	0	1	-1	-1.0	0	0	-1.0
Total	1	29	119	12	107	3.7	0	11	107.0
Opponents	1	35	81	35	46	1.3	1	8	46.0

Passing	gp-gs	effic	comp-att-int	pct	yds	td	lg	avg/g
Luke Del Rio	1-1	129.78	29-44-0	65.9	256	2	26	256.0
Total	1	129.78	29-44-0	65.9	256	2	26	256.0
Opponents	1	122.61	9-17-0	52.9	141	0	53	141.0

Receiving	gp-gs	no.	yds	avg	td	lg	avg/g
Antonio Callaway	1-1	8	72	9.0	1	13	72.0
Brandon Powell	1-1	7	73	10.4	1	26	73.0
Josh Hammond	1-0	5	38	7.6	0	12	38.0
DeAndre Goolsby	1-1	3	28	9.3	0	20	28.0
Jordan Cronkrite	1-0	2	13	6.5	0	9	13.0
Freddie Swain	1-0	2	11	5.5	0	10	11.0
Ahmad Fulwood	1-0	1	13	13.0	0	13	13.0
Jordan Scarlett	1-1	1	8	8.0	0	8	8.0
Total	1	29	256	8.8	2	26	256.0
Opponents	1	9	141	15.7	0	53	141.0

Punt Returns	no.	yds	avg	td	lg
Antonio Callaway	4	33	8.2	0	17
Total	4	33	8.2	0	17
Opponents	2	9	4.5	0	6

Interceptions	no.	yds	avg	td	lg
Total	0	0	0.0	0	0
Opponents	0	0	0.0	0	0

Kick Returns	no.	yds	avg	td	lg
Antonio Callaway	1	32	32.0	0	32
Dre Massey	1	21	21.0	0	21
Total	2	53	26.5	0	32
Opponents	2	27	13.5	0	15

Fumble Returns	no.	yds	avg	td	lg
Total	0	0	0.0	0	0
Opponents	0	0	0.0	0	0

**2016 Florida Football**  
**Florida Overall Individual Statistics (as of Sep 03, 2016)**  
**All games**

Scoring			PAT						
	td	fg	kick	rush	rcv	pass	dxp	saf	pts
Eddy Pineiro	-	3-3	1-1	-	-	-	-	-	10
Brandon Powell	1	-	-	-	-	-	-	-	6
Antonio Callaway	1	-	-	-	-	-	-	-	6
Freddie Swain	-	-	-	-	1	-	-	-	2
Luke Del Rio	-	-	-	-	-	1-1	-	-	0
Total	2	3-3	1-1	-	1	1-1	-	-	24
Opponents	1	-	1-1	-	-	-	-	-	7

Total Offense	g	plays	rush	pass	total	avg/g
Luke Del Rio	1	50	11	256	267	267.0
Jordan Scarlett	1	13	70	0	70	70.0
Mark Thompson	1	6	22	0	22	22.0
Jordan Cronkrite	1	3	5	0	5	5.0
Lamical Perine	1	1	-1	0	-1	-1.0
Total	1	73	107	256	363	363.0
Opponents	1	52	46	141	187	187.0

Field Goals	fg	pct.	01-19	20-29	30-39	40-49	50-99	lg	blk
Eddy Pineiro	3-3	100.0	0-0	0-0	0-0	3-3	0-0	49	0

FG Sequence	Florida	Opponents
UMass	(40),(49),(48)	-

Numbers in (parentheses) indicate field goal was made.

Punting	no.	yds	avg	lg	tb	fc	i20	50+	blk
Johnny Townsend	4	178	44.5	52	0	2	2	1	0
Total	4	178	44.5	52	0	2	2	1	0
Opponents	7	288	41.1	56	0	1	1	1	0

Kickoffs	no.	yds	avg	tb	ob	retn	net	ydln
Eddy Pineiro	6	386	64.3	4	0			
Total	6	386	64.3	4	0	13.5	43.2	21
Opponents	2	126	63.0	0	0	26.5	36.5	28

**2016 Florida Football**  
**Florida Overall Individual Statistics (as of Sep 03, 2016)**  
**All games**

All Purpose	g	rush	rcv	pr	kr	ir	total	avg/g
Antonio Callawa	1	0	72	33	32	0	137	137.0
Jordan Scarlett	1	70	8	0	0	0	78	78.0
Brandon Powell	1	0	73	0	0	0	73	73.0
Josh Hammond	1	0	38	0	0	0	38	38.0
DeAndre Goolsb	1	0	28	0	0	0	28	28.0
Mark Thompson	1	22	0	0	0	0	22	22.0
Dre Massey	1	0	0	0	21	0	21	21.0
Jordan Cronkrite	1	5	13	0	0	0	18	18.0
Ahmad Fulwood	1	0	13	0	0	0	13	13.0
Luke Del Rio	1	11	0	0	0	0	11	11.0
Freddie Swain	1	0	11	0	0	0	11	11.0
Lamical Perine	1	-1	0	0	0	0	-1	-1.0
Total	1	107	256	33	53	0	449	449.0
Opponents	1	46	141	9	27	0	223	223.0

**2016 Florida Football**  
**Florida Overall Defensive Statistics (as of Sep 03, 2016)**  
**All games**

##	Defensive Leaders	gp-gs	Tackles				Sacks no-yds	Pass defense			Fumbles		blkd	
			ua	a	tot	tfl/yds		int-yds	brup	qbh	rcv-yds	ff	kick	saf
40	Jarrad Davis	1-1	2	7	9	0.5-8	0.5-8	.	1	.	.	.	.	.
34	Alex Anzalone	1-1	3	3	6	1.0-6	1.0-6	.	1	.	.	.	.	.
8	Nick Washington	1-1	4	1	5	.	.	.	.	.	.	.	.	.
20	Marcus Maye	1-1	4	1	5	.	.	.	.	.	.	.	.	.
17	Jordan Sherit	1-1	2	2	4	.	.	.	.	1	.	.	.	.
92	Jabari Zuniga	1-0	4	.	4	2.0-10	2.0-10	.	.	.	.	.	.	.
23	Chauncey Gardner	1-0	3	.	3	.	.	.	1	.	.	.	.	.
1M	Daniel McMillian	1-0	.	3	3	.	.	.	.	.	.	.	.	.
6	Quincy Wilson	1-1	2	.	2	1.0-1	.	.	.	.	.	.	.	.
1W	Chris Williamson	1-1	1	1	2	.	.	.	.	.	.	.	.	.
26	Marcell Harris	1-0	.	2	2	.	.	.	.	.	.	.	.	.
95	Keivonnis Davis	1-0	1	1	2	0.5-9	0.5-9	.	.	.	.	.	.	.
29	Jeawon Taylor	1-0	.	2	2	.	.	.	.	.	.	.	.	.
98	Luke Ancrum	1-0	.	1	1	.	.	.	.	.	.	.	.	.
5	Ahmad Fulwood	1-0	.	1	1	.	.	.	.	.	.	.	.	.
54	Khairi Clark	1-0	.	1	1	.	.	.	.	.	.	.	.	.
57	Caleb Brantley	1-1	1	.	1	.	.	.	.	.	.	.	.	.
7	Duke Dawson	1-1	1	.	1	.	.	.	1	.	.	1	.	.
99	Jachai Polite	1-0	1	.	1	.	.	.	.	.	.	.	.	.
50	Jeremiah Moon	1-0	.	1	1	.	.	.	.	.	.	.	.	.
94	Bryan Cox	1-1	1	.	1	.	.	.	.	1	.	.	.	.
96	CeCe Jefferson	1-0	.	1	1	.	.	.	.	1	.	.	.	.
91	Joey Ivie	1-1	.	.	.	.	.	.	.	1	.	.	.	.
Total		1	30	28	58	5-34	4-33	.	4	4	.	1	.	.
Opponents		1	43	34	77	4-10	1-6	.	5	3	.	2	.	.

## All games

Fumble Returns	no.	yds	avg	td	lg	no.	yds	avg	td	lg
Total	0	0	0.0	0	0					
Opponents	0	0	0.0	0	0					

**2016 Florida Football**  
**Florida Individual Season/Career Statistics (as of Sep 03, 2016)**  
**All games**

	SEASON								CAREER							
All Purpose	g	rush	rcv	pr	kr	ir	total	avg/g	g	rush	rcv	pr	kr	ir	total	avg/g
Antonio Callaway	1	0	72	33	32	0	137	137.0	15	19	750	468	111	0	1348	89.9
Jordan Scarlett	1	70	8	0	0	0	78	78.0	10	251	9	0	0	0	260	26.0
Brandon Powell	1	0	73	0	0	0	73	73.0	26	101	610	0	608	0	1319	50.7
Josh Hammond	1	0	38	0	0	0	38	38.0	1	0	38	0	0	0	38	38.0
DeAndre Goolsb	1	0	28	0	0	0	28	28.0	22	0	305	0	0	0	305	13.9
Mark Thompson	1	22	0	0	0	0	22	22.0	1	22	0	0	0	0	22	22.0
Dre Massey	1	0	0	0	21	0	21	21.0	1	0	0	0	21	0	21	21.0
Jordan Cronkrite	1	5	13	0	0	0	18	18.0	14	162	102	0	0	0	264	18.9
Ahmad Fulwood	1	0	13	0	0	0	13	13.0	39	0	400	0	0	0	400	10.3
Freddie Swain	1	0	11	0	0	0	11	11.0	1	0	11	0	0	0	11	11.0
Luke Del Rio	1	11	0	0	0	0	11	11.0	1	11	0	0	0	0	11	11.0
Lamical Perine	1	-1	0	0	0	0	-1	-1.0	1	-1	0	0	0	0	-1	-1.0
Total	1	107	256	33	53	0	449	449.0								
Opponents	1	46	141	9	27	0	223	223.0								

Field Goals	att	good	long	blkd	att	good	long	blkd
Eddy Pineiro	3	3	49	0	3	3	49	0
Total	3	3	49	0				
Opponents	0	0	0	0				

Punting	no.	yds	avg	lg	blk	no.	yds	avg	lg	blk
Johnny Townsend	4	178	44.5	52	0	116	5160	44.5	61	0
Total	4	178	44.5	52	0					
Opponents	7	288	41.1	56	0					

Kickoffs	no.	yds	avg	tb	ob	no.	yds	avg	tb	ob
Eddy Pineiro	6	386	64.3	4	0	6	386	64.3	4	0
Total	6	386	64.3	4	0					
Opponents	2	126	63.0	0	0					

#	Defensive Leaders	gp	ua	a	total	tfl	sack	int	pbu	fr	ff	blk
40	Jarrad Davis	1	2	7	9	0.5	0.5	.	1	.	.	.
34	Alex Anzalone	1	3	3	6	1.0	1.0	.	1	.	.	.
8	Nick Washington	1	4	1	5	0.0	.	.	.	.	.	.
20	Marcus Maye	1	4	1	5	0.0	.	.	.	.	.	.
17	Jordan Sherit	1	2	2	4	0.0	.	.	.	.	.	.
92	Jabari Zuniga	1	4	.	4	2.0	2.0	.	.	.	.	.
1M	Daniel McMillian	1	.	3	3	0.0	.	.	.	.	.	.
23	Chauncey Gardner	1	3	.	3	0.0	.	.	1	.	.	.
26	Marcell Harris	1	.	2	2	0.0	.	.	.	.	.	.
1W	Chris Williamson	1	1	1	2	0.0	.	.	.	.	.	.
6	Quincy Wilson	1	2	.	2	1.0	.	.	.	.	.	.
29	Jeawon Taylor	1	.	2	2	0.0	.	.	.	.	.	.
95	Keivonnis Davis	1	1	1	2	0.5	0.5	.	.	.	.	.
7	Duke Dawson	1	1	.	1	0.0	.	.	1	.	1	.
94	Bryan Cox	1	1	.	1	0.0	.	.	.	.	.	.
50	Jeremiah Moon	1	.	1	1	0.0	.	.	.	.	.	.
99	Jachai Polite	1	1	.	1	0.0	.	.	.	.	.	.
57	Caleb Brantley	1	1	.	1	0.0	.	.	.	.	.	.
54	Khairi Clark	1	.	1	1	0.0	.	.	.	.	.	.
98	Luke Ancrum	1	.	1	1	0.0	.	.	.	.	.	.
5	Ahmad Fulwood	1	.	1	1	0.0	.	.	.	.	.	.
96	CeCe Jefferson	1	.	1	1	0.0	.	.	.	.	.	.
91	Joey Ivie	1	.	.	.	0.0	.	.	.	.	.	.
	Total	1	30	28	58	5	4	.	4	.	1	.
	Opponents	1	43	34	77	4	1	.	5	.	2	.