

CINCINNATI SOCCER

2015 CINCINNATI WOMEN'S SOCCER GUIDE



BEARCATS
Welcome to Gettler
Stadium and

BEARCATS	18:07	GUEST
0-0		1
C KICKS	SHOTS	SHOTS C KICKS
0	2	1 0


NeuroCare Under Armour Health

WELCOME TO GETTLER STADIUM

HOME OF THE CINCINNATI BEARCATS



UNDER ARMOUR

A full-page advertisement featuring Kelley O'Hara, a U.S. National Team defender, in motion. She is wearing a dark blue Under Armour V-neck t-shirt and patterned leggings, running on a dark surface with two white Under Armour soccer balls. The background is a blurred stone wall. The text "IT DOESN'T MATTER WHAT OTHERS THINK. IT'S WHAT YOU BELIEVE." is overlaid in large white letters. Below this, the Under Armour logo and the slogan "I WILL WHAT I WANT" are displayed. At the bottom right, her name and team affiliation are listed, and the website "UA.COM" is partially visible.

IT DOESN'T
MATTER WHAT
OTHERS THINK.
IT'S WHAT
YOU BELIEVE.



UNDER ARMOUR.

I WILL WHAT I WANT

KELLEY O'HARA
DEFENDER, U.S. NATIONAL TEAM



UA.COM



QUICK FACTS

General

Location	Cincinnati, OH 45221
Enrollment	43,600
Nickname	Bearcats
Colors	Red & Black
Conference	The American
Founded	1819
Affiliation	NCAA Division I
President	Santa Jeremy Ono, PhD
Alma Mater, Year	University of Chicago
Director of Athletics	Mike Bohn
Alma Mater, Year	Kansas '83/Ohio '84
Faculty Representative	Dr. David M. Szymanski

Coaching Staff

Head Coach	Neil Stafford
Alma Mater	Southern New Hampshire
Year at UC	Third
Associate Head Coach	Nate Lie
Alma Mater	Miami (OH)
Year at UC	Third
Assistant Coach	Matt Cosinuke
Alma Mater	Florida Atlantic
Year at UC	Second
Volunteer Assistant	Tiffany Roberts
Alma Mater	Santa Clara
Year at UC	First

Sports Communications

Ryan Koslen	ryan.koslen@uc.edu
Assistant AD	FB
Andre Foushee	andre.foushee@uc.edu
Senior Director	MBB, MGOLF
Cory Hall	cory.hall@uc.edu
Senior Director	WSOC, CC/TF, FB (2nd)
Michael Scholl	michael.scholl@uc.edu
Senior Director	MSOC, SWIM, WLAX
Katie Botsis	katie.botsis@uc.edu
Director	WGOLF, WBB, WTEN
Alex Lange	alex.lange@uc.edu
Assistant Director	BASE, VB

TABLE OF CONTENTS

The University of Cincinnati	3
The City of Cincinnati	4
Support Services	5-6
Strength & Conditioning/Under Armour Apparel	7
Sports Medicine	8
Gettler Stadium	9
President Dr. Santa J. Ono	10
Director of Athletics Mike Bohn	11
Roster	12-13
Coaches	14-17
Seniors	18-21
Juniors	22-27
Sophomores	28-31
Freshmen	31-33
2014 Year In Review	33-36
Individual Records	37-38
Honors and Awards	39-42
Year-by-Year Statistical Leaders	43-44
Year-by-Year Team Statistics	45
Series Records	46-51
Year-by-Year Results	52-56
All-Time Roster	57-58
All-Time Statistical Roster	59-60

MEDIA INFORMATION

Sports Communications

The University of Cincinnati Sports Communications Office is ready to assist you in every way possible to make the experience of covering UC Athletics productive and rewarding. For this reason, we have developed policies and procedures which will require cooperation on the part of the media. Not complying with these policies will result in the refusal of credentials/access.

On the Web

Information on all University of Cincinnati athletic teams is available at www.GoBEARCATS.com. To receive

the UC updates via email, please send a request to Cory Hall (cory.hall@uc.edu). Information on the American Athletic Conference and all member institutions is also available through the league's web site at www.TheAmerican.org.

Media Credentials

Requests for official working media credentials should be directed to the UC Sports Communications Office.

THE UNIVERSITY OF CINCINNATI

A RECORD-SETTING YEAR

- » Projections call for another record-setting overall enrollment and significant gains in diversity, academic profile and retention for the 2015-16 year.
- » There are several other potential records for Uptown Campus baccalaureate degree-seeking freshmen in 2015, according to early projections
- » First-year retention rate: 87 percent (up 0.5 percent last year)
- » Average ACT score: 25.7 (up from 25.5 last year)
- » Average SAT score: 1163 (up from 1153 last year)
- » Average high school GPA: 3.471 (up from 3.458 last year)
- » National Merit/Achievement Scholarship recipients: 50 (up from 48 last year)
- » An overall 2.6 percent increase in freshmen students of color for a total of 20.6 percent, compared to last year's 18 percent.
- » An overall increase (137 students) in international students for a total of 3,330, compared to last year's 3,193.

AN INSTITUTION ON THE RISE

- » The University of Cincinnati was again named in the Top Tier of the country's "Best National Universities" and moved up six spots to 129th in the 2015 special issue. In the past four years, UC has jumped a remarkable 27 places on the list. No other university in the top 130 has jumped as many places in only five years.
- » Last year, UC also made the list of the top 13 colleges with the best co-op or internship opportunities.
- » UC has numerous programs ranked among the top 100 public universities in the nation, including 50 in the Top 50.
- » The MBA program rose a total of 39 spots for its full-time program and 69 spots for its part-time program. Both rankings exemplified the largest increase of any school in the nation, leading U.S. News & World Report to call the UC move "one of the most noteworthy changes" in the most current rankings.
- » U.S. News has ranked UC in the Top Tier of America's Best Colleges and as one of 15 "up and coming" universities.
- » The Chronicle of Higher Ed. calls UC a "research heavyweight."
- » Travel & Leisure Magazine ranked UC among America's Most Beautiful College Campuses.
- » UC was the first public institution in Ohio named a "green university" by Princeton Review.
- » Classified as a Research University (Very High Research Activity) by the Carnegie Commission, UC is ranked as one of America's top 25 public research universities by the National Science Foundation.
- » Money Magazine's "Elite Values in Higher Education," Kaplan's "Unofficial, Unbiased Insider's Guide to the 320 Most Interesting Colleges,"



Octamer's "College Match: A Blueprint for Choosing the Best School for You" and Yahoo's "Internet Life" have all ranked the University of Cincinnati's programs among the best in the nation.

- » HomeTalk.com listed UC's Morgens Hall among its national list of 7 university residence halls with must-have features. Morgens was included for its sustainability features.

LARGE PUBLIC UNIVERSITY

- » The University of Cincinnati enrolls more than 43,500 students, including its Blue Ash and Clermont campuses, each year in a diverse collection of 13 colleges and divisions – from the College-Conservatory of Music to the College of Medicine, law to engineering, business to arts and sciences.
- » The university offers more than 300 majors and degree programs from the associate to doctoral level.

WORLD-RENOWNED PROGRAMS

- » The College & Conservatory of Music (CCM) is ranked in the top 10 music schools nationally.
- » The Criminal Justice and Pediatrics programs are each ranked third in the nation, the College of Design Architecture Art & Planning (DAAP) annually has its design programs ranked in the top three nationally and its architecture program in the top 10.

COOPERATIVE EDUCATION


- » Co-op was invented at the University of Cincinnati in 1906. Now, over 100 years and 43 countries later, generations of students worldwide have followed our lead.
- » Today, UC's co-op program is listed among the nation's best in US News & World Report rankings.

UC BY THE NUMBERS ...

372	// Programs of Study
16 to 1	// Student/Faculty Ratio
117	// Buildings on Campus
43,691	// Total Enrollment

“ Among the top tier of the Best National Universities.”

» US News and World Report, September 2012



“ One of the nation's top Green Universities.”

» Princeton Review, April 2011




“ UC has one the world's most beautiful campuses.”

» Forbes Magazine/Delta Sky Magazine, 2011

THE CITY OF CINCINNATI



AN INSIDE LOOK



THE QUEEN CITY

Amidst the gently rolling hills along the Ohio River, Cincinnati spreads from the southwestern corner of Ohio into Northern Kentucky and southeastern Indiana.

CINCINNATI FORTUNE 500s

Cincinnati added another company to the Fortune 500 list this year, bringing the Queen City's total to 10 on the annual ranking of the largest public companies in the U.S. with another four in the top 1000.

Ohio emerged as home to the fifth-largest share of Fortune 500 companies in the nation in the annual ranking, with a total of 27 Fortune 500 companies in the latest ranking, up four companies from 2010.

- » Kroger
- » Procter & Gamble
- » Macy's
- » Ashland
- » Omnicare
- » Fifth Third Bancorp
- » General Cable Corp.
- » American Financial Group
- » AK Steel
- » Western & Southern Financial

GETTING METROPOLITAN

The metropolitan Cincinnati population is 2.1 million. The metro area consists of Hamilton, Clermont and Warren Counties in Ohio; Boone, Campbell and Kenton Counties in Kentucky; and Dearborn County, Indiana. The city's population is about 356,000 and covers an area of 77.2 square miles.

A GREAT PLACE TO LIVE

Cincinnati was named 'A Top-10 Value City' by Kiplinger magazine. Cincinnati's vibrant economy, low cost of living and great amenities helps companies retain current employees and recruit new ones.

CINCINNATI USA'S MOST RECENT DESIGNATIONS:

- » One of 15 places in the World to Visit in 2015 by Jetsetter.com
- » One of Six Small Cities with Big Food Scenes, USA Today
- » One of the 20 Best Cities for 20-Somethings, Greatist
- » Fifth-best Foodie City for Your Wallet, WalletHub, 2014
- » One of Five Cities with up-and-coming Downtowns, Fortune
- » Best Regional Airport by Skytrax
- » Best ER Care by Healthgrades
- » Most Affordable by Forbes Magazine
- » Best for New Business by Site Selection Magazine
- » Healthiest City by Men's Health Magazine
- » Best City for Nightlife by Forbes Magazine
- » Town of Best-Kept Secrets by Travel & Leisure Magazine
- » Worth the Trip by Oprah Magazine
- » America's Most Livable Communities
- » Cities that Rock by Esquire Magazine
- » Top Fun City by Money Magazine

ACCOLADES AND AWARDS

National praise keeps coming for Cincinnati and the city's improved image has been the subject of numerous articles placed in publications such as USA Today, CNN.com and Esquire Magazine. Cincinnati is recognized not only as a top destination for all ages,

but also a community that strives for innovation, quality of life and regional growth.

AN ALL-STAR CITY

The Cincinnati Reds and the City of Cincinnati played host to the 86th Major League Baseball All-Star Game in July 2015. The nearly week-long event included The Color Run MLB All-Star 5k, T-Mobile All-Star FanFest, Budweiser MLB All-Star Concert, the All-Star Legends and Celebrity Softball game, the MLB All-Star Summer Pepsi Block Party, the Gillette Home Run Derby and was capped off by the 86th MLB All-Star Game at Great American Ball Park.

AN ATTRACTIVE DESTINATION

Cincinnati's attractions were recognized as top vacation spots for families, in the Zagat Survey's U.S. Family Travel Guide, in association with Parenting Magazine. Numerous Cincinnati attractions top rankings among a list of over 1,000 sites and attractions in the United States.

- » Cincinnati is home to the NFL's Cincinnati Bengals and MLB's Cincinnati Reds.
- » Newport Aquarium was named the No. 1 aquarium in the Midwest and one of the 25 top rated attractions in the country.
- » Cincinnati Zoo & Botanical Garden ranked 13th of 50 national attractions.
- » Cincinnati Art Museum tied with four museums, including the Metropolitan Art Museum in New York and the Art Institute in Chicago, for best art museum.
- » Kings Island ranked 4th overall in "child appeal" category.
- » Newport on the Levee topped the national list of malls and shopping centers.
- » Cincinnati Museum Center at Union Terminal and Great American Ball Park received top rankings as well.

ACADEMIC EXCELLENCE

FALL 2014 IN REVIEW

- 3.137 // Department GPA**
14 // Teams with 3.0 GPA or better
4 // Programs with record GPA
25 // TopCats (4.0 GPA)
192 // Dean's List (3.4 GPA)
292 // Bearcat Honor Roll (3.0 GPA)

Fall 2013 TopCats: Mason Antoun (FB), Camaron Beard (FB), Tony Miliano (FB), Kyle Taubenheim (FB), Jonathan Cottrell (MSOC), Emily Elsbrock (WSOC), Ellie Zadina (WSOC), Michael Arnold (MSWIM), Mitch Beerse (MSWIM), Amanda Coffey (WSWIM), Catherine Dunne (WSWIM), Iuliia Fedoreeva (WSWIM), Milli Puth (WSWIM), Shelby Spitz (WSWIM), Kelly Poggensee-Wei (TEN), Hannah Willie (TEN), Joe Ratterman (MTF), Adrian Valles Inarrea (MTF), Erin Kennedy (WTF), April McPherson (WTF), Grace O'Donnell (WTF), Sarah Rasnick (WTF), Madi Lang (VB), Emma Roberson (VB), Parker Shepherd (VB)



SPRING 2015 IN REVIEW

- 3.178 // Department GPA**
15 // Teams with 3.0 GPA or better
6 // Programs with record GPA
33 // TopCats (4.0 GPA)
175 // Dean's List (3.4 GPA)
295 // Bearcat Honor Roll (3.0 GPA)

Spring 2014 TopCats: Bryan Chenoweth (BASE), Connor McVey (BASE), Mitch Patishall (BASE), John Nemes (CC), Antonio Kinard (FB), Daniel Nfodjo (FB), Idarius Ray (FB), Kyle Taubenheim (FB), Courtney Curtis (LAX), Jonathan Cottrell (MSOC), Nick Frank (MSOC), Megan Cravenor (WSOC), Emma Dwenger (WSOC), Alexa Fiehrer (WSOC), Vanessa Gilles (WSOC), Taylor Pavlika (WSOC), Amanda Coffey (WSWIM), Kirsten Rissover (WSWIM), Sammie Wheeler (WSWIM), Ali Miller (TEN), Kelly Poggensee-Wei (TEN), Hannah Wille (TEN), Brian Barney (MT&F), Ian Silver (MT&F), Frida Akerstrom (WT&F), Nicole Breeden (WT&F), Grace O'Donnell (WT&F), Anne Pace (WT&F), Taylor Rosenhagen (WT&F), Jamie Netisingha (VB), Me'Ashah Nicholson (VB), Emma Roberson (VB), Parker Shepherd (VB),



- » For 14 straight grading periods beginning in 2010 and in 20 of the last 21 grading periods, our student-athletes have earned a cumulative GPA above a 3.0.
- » 14 of 17 teams posted a 3.0 cumulative GPA or higher for the 2014-2015 academic year.
- » A record breaking 42% of Bearcats student-athletes were named to the Dean's List, earning a 3.4 GPA or higher in fall 2014 and 41% in the spring 2015 semester.
- » A record 58 student-athletes achieved a 4.0 GPA during the fall or spring semester.
- » Five programs posted record breaking semester GPAs during the 2015-2015 academic year. Women's soccer (3.533), women's tennis (3.645) and men's track (3.229) set records in the fall but proceeded to break them again in the spring. Women's track posted a 3.457 in the fall while volleyball posted a 3.648 in spring 2015.
- » Men's Swimming, Men's Outdoor Track, Women's Golf, and Tennis (second consecutive year) received the NCAA Public Recognition Award for their APR score of 1000.
- » Ian Happ, was named First Team Capital One Academic All-America by CoSIDA.
- » Jae Atkinson, Women's Soccer was voted by CoSIDA to the 2014 Capital One Second Team Academic-All District.
- » Brian Barney was named Second Team Capital One Academic All-America by CoSIDA, the 2014-2015 American Athletic Conference Scholar-Athlete of the Year and a finalist for the Male Arthur Ashe Jr. Sports Scholar of the Year and was named to the 1st team.

2014-15 GRADUATES

Baseball: Ryan Atkinson, Bryan Chenoweth, J.P. Jackson

Men's Basketball: Ge'Lawn Guyn, Jermaine Sanders

Women's Basketball: Alysha Lovett, Chelsea Jamison

Football: Mason Antoun, Clemente Casseus, Michael Colosimo, Dominic Mainello, Parker Ehinger, Kevin Hyland, Rod Moore, Max Morrison, Rob Rice, Kyle Taubenheim, Shaq Washington, Hosey Williams, Kirk Willis, Chad Hannah, Brandon Mitchell

Men's Golf: Jared Howard, John Michael O'Toole, Baxter Reeves, Michael Wolf

Women's Golf: Mackenzie Moir

Women's Lacrosse: Megan Bell, Ashley Helmraht, Jillian Magnotta

Men's Soccer: Will Deobold, Matt Remaley, Ashani Walker, Jonathan Cottrell, Alan Rovira

Women's Soccer: Megan Cravenor, Alexa Fiehrer, Mackenzie Grause, Christi Mason, Evi Ranson, Kate Schmidt, Kristina Utley, Mollie Williams,

Men's Swimming & Diving: Roberto Nevarez, Tim O'Brien, Michael Palleros

Women's Swimming & Diving: Kendra Bierman, Meghan Calvaruso, Aleksandra Kaminska, Helena Pikhartova, Kirsten Rissover, Brenna Stout, Samantha Wheeler


Women's Tennis: Kristina Georgieva

Men's Track & Field: Brian Barney, Cody Curry, Kevin Fink, Nick Kowaleski, Michael Nwankwo, Tyler Ross

Women's Track & Field: Mekayla Breland, Hannah Christ, Ashley Earman, Jalisa Jarrett, Taylor Rosenhagen, Shanice Smith, Emelie Larsson

Volleyball: Jamie Netisingha, Me'Ashah Nicholson, Megan Turner, Caitlin Ogletree


STUDENT-ATHLETES OF THE MONTH



JON COTTRELL




JAE ATKINSON



ERIC LEFELD



AMELIA WEGMAN



MICHAEL ARNOLD




HELENA PIKHARTOVA



JOHN MICHAEL O'TOOLE



SHANICE SMITH



IAN HAPP

SUPPORT SERVICES

COMMUNITY SERVICE

The Cincinnati Bearcats take pride in their athletic and academic accomplishments. They also hold a unique place for their Cincinnati community and express that through engaging outside of sport. Each of our 19 teams does their part each year to give back to the community that supports them.

During the 2014-15 academic year, UC student-athletes completed over 2,968 hours of community service, visiting over 50 separate sites.

Within the athletic department we have two annual community engagement initiatives that are organized by UC student-athletes.

Playdate with the Bearcats grew out of the relationship between the Cincinnati football team and Mitch Stone, a young cancer patient who was adopted by the team during their 2009 record-breaking season. Today, Mitch is healthy and cancer-free. With help from the team, Mitch's family started Mitch's Mission so that they could continue helping kids facing similar health challenges.

Each February, Mitch's Mission and UC partner to host Playdate with the Bearcats. The fundraiser benefits pediatric cancer and blood disease patients at Cincinnati Children's Hospital. The event is designed as a carnival-like, family-fun event, featuring UC student-athletes from the football team and other varsity sports along with the Bearcat mascot. The day also offers cornhole, kid-friendly drills put together by UC coaches, swimming, rock-climbing, face painting, food and music.

The second major event sponsored by UC student-athletes is Gatorade Pong which. Put on annually by the Student-

Athlete Advisory Committee, it is a tournament style event with raffles, prizes and food. All of the proceeds go to Mother's Against Drunk Driving to promote education and safe driving. The event includes representation from all of our teams as well as faculty, staff and the Cincinnati community.

COMMUNITY ENGAGEMENT PARTNERS

- Adopt a Family
- American Cancer Society
- Blue Ash Childcare Center
- Boys and Girls Club
- Cincinnati Children's Hospital
- Dragonfly Foundation
- Earth Day Clean Up
- Freestore Foodbank
- Girls on the Run
- Habitat for Humanity
- Into the Streets
- Making Strides Against Breast Cancer
- Mercy Health
- Our Daily Bread
- Playdate with the Bearcats
- Reds Urban Youth Academy
- Relay for Life
- Ronald McDonald House
- Special Olympics
- UCATS Thank-A-Thon
- vs. Cancer Foundation

» DURING THE 2014-15 ACADEMIC YEAR, UC STUDENT-ATHLETES COMPLETED OVER 2,968 HOURS OF COMMUNITY SERVICE.



SUPPORT SERVICES

STRENGTH & CONDITIONING



Strength and conditioning is one of the most important ingredients of any successful college athletic department. To help the Bearcats' student-athletes maximize their athletic potential, UC combines a modern, comprehensive facility with the latest techniques in sports performance.

The goal of the strength and conditioning program is to develop the total athlete. The strength and conditioning staff works with UC student-athletes in the following areas: strength/power, agility/skill development, nutrition, mental toughness, speed, flexibility, conditioning and injury prevention to lead to total athlete development.

No area is given greater attention and emphasis than strength and conditioning.



With the opening of the Richard E. Lindner Athletics Center, the Bearcats utilize a 22,000-square-foot strength training facility, one of the largest in the nation. The facility includes state-of-the-art equipment and an artificial turf warm-up area, trimmed in the same surface UC plays on at Nippert Stadium, Gettler Stadium and Marge Schott Stadium.

In 2013, the mirror-covered space received an overhaul, including painting, new Olympic weights, 36 racks, a new top-of-the-line flooring system

Space within the weight room was also redistributed in a more efficient manner, allowing multiple teams and groups to work out at the same time.



In the summer of 2014, a nutrition bar was added; ensuring UC student-athletes will have access to pre- and post-workout nutritional shakes and NCAA-regulated supplements.

Joe Walker heads up the football strength and conditioning staff and is assisted by former UC standout running back Orlando Smith, David Neill and graduate assistants Reid Kagy.

Mike Rehfeldt oversees the men's basketball program while Kelly Powers leads the women's basketball and Olympic sports effort along with the help of Lauren Kelly.

UNDER ARMOUR APPAREL



UNDER ARMOUR.

The University of Cincinnati department of athletics officially welcomed Under Armour to the family Wednesday, as the global performance brand began its tenure as the official outfitter for UC's intercollegiate athletics program starting July 1, 2015.

The long-term partnership was originally announced on April 2, 2015.

As part of the multi-year agreement, Under Armour will exclusively design and supply the footwear, apparel and equipment for training and gameday uniforms for each of UC's 19 men's and women's varsity athletic teams beginning in the 2015-16 season.

In addition to outfitting the Bearcats, the brand plans to integrate the University into its wide-ranging storytelling efforts, including global marketing campaigns, social

media initiatives, in-store promotions and grassroots activations.

"Our talented players, coaches and staff are excited to share this new relationship with our dedicated fans and demonstrate how two hot brands will take the Bearcats to new heights," Director of Athletics Mike Bohn said. "Under Armour has made a significant commitment to UC which will allow us to strive for even more significant achievements. We share a passion to provide our student-athletes with all the cutting edge tools to compete at the highest level."

This new affiliation further expands Under Armour's leadership in providing proven performance benefits to college athletes on all playing fields. Cincinnati is the brand's fifteenth Division 1 all-school partnership.



SUPPORT SERVICES

SPORTS MEDICINE

The University of Cincinnati's sports medicine program is responsible not only for helping student-athletes make speedy recoveries from injuries, but in preventing injuries from occurring.

UC's sports medicine program is a comprehensive approach to the injury care and the wellness of the University's over 500 student-athletes, utilizing state-of-the-art diagnostic and treatment equipment with the latest methods in the care and prevention of injuries.

Its objectives are simple: to prevent injuries, to rehabilitate injuries, to adjust to the stress following injuries and to educate student-athletes about various wellness issues. Trainers are present at every practice and event to monitor the health of the student-athletes and respond to injuries.

The goal is to get UC's athletes back in the classroom and on the playing field functioning at 100 percent capacity. New student-athletes are carefully examined before they participate to detect potential problems. All student-athletes are afforded state-of-the-art therapeutic care.

During the summer of 2011 and following an extensive departmental review, UC made the decision to outsource its sports medicine operation to Select Medical, the parent company of NovaCare Rehabilitation, which is UC's longtime provider of rehabilitation services.

Under the direction of Associate AD/Sports Medicine Bob Mangine, UC's athletic trainers are the backbone of the sports medicine program. Mangine, drawing on more than three decades in the sports medicine and physical therapy fields, supervises a staff of six assistant athletic trainers, four intern athletic trainers and two physical therapists.



Mangine leads the football sports medicine team while Head Athletic Trainer Robb Williams is in his second season with the men's basketball squads at UC while overseeing the day-to-day operations of the training room.

Associate Head Football Trainer Daniel Springer starts his second full-time season with the program. Springer is a UC graduate who was a student trainer with the 2008 Bearcats team which traveled to the Orange Bowl.

Emi Matsuno, who previously worked at the University of Illinois, enters her seventh season at UC and her second with the women's basketball squad, after spending the previous six years with the football program.

Kris Chalk is in his third year at UC and works with the men's soccer and men's and women's swimming & diving.

Samantha Loughlin is also in her third year with the Bearcats and works with the lacrosse program and men's and women's swimming and diving.

Interns for the 2105-16 season are Phil Montano (football), Haley McDaniel (volleyball), Michele Galvin



(Track & Field), Stephanie Medina (tennis, cheer and dance).

Matt Donlin and Lydia Wright will serve as physical therapists.


UC has some of the top doctors in the country on staff, led by Head Team Physician Dr. Jon Divine, and Director of Orthopedic Services Dr. Angelo Colosimo.

UC's state-of-the-art sports medicine facility caters to the needs of UC's student-athletes. Features of the training room include over 4,000 square feet of space for treatment and taping, spacious office suites for training staff and physicians, hydrotherapy areas, a physicians' exam area and x-ray facilities.

UC Health provides nationally-recognized specialists who are immediately accessible. University of Cincinnati Medical Center, a nationally recognized medical center, is immediately adjacent to UC's campus, providing Bearcats student-athletes the absolute best in health and medical care. UC Health Imaging Centers has an MRI diagnostic center within the Richard E. Lindner Varsity Village complex.



GETTLER STADIUM



Address: W. Corry St. (off Jefferson Ave.)

Capacity: 1,400

Surface: FieldTurf

Gettler Stadium is the home for both the University of Cincinnati men's and women's soccer teams, as well as the men's and women's outdoor track and field teams.

In the summer of 2012, the playing surface at Gettler Stadium was replaced with FieldTurf Revolution. The new, top-of-the-line monofilament surface offers the traditional FieldTurf surface, but with more of a soccer blend that incorporates longer and thicker blades of artificial grass compared to those used for football.

The facility was renovated following the 2002-03 academic year and was named in recognition of the gift by Ben and Dee Gettler to the Richard E. Lindner Varsity Village.

The restorations included a regulation-sized soccer field with a FieldTurf Pro playing surface, which is sanctioned by FIFA, the international governing body of soccer, for all levels of play except the World Cup finals and semifinals.

The upgrades also included a new eight-lane, 400-meter track, permanent grandstand seating for 1,400, concession stands and restrooms, team rooms and a press box. These enhancements allowed Cincinnati to host the 2010 BIG EAST Conference Outdoor Track & Field Championships.

Prior to the renovations made possible by the Gettlers, the facility also had a face lift in 2000 that saw the installation of new lights and a new scoreboard with message center.



DR. SANTA J. ONO

UNIVERSITY OF CINCINNATI PRESIDENT

Santa Jeremy Ono, PhD, is the 28th President at the University of Cincinnati. After serving on an interim basis for two months, he was appointed to the presidency on Oct. 23, 2012.

President Ono first arrived at UC in 2010, serving two years as the Senior Vice President for Academic Affairs and Provost. As Provost, he led the development of an Academic Master Plan (AMP) aligned to the university's strategic plan, UC2019u. The AMP, unveiled in May 2012, outlined an initial investment of about \$10 million toward long-term strategic goals set for completion in UC's bicentennial year, 2019.

Dr. Ono is the first Asian American to serve as UC's chief executive and one of only a few Asian Americans to serve as president of a major research institution in the United States.

Dr. Ono also serves as Professor of Pediatrics within UC's College of Medicine and Professor of Biology in the McMicken College of Arts and Sciences. Dr. Ono's principal research interests focus on transcriptional regulation in the human immune system, mechanisms of mast cell dependent inflammation on the ocular surface and the immune component of age-related macular degeneration.

Prior to UC, Dr. Ono served at Emory University as Vice Provost for Academic Initiatives and Deputy to the Provost and then Senior Vice Provost for Undergraduate Academic Affairs, also serving as Professor in the Department of Ophthalmology, Emory University School of Medicine.

Earlier in his career, he also served in a variety of teaching, research and administrative positions at the Johns Hopkins School of Medicine, Harvard Medical School (and the Schepens Eye Research Institute), University College London (UCL) and Moorfields Eye Hospital in London.

Effective in July 2013, the U.S. Department of State Office of Foreign Missions appointed Dr. Ono to serve as Honorary Consul of Japan.

Dr. Ono's service in the community includes the Cincinnati Business Committee and the boards of Ohio's Third Frontier, Cincinnati USA Regional Chamber of Commerce, Cincinnati Art Museum, Cincinnati Symphony Orchestra, CincyTech, UC Health, Uptown Consortium, United Way, and Japan America Society of Cincinnati. He chairs the UC Research Institute board, the United Way Research Council and the board of the Global HEED (Promoting Health, Education and Economic Development), and co-chairs the Cincinnati/Northern Kentucky Early Grade-Level Reading Campaign. He is a member of the Chancellor's Ohio Completion Task Force of the Ohio Board of Regents as well as the Executive Committee of the STRIVE partnership and served on the Board of Advisors for Strive for College.

He has served on the Medical Research Council's Medical Advisory Board and College of Experts and the IMS and HAI study sections of the National Institutes of Health. He has consulted widely for companies such as GSK, Cambridge Antibody Technologies plc (now part of Astra Zeneca), Johnson & Johnson, Santen Inc. and Oxagen plc. He is chief scientific officer of iCo Therapeutics Inc., of Vancouver, Canada.

As a scholar and researcher, Dr. Ono has served on the editorial boards of the Journal of Immunology, Journal of Biological Chemistry, Immunology and the Journal of Allergy & Clinical Immunology.

Among his many honors and awards are the American Diabetes Association Career Development Award, the Investigator Award from the National Arthritis Foundation, the Brit Katz Award (Emory University), the Roche Laboratories Award for Excellence in Research, the Pharmacia International Award in Allergy Research. He was elected a Fellow of the American Association for the Advancement of Science in 2012.

Dr. Ono earned his PhD at McGill University and his BA at the University of Chicago. His training in Biochemistry and Molecular Biology at Harvard was supported by a Helen Hay Whitney Foundation Fellowship.



UNIVERSITY BOARD OF TRUSTEES

TRUSTEES.....TERM EXPIRES

Thomas H. Humes.....	2016
Robert E. Richardson Jr.....	2017
Ronald D. Brown	2018
Thomas D. Cassady	2019
William C. "Wym" Portman III	2020
Geraldine B. "Ginger" Warner	2021
Margaret K. "Peg" Valentine	2023

TRUSTEES.....TERM EXPIRES

Kim Heiman.....	2014
STUDENT TRUSTEESTERM EXPIRES	
Debra Burgess, Graduate Student	2016

OFFICERS

Thomas H. Humes.....	Chairperson
Robert E. Richardson, Jr.....	Vice Chairperson
Thomas D. Cassady	Secretary



MIKE BOHN

DIRECTOR OF ATHLETICS

Mike Bohn was named the director of athletics at the University of Cincinnati on Feb. 6, 2014

Bohn's career spans thirty years and includes record-setting achievements at multiple institutions.

"We are beyond excited to join the UC community--with its rich history and remarkable momentum," Bohn said. I am eager to partner with a highly energized President who understands the collaborative role that athletics can play in advancing the University's vision and values. Go Bearcats!"

"To recruit a leader of Mike's caliber and national standing only reaffirms the strength, promise and pride of UC Athletics. Mike has successfully moved multiple high profile programs to greater heights, and I am confident that he will help us do the same," Ono said. "I invite all of you to join me in welcoming Mike and his family to the Bearcat family."

As director of athletics at the University of Colorado from 2005 to 2013, Bohn successfully led their transition to the Pac-12 Conference. CU won four conference championship titles within two years, including the first for men's basketball in over 43 years. Meanwhile, Bohn enhanced academic support for scholar-athletes, resulting in departmental highs for APR and GPA.

He oversaw several multi-million dollar capital projects and facility upgrades, as well as secured the largest corporate sponsorship in school history. In 2008, CU garnered national attention for launching the first zero-waste stadium initiative at the college or professional level. In 2013, CU was named the most economically efficient athletics department in the nation by the Laboratory for the Study of Intercollegiate Athletics at Texas A&M.

Prior to the University of Colorado, Bohn served as director of athletics at San Diego State University. Under his watch, SDSU football increased season ticket sales by 27% and game-day attendance by 59%, in addition to

setting a SDSU single-game attendance record of 57,000 against Idaho State. The SDSU baseball team set a NCAA single-game attendance record of 40,000.

As director of athletics at the University of Idaho from 1999 to 2003, Bohn successfully led their transition to the Division I-A ranks from the Big Sky Conference. Under Bohn, UI began construction on the Vandal Athletics Center, the first athletic facilities improvement in two decades. Additionally, he spearheaded a 20% increase in the Vandal Scholarship Fund and a \$350,000 surge in annual corporate support.

Bohn spent three years at Colorado State University as associate director of athletics. At CSU, he was responsible for all external revenue-producing operations, including: ticket sales; fundraising through the Greater Ram Club; licensing; corporate sales; signage; capital campaigns; broadcasting rights fees; and special events.

Prior to CSU, Bohn served as Director of Marketing for the College Football Association. The CFA, the precursor to the current Bowl Championship Series, consisted of six major football conferences encompassing 67 universities. Bohn assisted with the CFA's administration of a \$67 million television package involving ABC, ESPN and ESPN2.

He began his athletic administrative career at the Air Force Academy, where he played a major role in increasing football season ticket sales from 6,000 to 20,000 and in implementing a fundraising campaign that generated \$16 million for stadium improvements.

Bohn received a bachelor's degree from the University of Kansas, where he was recruited as a quarterback and also played baseball, and a master's degree in sports administration from Ohio University.

He is married to the former Kim Zeren, and they have a son, Brandon, and a daughter, Michaelyn Tynan, along with a son-in-law, John Tynan, and a grandson, Chase Tynan.



SENIOR STAFF



Karen Hatcher
Executive Sr. Associate AD
External Affairs



Omar Banks
Sr. Associate AD
Internal Affairs/CFO



Brendan Fouracre
Sr. Associate AD
Facilities & Operations



Dr. Joe Luckey
Sr. Associate AD
Student-Athlete Support Services



Maggie McKinley
Sr. Associate AD
Compliance/SWA



Pam Malone
Associate AD
Marketing & Branding

2015 WOMEN'S SOCCER ROSTER


CINCINNATI WOMEN'S SOCCER



SAM PAVLIKA
SENIOR | GOALKEEPER
TEMPERANCE, MICH.



NATALIE SMITH
R-SOPHOMORE | GOALKEEPER
CINCINNATI, OHIO



KELSEY PARRINELLO
SOPHOMORE | FORWARD
WESTLAND, MICH.



CASSIE WHELDON
FRESHMAN | MIDFIELDER
WATERLOO, CANADA



NATALIE COURY
SOPHOMORE | FORWARD
WESTLAKE, OHIO



KAYLA UTLEY
JUNIOR | DEFENDER
CASTRO VALLEY, CALIF.




JORDAN COTLEUR
FRESHMAN | MIDFIELDER
COPELY, OHIO



DANIELLE ROTHERAM
SENIOR | FORWARD
TORONTO, CANADA



KELLEE O'SHAUGHNESSY
FRESHMAN | MIDFIELDER
FORT WAYNE, IND.




TAYLOR JACKSON
JUNIOR | FORWARD
CINCINNATI, OHIO




VANESSA GILLES
SOPHOMORE | DEFENDER
OTTAWA, CANADA




KELLY LATIMER
SENIOR | DEFENDER
LAKE FOREST, CALIF.



LIZZIE EHRLFELT
SOPHOMORE | DEFENDER
STRONGSVILLE, OHIO



EMMA DWENGER
JUNIOR | FORWARD
COLUMBUS, IND.



JAYCIE BROWN
SOPHOMORE | MIDFIELDER
WELLINGTON, OHIO



17
TAYLER FITTS
R-FRESHMAN | FORWARD
FISHERS, IND.




18
JULIE GAVORSKI
SOPHOMORE | FORWARD
MADISON, OHIO



19
LAURA ROSE
SENIOR | FORWARD
CINCINNATI, OHIO



20
KATY COUPERUS
JUNIOR | MIDFIELDER
FORT COLLINS, COLO.



21
BAILEY WILSON
JUNIOR | MIDFIELDER
DUBLIN, OHIO



22
TIFFANY HUBER
FRESHMAN | DEFENDER
WEST CHESTER, OHIO



23
RACHEL HOLLOWAY
FRESHMAN | MIDFIELDER
MASON, OHIO



24
DIONNE BAILEY
FRESHMAN | DEFENDER
YPSILANTI, MICH.



25
EMILY LANGE
R-FRESHMAN | DEFENDER
WESTERN SPRINGS, ILL.



27
NATALIE WONG
FRESHMAN | DEFENDER
NEEDHAM, MASS.



28
TAYLOR PAVLIKA
SOPHOMORE | MIDFIELDER
TEMPERANCE, MICH.



29
MATTINA GIRARDOT
FRESHMAN | MIDFIELDER
WEST CHESTER, OHIO



30
ASHLEY HICKMAN
FRESHMAN | DEFENDER
KNOXVILLE, TENN.



31
JORDAN HOLLMEYER
FRESHMAN | DEFENDER
CINCINNATI, OHIO



99
KALEIGH PISCIONERI
FRESHMAN | GOALKEEPER
AVON, OHIO



NEIL STAFFORD
HEAD COACH
THIRD SEASON



NATE LIE
ASSOCIATE HEAD COACH
THIRD SEASON



MATT COSINUKE
ASSISTANT COACH
SECOND SEASON



TIFFANY ROBERTS
VOLUNTEER COACH
FIRST SEASON

COACHING STAFF



Neil Stafford enters his third season at the helm of the UC women's soccer program. He was named the fifth head coach in the history of UC women's soccer on Nov. 26, 2012.

Last season, he led the program to an overall record of 10-8-2, which marked only the second time since 2002 that the Bearcats reached double-digit victories. Stafford and his squad utilized a 7-1-1 home record to help them reach 10 wins. UC went 4-5-0 in league action and lost to USF in the quarterfinals of the conference tournament.

He has an overall record at UC of 18-19-3 with signature wins over NCAA Tournament qualifiers USF and UConn and a draw with two-time conference champion UCF.

Stafford has not only helped the program excel on the field but also in the classroom and community. During the 2014-15 academic year, the women's soccer team posted a program record GPA of 3.502. The team is also very active in the community by volunteering with local not-for-profits.

Stafford came to UC from Central Michigan University, where he has spent four years with the Chippewas, including two as the head coach. While at the helm of CMU, he guided the program to a 30-10-4 record and the garnered the Mid-American Conference's first at-large bid into the NCAA Tournament.

During his two seasons as the assistant at CMU, the Chips won back-to-back MAC titles and earned a pair of NCAA Tournament berths.

Prior to his time as an assistant at CMU, Stafford spent eight seasons as the head women's soccer coach at Assumption, where he is the program's all-time winningest coach with a 72-61-15 ledger.

NEIL STAFFORD

HEAD WOMEN'S SOCCER COACH | 3RD SEASON

At Assumption, he was named the Northeast-10 Conference Coach of the Year in 2004 after guiding the Greyhounds to their first NE-10 conference final, NCAA Division II Tournament berth and NCAA Regional final appearance. Assumption finished the season 14th in the nation with a final record of 15-6. Stafford's squad followed up the breakthrough 2004 campaign with another NCAA Tournament appearance in 2005, finishing 15-4-4 and returning to the NCAA Regional finals, climbing as high as third in the nation.

A graduate of Marlborough (Mass.) High School, Stafford lettered in soccer, hockey and tennis and led his soccer team to the semifinals of the state tournament as a junior. He also prepped a year at Worcester Academy where he was named team MVP and earned all-New England honors.

Stafford attended Norwich University, competing in both tennis and soccer, and was named an all-region NESCAC player before transferring to Southern New Hampshire. He led the Penmen to a two-year record

of 29-4-4 and then joined the coaching staff as an assistant coach for three years (1995-97), during which the team advanced to the NCAA Elite Eight. He also played professionally with the Boston Storm of the USL.

Stafford was named the Director of Operations with the Boston Renegades (W-League) in 1998 and was also Director of the W-1 National Championships in Boston that year. He later served as the head assistant coach of the Boston Renegades under Peter Bradley (1999-2001). The Renegades advanced to three national final fours and won two W-League National Championships in his final three years. His U-18 Renegades were the national runner-ups in 2000. Stafford also worked with Seacoast United Soccer Club in Hampton, N.H., as the Girls Coaching Director (2002-05). In the summer of 2004, Stafford's Seacoast United Girls 15 squad won its first Super Y-League National Championship.

Stafford earned his bachelor's degree from Southern New Hampshire in 1996 while majoring in sociology.



COACHING STAFF



Nate Lie enters his third season with the University of Cincinnati's women's soccer program and second as the associate head women's coach.

Lie joined the program in January 2013 as assistant coach/recruiting coordinator.

In his first two seasons with the Bearcats, he has aided Stafford in turning the program around on the field and off. UC has accumulated a record of 18-19-3 the last two seasons and reached double-digit victories last season for only the second time at UC since 2002. Off the field, Lie has helped the Bearcats post a program record GPA of 3.502.

Prior to UC, he spent four seasons as an assistant coach for his alma mater, Miami University. During his four year stint in Oxford, the RedHawks compiled an overall record of 54-26-5, including a 25-14-5 Mid-American Conference mark.

In 2012, Lie helped guide Miami to the MAC regular-season and tournament championships; as well a trip to the second round of the NCAA Championship after the RedHawks went 20-3-1 record (10-0-1 MAC).

In his first year on the sidelines, Lie helped lead Miami to the Mid-American Conference tournament championship game.

As a student-athlete at Miami from 1996-2000, Lie was a two-time Academic All-MAC selection for the men's soccer program, earning First-Team Academic All-MAC honors in 1998, in addition to Academic All-Ohio accolades that same season. In 1997, Lie earned Second-Team All-MAC honors.

Lie graduated from Miami in 2000 with bachelor's degrees in economics and finance.

NATE LIE

ASSOCIATE HEAD COACH | 3RD SEASON

COACHING STAFF



Matt Cosinuke enters his second season with the University of Cincinnati women's soccer team after serving as a volunteer assistant for the UC men's team.

In his first season with the program, Cosinuke coached the goalkeepers to eight shutouts on the year. UC finished with a 10-8-2 record, which made it only the second time since 2002 that UC reached double-digit victories.

Cosinuke spent the 2012 and 2013 seasons as a volunteer assistant with the Bearcats' men's program where he worked mainly with the goalkeepers and aided UC in qualifying for the conference tournament each year. In 2013, he had a keeper named National Goalkeeper of the Week once and American Athletic Conference Goalkeeper of the Week once. Off the field, he was heavily active in video analysis and organizing team camps and clinics.

Cosinuke came to UC after two seasons at Dartmouth. He helped the Big Green to back-to-back NCAA Tournament appearances and trip to the Sweet 16 in 2010. Cosinuke mentored 2011 all-Ivy League selection Noah Cohen, who posted six shutouts in leading Dartmouth to the Ivy League Championship.

During his time in Cincinnati, he has also coached the U13, U16 and U18 Girls at the Kings Hammer Academy. Cosinuke guided the U16 Girls to the 2012 State Cup Championship and Regional Championship.

After graduating from Kimball Union Academy in Meriden, N.H., Cosinuke played Division I soccer at Florida Atlantic University in Boca Raton, Fla. During the 2009 season, he served as an assistant coach at Florida Atlantic University in addition to his

MATT COSINUKE

ASSISTANT COACH | 2ND SEASON



extensive involvement with local youth soccer clubs and camps.

Cosinuke holds the Advanced National Goalkeeping License from the National Soccer Coaches Association of America and several licenses from the US Soccer Federation. He is a native of Lebanon, N.H.

COACHING STAFF



TIFFANY ROBERTS

VOLUNTEER COACH | 1ST SEASON

Tiffany Roberts returns to Cincinnati as a volunteer coach after serving as a volunteer coach in 2010 and an assistant coach during the 2011 season.


Roberts, a native of Phoenix, Arizona, was a four-year starter at Santa Clara where she received a degree in Communications. As a team captain, Roberts led the Broncos to four NCAA College Cup appearances, including the 2004 Final Four.

During her collegiate career, Roberts earned numerous accolades. She was named to the Soccer Buzz West Region All-Freshman team and an honorable mention All-West Coach Conference honoree. As a sophomore she was an honorable mention All-WCC selection and was named to Soccer America's and Soccer Buzz's Elite teams. Her junior season, Roberts earned All-WCC second team honors.

Roberts was named to the McDonald's All-American team in 2003, as well as being invited to play in the McDonald's All-America game. She was a member of the Arizona State Olympic Developmental team from 1998-2002 and a Region IV team member in 2001 and 2002.



SUPPORT STAFF



David Neill
Strength, Conditioning &
Fitness Coach



Caitlin Michaels
Athletic Trainer



Jeff Hericks
Equipment Manager



Haleigh Hoff
Team Operations



Alex Keller
Student Manager

2015 SENIORS



KELLY LATIMER

5-4 | SENIOR | DEFENDER
LAKE FOREST, CALIF.
EL TORO

12

2014 American All-Academic Team

2013 American All-Academic Team

2012 BIG EAST All-Academic Team

2014 (Junior): Played in 11 matches with one start ... started against UC Santa Barbara (8/31) and took one shot ... tallied an assist in the win over Eastern Kentucky (9/5) ... took a shot against St. Francis (9/7).

2013 (Sophomore): Appeared in 19 games with 18 starts ... had one assist and seven shots on the year ... garnered her lone assist in the 4-1 win over UMass Lowell (9/1).

2012 (Freshman): Appeared in 14 matches with 11 starts ... totaled one goal and eight shots on the season ... attempted one corner kick ... scored first-career goal vs. Northeastern (8/31).

Prior to college: A four-year letterwinner at El Toro High School ... led team to semifinals of the California Interscholastic Federation ... 94 ODP pool ... played club soccer with So. Cal Blues.



CAREER STATISTICS

Year	GP-GS	Goals	Assists	Pts	Shots	Shot%	SOG	SOG%	YC-RC	GW	PK-ATT
2012	14-11	1	0	2	8	.125	2	.250	0-0	0	0-0
2013	15-5	0	1	1	8	.000	5	.625	0-0	0	0-0
2014	11-1	0	1	1	2	.000	1	.500	0-0	0	0-0
Total	40-17	1	2	4	18	.056	8	.444	0-0	0	0-0

2015 SENIORS

SAM
PAVLIKA

5-7 | SENIOR | GOALKEEPER
TEMPERANCE, MICH.
NOVI // IPFW

2012 Summit League All-Freshman Team

2014 (Junior at IPFW): Started every game of junior campaign, playing 1,583 minutes in goal ... recorded a 2.22 goals-against-average and a .750 save-percentage ... 118 saves led the Summit League during the regular-season ... save mark was also good for second on the single-season list in program history, while her 6.56 saves per game was good for fourth in single-season history ... 118 saves gave the junior 302 career saves, breaking the previous program record of 294 set in 2006 ... recorded a season-high nine saves in five different games on the year including August 22 at Ball State, August 29 against Northern Kentucky, September 7 at Butler, October 5 at South Dakota, and October 17 at Western Illinois.

2013 (Sophomore at IPFW): Played every minute of the season in goal for IPFW, sporting a 1.80 goals against average with five shutouts and 103 saves ... picked up shutouts against Northern Iowa on August 25, against Ball State on August 30 ... had three straight shutouts against Western Illinois (October 20), South Dakota (October 25), and Omaha (October 27) ... twice stopped 10 shots in a match, on August 30 against Ball State and on September 21 against Oakland ... added nine saves against Purdue on September 13.

2012 (Freshman at IPFW): Named All-Summit League Freshman Team member ... named the Summit League Defensive Player of the Week on September 17 and September 24 ... named to the Summit League Academic Honor Roll ... played and started all 19 games in goal ... played every second of the 2012 season, just over 1,700 minutes total ... had a season goals against average of 1.07 with 81 saves ... had a season-high eight saves on September 16 against Valparaiso ... picked up four shutouts on the year, including back-to-back efforts on October 7 against North Dakota State and October 12 at South Dakota.


Prior to college: Was named All-State as a senior, while earning All-District, All-Region, and All-Area honors all four years ... daughter of Wayne and Lori Pavlika ... has four siblings, Alex, Dakota, Korey, and Taylor.



CAREER STATISTICS

Year	GP-GS	Min	GA	GAAvg	Saves	Save%	W	L	T	Sho	SF
2012 (IPFW)	19-19	1763:29	21	1.07	81	0.794	10	8	1	4	235
2013 (IPFW)	19-19	1747:14	35	1.80	103	0.746	6	12	1	5	284
2014 (IPFW)	18-18	1583:51	39	2.22	117	0.750	2	14	2	1	324
Total	56-56	5094:34	95	1.68	301	0.760	18	34	4	10.0	843

2015 SENIORS

LAURA
ROSE

5-1 | SENIOR | FORWARD
CINCINNATI, OHIO
WALNUT HILLS

19

2014 American All-Academic Team

2013 American All-Academic Team

2012 BIG EAST All-Academic Team

2014 (Junior): Appeared in all 20 matches with 10 starts ... tallied eight points (four goals) ... notched a goal in the season-opening win over Samford (8/22) ... scored the game-winning goal against UConn (9/28) ... tallied UC's lone goal against Tulsa (10/12) ... netted the game-winning goal against SMU (10/16).

2013 (Sophomore): Appeared in all 20 matches with five starts ... recorded two goals and two assist on the year ... tallied an assist in the win over UMass Lowell (9/1) ... had a goal in the victory at Providence (9/22) ... notched a goal and an assist in the double-overtime win over Memphis (9/29).

2012 (Freshman): Started first 11 matches of season before suffering leg injury vs. Syracuse (9/23) ... led team in total points (11) and goals (5) ... finished second on team in shot attempts (38) ... named BIG EAST Rookie of the Week on Aug. 20 after scoring three goals and amassing six points in her first two collegiate matches ... finished sixth in the BIG EAST in shots per game (3.36) and tied for ninth in points per game (1.00) ... her 0.45 goals-per-game average ranked eighth in the BIG EAST ... scored two goals against N.C. State (8/19) ... scored game-winner vs. St. John's (9/21) with 2 seconds left in double overtime ... attempted six shots vs. Northeastern (8/26).

Prior to college: A four-year letterwinner at Walnut Hills High School ... received all-Southwest Ohio and first-team all-city honors senior season ... named a first team all-Fort Ancient Valley Conference freshman and senior seasons ... served as team captain sophomore and senior years ... earned second team All-FAVC honors sophomore year and was an honorable mention junior year ... ran on the Walnut Hills 4x100, 4x200 and 4x400 relay teams that were conference champions her sophomore season.



CAREER STATISTICS

Year	GP-GS	Goals	Assists	Pts	Shots	Shot%	SOG	SOG%	YC-RC	GW	PK-ATT
2012	11-10	5	1	11	38	.132	12	.315	3-0	1	0-0
2013	20-5	2	2	6	20	.100	11	.550	1-0	0	0-0
2014	20-10	4	0	8	34	.118	19	.558	0-0	2	0-0
Total	51-25	11	3	25	92	.120	42	.456	4-0	3	0-0

2015 SENIORS

DANIELLE
ROTHERAM

5-3 | SENIOR | MIDFIELDER
TORONTO, CANADA
HOLY TRINITY // CENTRAL MICHIGAN

2014 American All-Academic Team

2012 MAC All-Freshman Team

2014 (Junior): Played in all 20 matches with nine starts ... led the team in scoring with 19 points (seven goals, five assists) ... notched a goal and assist in the 2-2 draw with UC Santa Barbara (8/31) ... tallied a goal and assist in the 14-0 rout of Eastern Kentucky (9/5) ... posted a career-high five points (two goals, one assist) in the victory over St. Francis (9/7) ... named American Athletic Conference Offensive Player of the Week for performance against Eastern Kentucky and St. Francis (9/8) ... assisted on UC's lone goal against nationally ranked DePaul (9/18) ... scored the game-winning goal against Syracuse (9/21) ... listed on conference Honor Roll for efforts against DePaul and Syracuse ... assisted on the Bearcats' lone goal against Tulsa (10/12) ... scored a goal in the 4-2 loss at USF (10/24) ... notched a goal in the quarterfinal loss to USF (11/2).

2013 (Sophomore): Appeared in all 20 matches with seven starts ... tallied two goals and three assists during the season ... had an assist in the 2-1 win over Kent State (9/15) ... notched a goal and an assist at Providence (9/22) ... recorded a goal and an assist in the double-overtime victory versus Memphis (9/29).

2012 (Freshman at Central Michigan University): MAC All-Freshman Team ... College Sports Madness MAC Player of the Week (9/4) ... made first career start at forward against Detroit (8/17) ... started in a 2-0 win over West Virginia (8/24) ... recorded her first career goal off the bench in the 85th minute along with one assist at Dayton (8/31) ... took two shots, one on goal, adding a goal in a 2-0 win over Toledo (10/5) ... recorded one shot on goal and one goal in a 3-0 win over Buffalo (10/14) ... scored the team's only goal in the 2-1 loss to Miami in the MAC Tourney Final (11/4).

Prior to college: Helped lead team to 2011 Provincial League Championships and Ontario/Quebec Challenge Cup ... team won the 2010 Canadian National Championship ... won first Ontario Cup and Provincial League Championships in 2010 ... was honored by the City of Pickering and Durham Region in 2011 ... qualified for the Ontario Cup finals in three straight seasons from 2008-10 ... averaged 20 goals per season for club team ... played club soccer for Pickering Soccer Club for seven years.



CAREER STATISTICS

Year	GP-GS	Goals	Assists	Pts	Shots	Shot%	SOG	SOG%	YC-RC	GW	PK-ATT
2012 (CMU)	22-12	4	3	11	32	.125	15	.468	0-0	1	0-0
2013	20-7	2	3	7	19	.105	8	.421	1-0	1	0-0
2014	20-9	7	5	19	24	.292	19	.791	1-0	1	0-0
Total	62-28	13	11	37	75	.173	42	.560	2-0	3	0-0

2015 JUNIORS

KATY
COUPERUS

5-8 | JUNIOR | MIDFIELDER
FORT COLLINS, COLO.
FORT COLLINS

20

2014 Second Team All-Conference

2014 First Team All-Ohio

2013 American All-Rookie Team

2014 (Sophomore): Appeared and started in 19 matches ... tied for second on the team in points with 15 (five goals, five assists) ... named Second Team, All-American Conference ... served as a team captain ... tallied two assists in the 2-1 season-opening win over Samford (8/22) ... scored the game-winning goal at Mississippi State (8/24) ... named to American Athletic Conference Honor Roll for efforts against Samford and Mississippi State (8/25) ... also named American Conference Player of the Week by College Sports Madness ... recorded two goals at Vanderbilt (8/29) ... had one assist against Eastern Kentucky (9/5), St. Francis (9/7) and Xavier (9/14) ... netted a goal in the loss to nationally ranked DePaul (9/18) ... scored a goal in the win over UConn (9/28).

2013 (Freshman): Appeared in all 20 matches with 16 starts ... finished second on the team in scoring with 15 points and tied for the lead in goals (six) ... tied for fourth in AAC matches with four goals and tied for fifth in points (12) ... selected to the AAC All-Rookie Team ... notched first career point with an assist at Dayton (8/30) ... tallied first career goal at Long Beach State (9/6) ... had a goal and an assist in the 2-1 win over Houston (10/3) ... recorded a goal at SMU (10/6) ... scored the game-winning goal at Temple (10/20) ... garnered two goals and an assist in the double-overtime loss to Louisville (10/25).

Prior to college Four-year letterwinner at Fort Collins High School ... named First Team All-State her senior year ... National Soccer Coaches of America All-Region selection (2013) ... Coloradoan Newspaper Spring Athlete of the Year (2013) ... recipient of the Eleanor Troxell Award for the Fort Collins High School outstanding female student athlete (2013) ... Front Range League Athlete of the Year (2013) ... four-year All-Conference honoree ... four-year Academic All-State first team selection ... also a three-year letterwinner in basketball ... played three years on the Colorado State Olympic Development Program (ODP) team (2009-12) ... named to the Regional ODP team in 2009 and 2012 ... named the MVP of the State Cup in 2012 for the U-16 team.



CAREER STATISTICS

Year	GP-GS	Goals	Assists	Pts	Shots	Shot%	SOG	SOG%	YC-RC	GW	PK-ATT
2013	20-16	6	3	15	35	.171	20	.571	1-0	1	0-0
2014	19-19	5	5	15	49	.102	27	.551	3-0	1	0-1
Total	39-35	11	8	30	84	.131	47	.559	4-0	2	0-1

2015 JUNIORS

EMMA
DWENGER

5-4 | JUNIOR | FORWARD

COLUMBUS, IND.

COLUMBUS EAST // CENTRAL MICHIGAN

14

2014 MAC All-Academic Team

2014 (Sophomore at Central Michigan): Appeared in 11 games for the Chippewas ... member of the Academic All-MAC Team.

2013 (Freshman at Central Michigan): Appeared in 17 matches ... tallied a total of eight shots (6 on goal).


Prior to college: Set single season scoring record with 35 goals as a junior, scoring 34 as a senior ... named to the HHC All-Conference team (2010-12) ... ISCA Second-Team All-District and All-State in addition to Academic All-State honors as a junior ... named The Republic All-Area Player of the Year ... earned ISCA First-Team All-District and ISCA First-Team All-State during senior season ... ICGSA All-State and Academic All-State selection as a senior ... named NSCAA Academic All-American ... lettered three times in high school, twice in track and field ... played for Carmel United Soccer Club under coach Eric Nance.



CAREER STATISTICS

Year	GP-GS	Goals	Assists	Pts	Shots	Shot%	SOG	SOG%	YC-RC	GW	PK-ATT
2013 (CMU)	17-0	0	0	0	8	.000	6	.750	0-0	0	0-0
2014 (CMU)	11-0	0	0	0	0	.000	0	.000	0-0	0	0-0
Total	28-0	0	0	0	8	.000	6	.750	0-0	0	0-0

2015 JUNIORS

TAYLOR
JACKSON

5-6 | JUNIOR | FORWARD
CINCINNATI, OHIO
INDIAN HILL // MIAMI (OH)

2014 (Sophomore): Played in all 20 matches with seven starts ... accumulated 10 points (four goals, two assists) on the year and was one of six UC players to reach double-digit points ... tallied two shots in first match with UC against Samford (8/22) ... recorded first UC points in rout of St. Francis (9/7) with a goal and assist ... notched a goal in the shutout win over Xavier (9/14) ... assisted on the game-winning goal against Syracuse (9/21) ... scored a goal in the 3-0 win at East Carolina (10/3) ... notched the game-winning goal against Houston (10/19).

2013 (Freshman at Miami-Ohio): Played in 20 matches ... compiled two goals and five assists.

Prior to college: Two-time state qualifier ... captain of Indian Hill.



CAREER STATISTICS

Year	GP-GS	Goals	Assists	Pts	Shots	Shot%	SOG	SOG%	YC-RC	GW	PK-ATT
2013 (MU)	20-0	2	5	9	20	.100	9	.450	0-0	0	0-0
2014	20-7	4	2	10	19	.211	11	.579	0-0	1	0-0
Total	40-7	6	7	19	39	.153	20	.512	0-0	1	0-0

2015 JUNIORS

NATALIE
SMITH

5-6 | R-JUNIOR | GOALKEEPER
CINCINNATI, OHIO
ST. URSULA ACADEMY

2013 American All-Rookie Team

2013 All-Ohio Team

2013 American All-Academic Team

2012 BIG EAST All-Academic Team

2014 (R-Sophomore): Played in 15 matches with 14 starts ... had a record of 8-6-1 with four individual shutouts and two shared ... had a goals against average of 1.35 ... garnered three saves in the season-opening win over Samford (8/22) ... posted a shutout and had four saves against Mississippi State (8/24) ... started and played the majority of the minutes in a pair shared shutout with Utey against Eastern Kentucky (9/5) and St. Francis (9/7) ... played all 110 minutes and had three saves in a draw with Marshall (9/12) ... shutout crosstown rival Xavier (9/14) ... saved one shot in the win over Syracuse (9/21) ... posted back-to-back shutouts against UConn (9/28) and East Carolina (10/3).

2013 (R-Freshman): Had 15 starts at goalkeeper and held a 7-7-1 with two shutouts ... finished second in the AAC with 53 saves in league games and a saves per game average of 5.89 ... posted a 4-3-1 record in AAC matches ... selected to the AAC All-Rookie Team ... made first career start at Miami (8/23) ... garnered first career win over Kent State (9/15) ... shutout Cornell (9/20) and Providence (9/22) in the same weekend to earn AAC Goalkeeper of the Week honors ... tallied four saves in UC's 3-2 double-overtime victory versus Memphis (9/29) ... snatched six saves in the 1-1 draw with AAC Champion UCF (10/11) ... had a career high 11 saves in the double overtime loss to Connecticut (10/17).

2012 (Freshman): Redshirted.

Prior to college: A two-time first-team all-Girls Greater Cincinnati League selection her junior and senior years ... named a first-team all-Southwest Ohio recipient after recording 10 shutouts her junior year ... guided St. Ursula Academy to a No. 12 national ranking by ESPN Rise her senior season... led team to No. 1 ranking by the NCSAA and No. 2 by ESPN Rise in 2010 after posting nine shutouts.



CAREER STATISTICS

Year	GP-GS	Min	GA	GAvg	Saves	Save%	W	L	T	Sho	SF
2013	16-15	1502:53	25	1.50	76	.752	7	7	1	2	222
2014	15-14	1335:59	20	1.35	25	.556	8	6	1	4	120
Total	31-29	2838:52	45	1.43	101	.692	15	13	2	6	342

2015 JUNIORS

KAYLA
UTLEY

5-5 | JUNIOR | DEFENDER
CASTRO VALLEY, CALIF.
CASTRO VALLEY

5

2013 American All-Academic Team

2014 (Sophomore): Played in all 20 matches with 19 starts ... anchored a backline that posted eight shutouts.

2013 (Freshman): Started all 20 matches at a center back and logged the most minutes on the team ... was one of three freshmen on UC's backline ... tallied first career shot versus Xavier (9/13) ... aided Cincinnati in shutting out Cornell (9/20) and Providence (9/22) in the same weekend.

Prior to college: Varsity soccer team captain at Castro Valley High School from 2011-2013 ... helped lead team to be a semi finalist in the NCS for the 2012-2013 season ... co-champions of conference in 2010-2011 season ... named varsity soccer first team all league, 2nd team All East Bay, and was awarded Best Defensive and Most Inspirational player by teammates and coach her senior year ... named varsity soccer First Team All-League, Third Team All-East Bay, and awarded Best Defensive Player by teammates and coach her junior year ... also received awards and honorable mention playing basketball for Castro Valley High School ... was a member of Mustang Conference Club, which ranked 12th in the nation ... team was the 2010 Surf Cup Champion, the 2011 CYSA State Cup Champion, and the 2011 CYSA Regional Champion ... member of the 2012 region IV team ... member of the ODP CA North State Team 2008-2012.



CAREER STATISTICS

Year	GP-GS	Goals	Assists	Pts	Shots	Shot%	SOG	SOG%	YC-RC	GW	PK-ATT
2013	20-20	0	0	0	1	.000	0	.000	2-0	0	0-0
2014	20-19	0	0	0	0	.000	0	.000	0-0	0	0-0
Total	40-39	0	0	0	1	.000	0	.000	2-0	0	0-0

2015 JUNIORS

BAILEY
WILSON

5-9 | JUNIOR | MIDFIELDER
DUBLIN, OHIO
DUBLIN COFFMAN

21

2013 American All-Academic Team

2014 (Sophomore): Appeared in eight matches ... did not record any statistics.

2013 (Freshman): Appeared in all 20 matches with 18 starts ... had two goals and an assist on the year ... tallied first career goal in a 4-1 win over UMass Lowell (9/1) ... had an assist in the victory against Kent State (9/15) ... notched the game-winning goal at Houston (10/3).


Prior to college: District champion all four years at Dublin Coffman High School ... regional finalist for 2010 and 2011 seasons ... Ohio Capital Conference (OCC) champ for both the 2011 and 2012 seasons ... received Second Team All-State and Super 12 Team honors her senior year ... received Super 12 Team, OCC Player of the Year, and Second Team All-State honors her junior year ... named First Team All-OCC her sophomore year ... was on the Honor Roll all four years ... also played basketball for Dublin Coffman High School ... Three-time Ohio State Cup Champion ... was a USYSA Region II finalist in 2009 and 2011 ... was ECNL National Champion in 2013.



CAREER STATISTICS

Year	GP-GS	Goals	Assists	Pts	Shots	Shot%	SOG	SOG%	YC-RC	GW	PK-ATT
2013	20-18	2	1	5	16	.125	8	.500	0-0	2	0-0
2014	7-0	0	0	0	0	.000	0	.000	0-0	0	0-0
Total	27-18	2	1	5	16	.125	8	.500	0-0	2	0-0

2015 SOPHOMORES

JAYCIE
BROWN

5-0 | SOPHOMORE | MIDFIELDER
WELLINGTON, OHIO
MAGNIFICAT

16



2014 (Freshman): Appeared in 20 matches with 10 starts ... tallied five points (two goals, one assist) ... started first career game in season opener against Samford (8/22) ... notched first career points with a pair of goals in rout of Eastern Kentucky (9/5) ... assisted on a goal at East Carolina (10/3).

Prior to college: Named All-State, All-District and All-Greater Cleveland in 2013 ... led Magnificat to the state semifinals in 2013 ... four-time letterwinner and two-time captain ... played club soccer with Cleveland United SC ... four-time Ohio State Cup Champion.

CAREER STATISTICS

Year	GP-GS	Goals	Assists	Pts	Shots	Shot%	SOG	SOG%	YC-RC	GW	PK-ATT
2014	20-10	2	1	5	26	.077	11	.423	0-0	1	0-0
Total	20-10	2	1	5	26	.077	11	.423	0-0	1	0-0

NATALIE
COURY

5-3 | SOPHOMORE | FORWARD
WESTLAKE, OHIO
MAGNIFICAT

4



2014 (Freshman): Appeared in 16 matches ... tallied one assist on the season ... made first career appearance in the season opener at Samford (8/22) ... record first career point with an assist in the shutout win over Xavier (9/14).

Prior to college: Two-time All-Division player from Magnificat ... led team in scoring in 2013 with 15 goals and 13 assists ... won a district championship, regional championships and was a state semifinalist in 2013 ... played club soccer for Cleveland United SC ... four-time Ohio State Cup Champion.

CAREER STATISTICS

Year	GP-GS	Goals	Assists	Pts	Shots	Shot%	SOG	SOG%	YC-RC	GW	PK-ATT
2014	16-0	0	1	1	3	.000	1	.333	0-0	0	0-0
Total	16-0	0	1	1	3	.000	1	.333	0-0	0	0-0

2015 SOPHOMORES

LIZZIE
EHRNFELT

5-7 | SOPHOMORE | DEFENDER
STRONGSVILLE, OHIO
STRONGSVILLE

13

2014 (Freshman): Appeared in 10 matches with five starts ... tallied one assist on the year ... helped anchor a backline to five shutouts ... made first career appearance in rout of Eastern Kentucky (9/5) ... started first match against St. Francis (9/7) and tallied first career point with an assist.

Prior to college: Two-time All-Northeast Ohio honoree ... named All-Greater Cleveland in 2013 ... led Strongsville to four state tournament berths and a State Championship in 2011 ... was a four-year letterwinner in soccer and track & field ... played club soccer for Cleveland United SC.



CAREER STATISTICS

Year	GP-GS	Goals	Assists	Pts	Shots	Shot%	SOG	SOG%	YC-RC	GW	PK-ATT
2014	10-5	0	1	1	3	.000	0	.000	1-0	0	0-0
Total	10-5	0	1	1	3	.000	0	.000	1-0	0	0-0

JULIE
GAVORSKI

5-3 | SOPHOMORE | FORWARD
MADISON, OHIO
MADISON

18

2014 American All-Rookie Team

2014 (Freshman): Appeared in 15 matches ... tallied 10 points (five goals) on the year ... named to conference's All-Rookie Team ... netted two goals in the rout of Eastern Kentucky (9/5) for first career points ... scored a goal in the loss to Temple (9/25) ... notched a goal in the 3-0 win over East Carolina (10/3) ... tallied a goal against Memphis (10/9).

Prior to college: Three-time All-Conference and All-Greater Cleveland honoree ... aided the Blue Streak in winning two Premier Athlete Conference Championships ... also started on the basketball team and was a state qualifier in track & field ... played club soccer for Cleveland Soccer Academy.



CAREER STATISTICS

Year	GP-GS	Goals	Assists	Pts	Shots	Shot%	SOG	SOG%	YC-RC	GW	PK-ATT
2014	15-0	5	0	10	13	.385	8	.615	0-0	0	0-0
Total	15-0	5	0	10	13	.385	8	.615	0-0	0	0-0

2015 SOPHOMORES

VANESSA
GILLES

5-7 | SOPHOMORE | DEFENDER
OTTAWA, CANADA
LOUIS RIEL



2014 American All-Rookie Team

2014 (Freshman): Started all 20 matches ... tallied nine points (four goals, one assist) on the year ... anchored backline that posted eight shutouts ... named to the American Athletic Conference's All-Rookie Team ... netted two goals in the rout of Eastern Kentucky (9/5) ... named American Athletic Conference Defensive Player of the Week for efforts against Eastern Kentucky and St. Francis (9/8) ... tallied a goal in the win over Syracuse (9/21) ... assisted on a goal in the win over UConn (9/28) ... scored a goal in the 3-0 win at East Carolina (10/3).

Prior to college: Played for FC Capital United and Team Ontario ... served as the team captain with FC Capital United ... aided FC Capital United win the league in 2013 and finish second in the province ... selected to play with Team Ontario and suited up for the 2013 Canada Games.

CAREER STATISTICS

Year	GP-GS	Goals	Assists	Pts	Shots	Shot%	SOG	SOG%	YC-RC	GW	PK-ATT
2014	20-20	4	1	9	20	.200	8	.400	2-0	0	0-0
Total	20-20	4	1	9	20	.200	8	.400	2-0	0	0-0

KELSEY
PARRINELLO

5-4 | SOPHOMORE | FORWARD
WESTLAND, MICH.
LIVONIA CHURCHILL



2014 (Freshman): Played in nine matches with one start ... made first career appearance in 2-2 draw with UC Santa Barbara (8/31) ... first start came against UCF (10/26).

Prior to college: Two-time all-conference ... named All-District and All-Region in 2012 ... compiled 27 goals and 13 assists during her career ... played club soccer for Vardar ECNL ... won the Michigan State Cup in 2011 and was the runner-up in 2010.

CAREER STATISTICS

Year	GP-GS	Goals	Assists	Pts	Shots	Shot%	SOG	SOG%	YC-RC	GW	PK-ATT
2014	9-1	0	0	0	1	.000	0	.000	1-0	0	0-0
Total	9-1	0	0	0	1	.000	0	.000	1-0	0	0-0

2015 SOPHOMORES

TAYLOR
PAVLIKA

5-7 | SOPHOMORE | MIDFIELDER
TEMPERANCE, MICH.
NOVI // IPFW

28

2014 Summit League All-Freshman Team

2014 (Freshman at IPFW): Played in all 18 games, starting 17 of them ... was named to the Summit League All-Freshmen team after co-leading the team in goals (2) ... was also third on the team in assists (1) and points (5) ... first career goal came in a 6-4 win over Northern Kentucky on August 31 ... second goal on the season came on a penalty kick in the first half against IUPUI on October 12 at home ... recorded the assist in a 3-3 double overtime draw against South Dakota State at home on October 10 ... registered 15 shots on the season, with six coming on goal ... had a season-high four shots in the season-finale at Oral Roberts on November 2 ... played at least 58 minutes in 17 games on the season ... tied for second for most games played by a freshman in program history.


Prior to college: First Team All-State as a senior ... also named All-Region, All-Conference, and All-District ... was a three-sport athlete at Novi, competing in soccer, basketball, and track & field ... was named All-Conference and All-Region in basketball and All-State in track & field.



CAREER STATISTICS

Year	GP-GS	Goals	Assists	Pts	Shots	Shot%	SOG	SOG%	YC-RC	GW	PK-ATT
2014 (IPFW)	18-18	2	1	5	15	.133	6	.400	3-0	0	1-1
Total	18-18	2	1	5	15	.133	6	.400	3-0	0	1-1


2015 FRESHMEN

DIONNE
BAILEY

5-7 | FRESHMAN | DEFENDER
YPSILANTI, MICH.
HURON

24

Prior to college: Two-time All-SEC-Red selection ... coached at Huron by Matt Dailey ... played club with Michigan Jaguars FC.


JORDAN
COTLEUR

5-5 | FRESHMAN | FORWARD/MIDFIELDER
COPLEY, OHIO
COPLEY

6

Prior to college: Named to the 2014nNSCAA All-Central Region Team ... garnered first team All-State honors as a senior ... listed as a three-time first team All-District honoree ... also named first team All-Suburban League as a sophomore, junior and senior ... four-time Suburban League Scholar Athlete ... notched 34 goals in her career ... guided the Indians to three Suburban League Championships ... coached at Copley High School by Wally Senk ... played club soccer for Cleveland FC.

2015 FRESHMEN

TAYLER
FITTS

5-7 | R-FRESHMAN | FORWARD
FISHERS, IND.
BREBEUF JESUIT PREP


2014 (Freshman): Redshirted.

Prior to college: Led the Braves to two County Championships and one Regional Championship ... named All-State and All-District her senior season ... also two-time Academic All-Conference honoree and 2013 Academic All-State recipient ... played club soccer with Zionsville SC ... reached the Indiana State Cup Finals four times and won in 2012.

MATTINA
GIRARDOT

5-7 | FRESHMAN | MIDFIELDER
WEST CHESTER, OHIO
URSULINE

Prior to college: Led Ursuline to a District Championships in 2011 and 2012 ... aided the Lions in winning the 2012 Regional Championship ... coached at Ursuline by Colleen Dehring.

ASHLEY
HICKMAN

5-5 | FRESHMAN | DEFENDER
KNOXVILLE, TENN.
KNOXVILLE CATHOLIC

Prior to college: Named 2014 Player of the Year by PrepXtra ... two-time All-State selection ... three-time All-District and All-Region ... tallied 78 goals and 54 assists from her sophomore to senior season ... led the Fighting Irish to two state championships along with two district and regional titles ... coached at Knoxville Catholic by Mark Leader ... played club soccer with Knoxville Soccer Academy.

JORDAN
HOLLMMEYER

5-5 | FRESHMAN | DEFENDER
CINCINNATI, OHIO
URSULINE

Prior to college: Tagged first team All-Girls Greater Cincinnati League as a senior ... named to the second team All-GGCL as a junior ... led Ursuline to back-to-back District titles in 2011 and 2012 and a Regional Championship in 2012 ... coached at Ursuline by Colleen Dehring.

RACHEL
HOLLOWAY

5-6 | FRESHMAN | FORWARD/MIDFIELDER
MASON, OHIO
MASON

Prior to college: Named first team All-Greater Miami Conference as a senior ... also listed as a first team All-Southwest Ohio honoree ... set a Mason High School record for goals in a season with 17 during her senior year ... led the Comets to three consecutive Great Miami Conference titles along with three straight District and Regional Championships ... runner-up finish at state in 2012 and 2013 ... coached at Mason by Andy Schur ... played club soccer for Cincinnati United Premier

TIFFANY
HUBER

5-5 | FRESHMAN | DEFENDER
WEST CHESTER, OHIO
LAKOTA EAST

Prior to college: Named first team All-Greater Miami Conference as a senior ... named to the All-City team her senior year ... earned second team All-Greater Miami Conference honors as a junior ... recorded 14 goals and seven assists in 2014 ... coached at Lakota East by Amy Kreider ... player club soccer for Cincinnati United Premier

2015 FRESHMEN

EMILY
LANGE

5-8 | R-FRESHMAN | DEFENDER
WESTERN SPRINGS, ILL.
LYONS TOWNSHIP

2014 (Freshman): Redshirted.

Prior to college: Named All-Western Suburban Silver Conference, All-Sectional and All-Area in 2013 ... compiled 27 goals and 15 assists during her career ... reached sectional finals twice and won one conference title ... played club soccer with FCX SC.

KELLEE
O'SHAUGHNESSY

5-5 | FRESHMAN | MIDFIELDER
FORT WAYNE, IND.
BISHOP DWENGER

Prior to college: Garnered NSCAA All-Region honors the last two seasons ... named All-State each of the last three seasons ... also listed as an All-Conference and All-District player her sophomore, junior and senior seasons ... guided the Saints to Summit Athletic Conference Championships in 2012 and 2013 ... led Bishop Dwenger to a fourth-place finish at state in 2012 after winning the sectional and regional championships

KALEIGH
PISCIONERI

5-8 | FRESHMAN | GOALKEEPER
AVON, OHIO
MAGNIFICAT

Prior to college: Named the 2014 Goalkeeper of the Year by the Plain Dealer ... listed on the NSCAA All-Central Regional Team as a senior ... garnered first team All-Ohio honors in 2014 ... named to the first team All-Greater Cleveland Team as a junior ... tabbed the 2014 All-Ohio Scholastic Athlete of the Year ... guided the Blue Streaks to four sectional titles, two district championships, two regional championships and on state semifinals appearance ... two-time MVP for Magnificat ... senior captain.

CASSIE
WHELDON

5-5 | FRESHMAN | MIDFIELDER
WATERLOO, CANADA
BLUEVALE

Prior to college: Named 2014 Rookie of the Year for the KW United FC in the W-League ... led the Burlington Bayhawks to a second-place finish at the 2014 Ontario Cup ... coached at Bluevale by Casey Downey ... played club with KW United FC and the Burlington Bayhawks

NATALIE
WONG

5-1 | FRESHMAN | DEFENDER
NEEDHAM, MASS.
NEEDHAM

Prior to college: Three-time first team All-Bay State Conference ... two-time Eastern Massachusetts All-Star ... two-time All-State and All-New England nominee ... led the Rockets to two conference titles and three straight appearances in the state tournament ... went undefeated during the regular season of her senior year ... served as a team captain in 2014.

2014-15 YEAR IN REVIEW
INDIVIDUAL STATISTICS

Player	GP-GS	G	A	Pts.	Shots	GWG	YC-RC
Danielle Rotheram	20-9	7	5	19	24	1	1-0
Katy Couperus	19-19	5	5	15	49	1	3-0
Jae Atkinson	20-15	2	11	15	8	1	0-0
Julie Gavorski	15-0	5	0	10	13	1	0-0
Megan Cravenor	20-18	4	2	10	30	0	0-0
Taylor Jackson	20-7	4	2	10	19	1	0-0
Vanessa Gilles	20-20	4	1	9	20	0	2-0
Laura Rose	20-10	4	0	8	34	2	0-0
Emily Elsbrock	20-18	3	1	7	29	1	1-0
Christi Mason	20-16	2	2	6	23	0	1-0
Jaycie Brown	20-10	2	1	5	26	1	0-0
Mackenzie Grause	16-1	1	3	5	12	1	0-0
Devyn Ciotti	20-20	0	1	1	7	0	1-0
Allison Abbe	18-3	0	1	1	4	0	0-0
Natalie Coury	16-0	0	1	1	3	0	0-0
Lizzie Ehrnfelt	10-5	0	1	1	3	0	1-0
Kelly Latimer	11-1	0	1	1	2	0	0-0
Haleigh Hoff	1-0	0	1	1	0	0	0-0
Alexa Fiehrer	5-0	0	0	0	2	0	0-0
Mollie Williams	4-0	0	0	0	2	0	0-0
Anna Haverchak	5-1	0	0	0	1	0	0-0
Kelsey Parrinello	9-1	0	0	0	1	0	1-0
Jaeden Chew	1-0	0	0	0	0	0	0-0
Bailey Wilson	7-0	0	0	0	0	0	0-0
Michelle Brownlee	19-7	0	0	0	0	0	0-0
Kayla Utley	20-19	0	0	0	0	0	0-0
Natalie Smith	15-2	0	0	0	0	0	0-0
Kristina Utley	7-5	0	0	0	0	0	0-0
<i>UC Totals</i>	<i>20</i>	<i>43</i>	<i>39</i>	<i>125</i>	<i>312</i>	<i>10</i>	<i>12-1</i>
<i>Opponent Totals</i>	<i>20</i>	<i>27</i>	<i>27</i>	<i>81</i>	<i>165</i>	<i>8</i>	<i>10-1</i>

Goalkeeper	GP-GS	Min.	Saves	SHO	GA	GAA	W-L-T
Natalie Smith	16-15	1503	76	2/0	25	1.50	7-8-1
Kristina Utley	4-4	360	13	0/0	12	3.00	1-3-0

<i>UC Totals</i>	<i>20</i>	<i>1863</i>	<i>94</i>	<i>2</i>	<i>37</i>	<i>1.79</i>	<i>8-11-1</i>
<i>Opponent Totals</i>	<i>20</i>	<i>1863</i>	<i>94</i>	<i>5</i>	<i>30</i>	<i>1.45</i>	<i>11-8-1</i>

SCORING & RESULTS

Overall Record: 10-8-2 (Home: 7-1-1; Away: 3-7-1; Neutral: 0-0-0)
American Conference Record/Finish: 4-5-0/T-6th

Date	Opponent	Result	Scoring
Aug. 22	at Samford	W, 2-1	Laura Rose (Couperus) EMILY ELSBROCK (Couperus)
Aug. 24	at Mississippi State	W, 1-0	KATY COUPERUS (Atkinson)
Aug. 29	at Vanderbilt	L, 3-2 (OT)	Katy Couperus (Atkinson) Katy Couperus (---)
Aug. 31	UC SANTA BARBARA	T, 2-2 (2OT)	Danielle Rotheram (Atkinson) Jae Atkinson (Rotheram, Elsbrock)
Sept. 5	EASTERN KENTUCKY	W, 9-0	JAYCIE BROWN (Couperus) Megan Cravenor (Mason, Grause) Vanessa Gilles (Atkinson) Christi Mason (Atkinson) Jaycie Brown (---) Vanessa Gilles (Grause) Danielle Rotheram (Hoff) Julie Gavorski (Rotheram) Julie Gavorski (Latimer)
Sept. 7	ST. FRANCIS (PA)	W, 5-0	MACKENZIE GRAUSE (Mason) Emily Elsbrock (---) Danielle Rotheram (Jackson, Ehrnfelt) Danielle Rotheram (Couperus, Abbe) Taylor Jackson (Rotheram)
Sept. 12	at Marshall	T, 1-1 (2OT)	Emily Elsbrock (Cravenor)
Sept. 14	XAVIER	W, 2-0	JAE ATKINSON (PK) Taylor Jackson (Couperus, Coury)
Sept. 18	at #18 DePaul	L, 3-1	Katy Couperus (Rotheram)
Sept. 21	SYRACUSE	W, 3-1	Megan Cravenor (PK) DANIELLE ROTHERAM (Jackson) Vanessa Gilles (Atkinson)
Sept. 25	TEMPLE *	L, 2-1	Julie Gavorski (---)
Sept. 28	UCONN *	W, 3-0	LAURA ROSE (---) Christi Mason (Gilles, Atkinson) Katy Couperus (Atkinson)
Oct. 3	at East Carolina *	W, 3-0	JULIE GAVORSKI (Brown) Vanessa Gilles (Ciotti) Taylor Jackson (Atkinson)
Oct. 9	at Memphis *	L, 3-1	Julie Gavorski (Atkinson)
Oct. 12	at Tulsa *	L, 2-1	Laura Rose (Rotheram)
Oct. 16	SMU *	W, 1-0	LAURA ROSE (Atkinson)
Oct. 19	HOUSTON *	W, 1-0	TAYLOR JACKSON (Grause)
Oct. 24	at USF *	L, 4-2	Megan Cravenor (PK) Danielle Rotheram (---)
Oct. 26	at #23 UCF *	L, 2-0	---
Nov. 2	at USF ^	L, 3-2	Megan Cravenor (---) Danielle Rotheram (Cravenor)

Home matches and game-winning goals in ALL CAPS

* Denotes American match

^ Denotes American Conference Tournament match

2014-15 YEAR IN REVIEW

**Cincinnati 2, Samford 1 (OT)**
Aug. 22 at Birmingham, Ala.

Scoring	1	2	OT	F
Cincinnati (1-0-0)	1	0	1	2
Samford (0-1-0)	1	0	0	1

Scoring Summary

SAM: Kelley (Seoposenwe; Cole) - 13:31

CIN: Rose (Couperus) - 20:14

CIN: Elsbrock (Couperus) - 93:16

Goalkeepers (Saves/Min.)

CIN: Smith (3/93:16)

SAM: Maddox (4/93:16)

Shots: CIN 13, SAM 7**Corners:** CIN 8, SAM 7**Fouls:** CIN 7, SAM 11**Cincinnati 1, Mississippi State 0**
Aug. 24 at Starkville, Miss.

Scoring	1	2	F
Cincinnati (2-0-0)	0	1	1
Mississippi St. (0-2-0)	0	0	0

Scoring Summary

CIN: Couperus (Atkinson) - 66:13

Goalkeepers (Saves/Min.)

CIN: Smith (4/90)

MSU: DeCrane (4/90)

Shots: CIN 11, MSU 9**Corners:** CIN 6, MSU 2**Fouls:** CIN 12, MSU 12**Cincinnati 2, Vanderbilt 3 (OT)**
Aug. 29 at Nashville, Tenn.

Scoring	1	2	OT	F
Cincinnati (2-1-0)	0	2	0	2

Vanderbilt (2-1-0) 1 1 1 3

Scoring Summary

VANDY: Charley (Tillman) - 22:46

CIN: Couperus (Atkinson) - 53:54

CIN: Couperus (un) - 65:12

VANDY: Ciarrocca (De Zeeuw) - 80:10

VANDY: Ciarrocca (Charley) - 92:46

Goalkeepers (Saves/Min.)

CIN: Smith (3/92:46)

VANDY: Ogunsami (7/92:46)

Shots: CIN 13, VANDY 20**Corners:** CIN 5, VANDY 7**Fouls:** CIN 7, VANDY 9**UC Santa Barbara 2, Cincinnati 2 (2OT)**
Aug. 31 at Gettler Stadium

Scoring	1	2	OT	2T	F
UC Santa Barbara (2-1-1)	1	1	0	0	2
Cincinnati (2-1-1)	0	2	0	0	2

Scoring Summary

UCSB: Beckley (Ball; Dromensk) - 29:39

UCSB: Beckley (Martinez; McKinsey) - 68:12

CIN: Rotheram (Atkinson) - 83:23

CIN: Atkinson (Rotheram; Elsbrock) - 87:31

Goalkeepers (Saves/Min.)

UCSB: Ritter (7/110)

CIN: Kr. Utley (2/110)

Shots: UCSB 7, CIN 17**Corners:** UCSB 4, CIN 7**Fouls:** UCSB 8, CIN 12**Eastern Kentucky 0, Cincinnati 9**
Sept. 5 at Gettler Stadium

Scoring	1	2	F
Eastern Kentucky (2-2-0)	0	0	0

Cincinnati (3-1-1) 3 6 9

Scoring Summary

CIN: Brown (Couperus) - 15:32

CIN: Cravenor (Mason; Grause) - 33:04

CIN: Gilles (Atkinson) - 43:53

CIN: Mason (Atkinson) - 50:08

CIN: Brown (un) - 51:46

CIN: Gilles (Grause) - 64:08

CIN: Rotheram (Hoff) - 77:51

CIN: Gavorski (Rotheram) - 79:04

CIN: Gavorski (Latimer) - 88:28

Goalkeepers (Saves/Min.)

EKU: Zellers (4/56:46)

EKU: Wolfer (4/33:14)

CIN: Smith (0/62:37)

CIN: Kr. Utley (1/27:23)

Shots: EKU 5, CIN 25**Corners:** EKU 2, CIN 10**Fouls:** EKU 8, CIN 8**St. Francis 0, Cincinnati 5**
Sept. 7 at Gettler Stadium

Scoring	1	2	F
St. Francis (0-6-0)	0	0	0
Cincinnati (4-1-1)	2	3	5

Scoring Summary

CIN: Grause (Mason) - 2:28

CIN: Elsbrock (un) - 11:30

CIN: Rotheram (Jackson; Ehrnfelt) - 66:18

CIN: Rotheram (Couperus; Abbe) - 68:29

CIN: Jackson (Rotheram) - 70:07

Goalkeepers (Saves/Min.)

SFU: Kunze (11/90)

CIN: Smith (1/77:20)

CIN: Kr. Utley (0/12:40)

Shots: SFU 3, CIN 32**Corners:** SFU 1, CIN 10**Fouls:** SFU 5, CIN 7**Cincinnati 1, Marshall 1 (2OT)**
Sept. 12 at Huntington, W. Va.

Scoring	1	2	OT	2T	F
Cincinnati (4-1-2)	0	1	0	0	1
Marshall (2-2-2)	1	0	0	0	1

Scoring Summary

MAR: Simmons (PK) - 44:13

CIN: Elsbrock (Cravenor) - 51:30

Goalkeepers (Saves/Min.)

CIN: Smith (3/110)

MAR: Kish (5/110)

Shots: CIN 17, MAR 8**Corners:** CIN 13, MAR 1**Fouls:** CIN 28, MAR 17**Xavier 0, Cincinnati 2**
Sept. 14 at Gettler Stadium

Scoring	1	2	F
Xavier (3-5-1)	0	0	0
Cincinnati (5-1-2)	1	1	2

Scoring Summary

CIN: Atkinson (PK) - 1:53

CIN: Jackson (Couperus; Coury) - 76:33

Goalkeepers (Saves/Min.)

XU: Markesbery (8/90)

CIN: Smith (0/90)

Shots: XU 1, CIN 31**Corners:** XU 0, CIN 11**Fouls:** XU 3, CIN 10

2014-15 YEAR IN REVIEW

Cincinnati 1, #18 DePaul 3
Sept. 18 at Chicago, Ill.

Scoring	1	2	F
Cincinnati (5-2-2)	1	0	1
#18 DePaul (8-0-1)	1	2	3

Scoring Summary

DPU: Wyatt (Ben) - 24:43
 CIN: Couperus (Rotheram) - 25:00
 DPU: Reed (Ben) - 48:43
 DPU: Reed (Gorden) - 53:07

Goalkeepers (Saves/Min.)

CIN: Smith (0/90)
 DPU: Godinez (3/90)

Shots: CIN 11, DPU 6

Corners: CIN 1, DPU 1

Fouls: CIN 14, DPU 9

Syracuse 1, Cincinnati 3
Sept. 21 at Gettler Stadium

Scoring	1	2	F
Syracuse (3-4-3)	0	1	1
Cincinnati (6-2-2)	0	3	3

Scoring Summary

CIN: Cravenor (PK) - 48:18
 CIN: Rotheram (Jackson) - 63:05
 CIN: Gilles (Atkinson) - 65:57
 SU: Skilton (Pongetti) - 78:18

Goalkeepers (Saves/Min.)

SU: Brosnan (5/90)
 CIN: Smith (1/90)

Shots: SU 5, CIN 16

Corners: SU 3, CIN 8

Fouls: SU 5, CIN 10

Temple 2, Cincinnati 1
Sept. 21 at Gettler Stadium

Scoring	1	2	F
Temple (8-2-0, 1-0-0)	0	2	2
Cincinnati (6-3-2, 0-1-0)	1	0	1

Scoring Summary

CIN: Gavorski (un) - 34:04
 TEM: Lafferty (un) - 72:48
 TEM: Farrell (un) - 79:52

Goalkeepers (Saves/Min.)

TEM: Kerkhoff (4/90)
 CIN: Smith (1/90)

Shots: TEM 11, CIN 17

Corners: TEM 2, CIN 10

Fouls: TEM 17, CIN 15

UConn 0, Cincinnati 3
Sept. 28 at Gettler Stadium

Scoring	1	2	F
UConn (8-3-1, 1-1-0)	0	0	0
Cincinnati (7-3-2, 1-1-0)	1	2	3

Scoring Summary

CIN: Rose (un) - 9:28
 CIN: Mason (Gilles; Atkinson) - 55:38
 CIN: Couperus (Atkinson) - 56:45

Goalkeepers (Saves/Min.)

UConn: Saucier (4/45)
 UConn: Armstrong (0/45)
 CIN: Smith (3/90)

Shots: UCONN 13, CIN 19

Corners: UCONN 4, CIN 11

Fouls: UCONN 13, CIN 18

Cincinnati 3, East Carolina 0
Oct. 3 at Greenville, N.C.

Scoring	1	2	F
Cincinnati (8-3-2, 2-1-0)	2	1	3
East Carolina (7-4-1, 1-2-0)	0	0	0

Scoring Summary

CIN: Gavorski (Brown) - 30:25
 CIN: Gilles (Ciotti) - 38:39
 CIN: Jackson (Atkinson) - 68:40

Goalkeepers (Saves/Min.)

CIN: Smith (4/90)
 ECU: Lenns (5/90)

Shots: CIN 10, ECU 6

Corners: CIN 9, ECU 3

Fouls: CIN 11, ECU 15

Cincinnati 1, Memphis 3
Oct. 9 at Memphis, Tenn.

Scoring	1	2	F
Cincinnati (8-4-2, 2-2-0)	0	1	1
Memphis (5-5-4, 2-1-2)	0	3	3

Scoring Summary

MEM: Simpson (Atkins) - 61:47
 MEM: Adamic (Nugent; Davis) - 64:16
 MEM: Sanderson (Nugent; Atkins) - 85:49
 CIN: Gavorski (Atkinson) - 87:48

Goalkeepers (Saves/Min.)

CIN: Smith (2/90)
 MEM: Bard-Martel (7/90)

Shots: CIN 16, MEM 12

Corners: CIN 9, MEM 6

Fouls: CIN 6, MEM 12

Cincinnati 1, Tulsa 2
Oct. 12 at Tulsa, Okla.

Scoring	1	2	F
Cincinnati (8-5-2, 2-3-0)	1	0	1
Tulsa (8-6-2, 2-3-1)	1	1	2

Scoring Summary

TLS: Thun (Holmes) - 6:07
 CIN: Rose (Rotheram) - 14:30
 TLS: Dake (un) - 63:16

Goalkeepers (Saves/Min.)

CIN: Smith (2/90)
 TLS: McKeon (7/90)

Shots: CIN 14, TLS 12

Corners: CIN 14, TLS 5

Fouls: CIN 11, TLS 6

SMU 0, Cincinnati 1
Oct. 16 at Gettler Stadium

Scoring	1	2	F
SMU (6-10-0, 2-4-0)	0	0	0
Cincinnati (9-5-2, 3-3-0)	0	1	1

Scoring Summary

CIN: Rose (Atkinson) - 46:32

Goalkeepers (Saves/Min.)

SMU: Bodden (2/90)
 CIN: Kr. Utley (0/90)

Shots: SMU 3, CIN 11

Corners: SMU 3, CIN 5

Fouls: SMU 6, CIN 8

Houston 0, Cincinnati 1
Oct. 19 at Gettler Stadium

Scoring	1	2	F
Houston (1-8-5, 0-6-1)	0	0	0
Cincinnati (10-5-2, 4-3-0)	1	0	1

Scoring Summary

CIN: Jackson (Grause) - 44:42

Goalkeepers (Saves/Min.)

HOU: Brown (9/90)
 CIN: Kr. Utley (0/90)

Shots: HOU 1, CIN 17

Corners: HOU 0, CIN 5

Fouls: HOU 14, CIN 11

Cincinnati 2, USF 4
Oct. 24 at Tampa, Fla.

Scoring	1	2	F
Cincinnati (10-6-2, 4-4-0)	1	1	2
USF (10-6-1, 5-3-0)	2	2	4

Scoring Summary

USF: Skeete (Simpson) - 1:47
 USF: Loye (Miller) - 4:33
 CIN: Cravenor (PK) - 8:26
 USF: Miller (Chance; Cook) - 61:07
 CIN: Rotheram (un) - 78:01
 USF: Parr (un) - 78:57

Goalkeepers (Saves/Min.)

CIN: Smith (0/90)
 USF: Elliott (0/90)

Shots: CIN 6, USF 7

Corners: CIN 3, USF 1

Fouls: CIN 4, USF 6

Cincinnati 0, #23 UCF
Oct. 26 at Orlando, Fla.

Scoring	1	2	F
Cincinnati (10-7-2, 4-5-0)	0	0	0
UCF (15-3-0, 8-1-0)	1	1	2

Scoring Summary

UCF: Coleman (Huegli; Fish) - 30:10
 UCF: Coleman (Wilkin) - 75:37

Goalkeepers (Saves/Min.)

CIN: Kr. Utley (2/90)
 UCF: Organ (3/90)

Shots: CIN 8, UCF 16

Corners: CIN 2, UCF 6

Fouls: CIN 4, UCF 14

Cincinnati 2, USF 3
Nov. 2 at Tampa, Fla.

Scoring	1	2	F
Cincinnati (10-8-2)	1	1	2
USF (12-6-1)	1	2	3

Scoring Summary

CIN: Cravenor (un) - 2:35
 USF: Skeete (Chance) - 12:25
 CIN: Rotheram (Cravenor) - 62:16
 USF: Own Goal - 68:43
 USF: Skeete (Chance) - 82:51

Goalkeepers (Saves/Min.)

CIN: Kr. Utley (4/90)
 USF: Elliott (3/90)

Shots: CIN 8, USF 13

Corners: CIN 4, USF 4

Fouls: CIN 5, USF 10

CAREER RECORDS

Points

1.	Vicki Niemann	134
2.	Barb Volker	125
3.	Paulette Angilecchia	118
4.	Lori Loew	105
	Tina Matlock	105
6.	Robin Paffe	97
7.	Joy Naber	65
8.	Amy Simonson	62
9.	Becky Fellerhoff	61
10.	Colleen McMahon	58

Career Goals

1.	Vicki Niemann	57
2.	Barb Volker	51
3.	Paulette Angilecchia	50
4.	Lori Loew	48
5.	Robin Paffe	42
6.	Tina Matlock	38
7.	Becky Fellerhoff	29
	Joy Naber	29
9.	Leslie Harris	23
	Amy Simonson	23

Career Assists

1.	Tina Matlock	29
2.	Tasha Wagner	24
3.	Barb Volker	23
4.	Colleen McMahon	22
5.	Vicki Niemann	20
6.	Kerrie Glenn	19
7.	Paulette Angilecchia	18
8.	Amy Simonson	16
9.	Alyson Biggs	15
	Erin MacDonald	15

Career GWG

1.	Tina Matlock	14
2.	Paulette Angilecchia	13
3.	Joy Naber	11
4.	Dee Dee Schutte	9
	Amy Simonson	9
	Julie Morrissey	9
7.	Tasha Wagner	7
8.	Ann Thomas	6

Career Shots

1.	Paulette Angilecchia	227
2.	Robin Paffe	223
3.	Tina Matlock	214
4.	Barb Volker	208
5.	Lori Loew	193
6.	Kerrie Glenn	168
7.	Kristin May	153
8.	Amy Simonson	148
	Lisa Stephens	148
10.	Alyson Biggs	145



Vicki Niemann

Games Played

1.	Krystin Flanagan	90
2.	Suzanne Paulette	89
	Tracy Pohl	89
	Kristina Wilson	89
5.	Stacey Kyser	86
	Tasha Wagner	86
7.	Paulette Angilecchia	85
	Heather Herweh	85
	Dee Dee Schutte	85
10.	Nickie Luse	84

Games Started

1.	Krystin Flanagan	89
	Tracy Pohl	89
	Kristina Wilson	89
4.	Paulette Angilecchia	84
5.	Lisa Stephens	82
6.	Stacey Kyser	80
7.	Heather Herweh	75
8.	Kim Sykes	74
9.	Lindsey Noteboom	72
10.	Becky Imhoff	71

Career Saves

1.	Andrea Kaminski	407
2.	Laura Kerr	361
3.	Christy Hoffman	357
4.	Chris Jones	257
5.	Kristina Utley	228
6.	Sherry Slye	212
7.	Julie McCaffrey	198
8.	Tracy Hale	169
9.	Kathy Kronauge	146
10.	Julie Williams	82

Career Shutouts

1.	Christy Hoffman	33.0
2.	Laura Kerr	23.0
3.	Chris Jones	18.5
4.	Andrea Kaminski	16.0
5.	Tracy Hale	14.0
6.	Julie McCaffrey	10.0
	Julie Williams	10.0
8.	Kathy Kronauge	8.5
9.	Kara Coakley	7.5
10.	Sherry Slye	6.5

Career GAA

1.	Kathy Kronauge	0.92
2.	Tracy Hale	0.96
3.	Christy Hoffman	1.07
4.	Laura Kerr	1.20
5.	Rachel Barnette	1.36
6.	Andrea Kaminski	1.37
7.	Natalie Smith	1.50
8.	Julie McCaffrey	1.55
9.	Sherry Slye	1.59
10.	Kristina Utley	1.79

***Some statistics missing from 1980s*



Christy Hoffman

SINGLE SEASON RECORDS

Points

1.	Vicki Niemann, 1982	53
2.	Lori Loew, 1989	46
3.	Paulette Angilecchia, 1996	42
4.	Barb Volker, 1988	40
5.	Tina Matlock, 1997	38
	Barb Volker, 1986	38
7.	Lori Loew, 1990	34
8.	Tina Matlock, 1998	33
	Vicki Niemann, 1983	33
10.	Paulette Angilecchia, 1994	32

Goals

1.	Lori Loew, 1989	21
2.	Vicki Niemann, 1982	18
3.	Paulette Angilecchia, 1996	17
	Barb Volker, 1986	17
	Vicki Niemann, 1981	17
6.	Barb Volker, 1988	16
7.	Tina Matlock, 1998	15
	Lori Loew, 1990	15
	Robin Paffe, 1984	15
	Vicki Niemann, 1983	15

Assists

1.	Vicki Niemann, 1982	17
2.	Tina Matlock, 1996	11
3.	Tasha Wagner, 2002	10
	Tina Matlock, 1997	10
	Kerrie Glenn, 1982	10
6.	Lori Wallace, 1989	9
7.	Amy Simonson, 2001	8
	Paulette Angilecchia, 1996	8
	Barb Volker, 1988	8
10.	Erin MacDonald, 2007	7
	Erin Rosser, 1994	7

Game-Winning Goals

1.	Tina Matlock, 1997	7
2.	Amy Simonson, 2002	6
	Ann Thomas, 2001	6
	Joy Naber, 1996	6
5.	Julie Morrissey, 2008	5
	Paulette Angilecchia, 1994	5
7.	Becky Imhoff, 2006	4
	Tasha Wagner, 2003	4
	Tina Matlock, 1998	4
	Paulette Angilecchia, 1995	4
	Paulette Angilecchia, 1993	4
	Robin Paffe, 1984	4
	Vicki Niemann	4

Shots

1.	Vicki Niemann, 1983	87
2.	Paulette Angilecchia, 1996	83
3.	Barb Volker, 1986	80
4.	Lori Loew, 1989	78

5.	Tina Matlock, 1997	73
	Kerrie Glenn, 1982	73
7.	Robin Paffe, 1984	69
8.	Tina Matlock, 1998	67
9.	Robin Paffe, 1985	64
10.	Logan Ballinger, 2011	61
	Paulette Angilecchia, 1994	61

Hat Tricks (21)

Sept. 10, 2000	- Tianna Oliver vs. San Diego State
Aug. 25, 2000	- Kim Jedlo at Xavier
Sept. 15, 1998	- Tina Matlock vs. Louisville
Oct. 4, 1998	- Tina Matlock vs. DePaul
Sept. 7, 1996	- Joy Naber vs. St. Louis
Sept. 9, 1994	- Paulette Angilecchia vs. Wright St.
Sept. 24, 1993	- Kara Waltz vs. Loyola
Oct. 10, 1990	- Lori Loew vs. Louisville
Sept. 4, 1990	- Lori Loew vs. Siena Heights
Sept. 1, 1990	- Lori Loew vs. Wilmington
Oct. 18, 1989	- Lori Loew vs. Monmouth
Oct. 10, 1989	- Lori Loew vs. Dayton
Sept. 30, 1982	- Becky Fellerhoff at Mt. St. Joseph
Oct. 3, 1982	- Vicki Niemann vs. Central Michigan
Oct. 3, 1982	- Susan Womack vs. Central Michigan
Nov. 7, 1981	- Vicki Niemann vs. Wisconsin
Nov. 5, 1981	- Becky Fellerhoff at Quincy
Nov. 5, 1981	- D.D. Clendenen at Quincy
Oct. 25, 1981	- Vicki Niemann vs. Ohio State
Oct. 21, 1981	- Vicki Niemann vs. Miami (Ohio)
Sept. 26, 1981	- Loraine, Capurro vs. Denison

Saves

1.	Kim Cowen, 1991	127
2.	Kristina Utley, 2012	125
3.	Andrea Kaminski, 2009	114
4.	Julie McCaffery, 1994	112
5.	Andrea Kaminski, 2007	110
6.	Laura Kerr, 1989	109
7.	Laura Kerr, 1990	107
8.	Christy Hoffman, 1997	103
	Lisa Griffin, 1992	103
10.	Andrea Kaminski, 2006	97
	Christy Hoffman, 2000	97

Shutouts

1.	Christy Hoffman, 2001	14
2.	Tracy Hale, 2002	12
3.	Laura Kerr, 1987	8.5
4.	Christy Hoffman, 1997	8
	Chris Jones, 1982	8
6.	Laura Kerr, 1989	7.5
7.	Andrea Kaminski, 2006	6
	Christy Hoffman, 2000	6
	Gabrielle Mauren, 1996	6
	Julie McCaffrey, 1994	6
	Mary Hoyer, 1980	6


WINS

1.	Christy Hoffman, 2001	20
2.	Tracy Hale, 2002	17
3.	Christy Hoffman, 2000	16
4.	Christy Hoffman, 1997	15
5.	Julie McCaffrey, 1994	14
6.	Laura Kerr, 1989	13
7.	Chris Jones, 1985	11
8.	Andrea Kaminski, 2008	10
	Julie McCaffrey, 1995	10
	Laura Kerr, 1987	10

GAA

1.	Christy Hoffman, 2001	0.58
	Chris Jones, 1983	0.58
	Julie Williams, 1983	0.58
4.	Gabrielle Mauren, 1996	0.60
5.	Tracy Hale, 2002	0.62
6.	Laura Kerr, 1989	0.81
7.	Kathy Kronquge, 1986	0.86
8.	Chris Jones, 1984	0.90
9.	Andrea Kaminski, 2006	1.04
10.	Christy Hoffman, 1997	1.15

***Some statistics missing from 1980s*



Tianna Oliver

HONORS AND AWARDS

NATIONAL AWARDS

NSCAA All-American

2001	Ann Thomas	Second Team
1989	Lori Wallace	Second Team
1986	Julie Krauser	Second Team
	Leslie Roberto	Second Team
1983	Vicki Niemann	Third Team
1981	Vicki Niemann	Third Team
1980	Deb McKinney	First Team

ISAA Senior Recognition

1995	Julie McCaffrey
1991	Lori Loew
1989	Lori Wallace
1988	Barb Volker
1987	Robin Paffe

Olympic Sports Festival

1992	Janine Lampe
1988	Leslie Roberto
1984	Deb McKinney

Soccer Buzz Freshman All-American

1997	Brooke Thomas	Second Team
	Christy Hoffman	Honorable Mention

Soccer Buzz All-Great Lakes

2008	Kristin May	Third Team
2003	Tasha Wagner	Third Team
2002	Heather Herweh	First Team
	Amy Simonson	Second Team
	Tasha Wagner	Second Team
2001	Heather Herweh	First Team
	Christy Hoffman	First Team
	Ann Thomas	First Team
	Nickie Luse	Third Team
2000	Tiffany Ogden	Third Team
1998	Tina Matlock	Third Team
1997	Tina Matlock	Second Team
	Tracy Pohl	Second Team
	Christy Hoffman	Third Team
	Brooke Thomas	Third Team
1996	Paulette Angilecchia	Second Team
	Nicole Thorne	Third Team

Soccer Buzz All-Freshmen Great Lakes

2001	Lisa Stephens
2000	Kim Jedlo
1997	Christy Hoffman
	Brooke Thomas

CONFERENCE AWARDS

Conference Player of the Year

1996	Paulette Angilecchia	Conference USA
1995	Paulette Angilecchia	Conference USA



Ann Thomas

Conference Defender of the Year

2001	Christy Hoffman	Conference USA
1997	Tracy Pohl	Conference USA
1996	Nicole Thorne	Conference USA
1995	Julie McCaffrey	Conference USA

First Team All-Conference

2002	Heather Herweh	Conference USA
2001	Heather Herweh	Conference USA
	Christy Hoffman	Conference USA
	Ann Thomas	Conference USA
2000	Tiffany Ogden	Conference USA
1998	Tina Matlock	Conference USA
1997	Tina Matlock	Conference USA
	Tracy Pohl	Conference USA
1996	Paulette Angilecchia	Conference USA
	Joy Naber	Conference USA
1995	Paulette Angilecchia	Conference USA
	Julie McCaffrey	Conference USA
	Joy Naber	Conference USA
1994	Paulette Angilecchia	Great Midwest
	Julie McCaffrey	Great Midwest
	Tara Riffle	Great Midwest

Second Team All-Conference

2014	Katy Couperus	American
2013	Emily Elsbrock	American
2008	Kristin May	BIG EAST
2007	Erin MacDonald	BIG EAST
2004	Renee Balconi	Conference USA
2003	Tasha Wagner	Conference USA
	Kristina Wilson	Conference USA
2002	Amy Simonson	Conference USA
2001	Kristin Wilson	Conference USA

2000	Christy Hoffman	Conference USA
	Jen Meiners	Conference USA
1999	Tiffany Ogden	Conference USA
	Amy Rodeheffer	Conference USA
1998	Suzanne Paulette	Conference USA
1997	Suzanne Paulette	Conference USA
	Vicky Vilvens	Conference USA
1996	Tina Matlock	Conference USA
	Nicole Thorne	Conference USA
1995	Krystin Flanagan	Conference USA
	Tracy Pohl	Conference USA
	Kerry Stanko	Conference USA
1994	Lisa Huth	Great Midwest
	Jenny Juengling	Great Midwest
	Nicole Thorne	Great Midwest

Third Team All-Conference

2001	Nickie Luse	Conference USA
	Lisa Stephens	Conference USA
2000	Kim Jedlo	Conference USA
	Kristina Wilson	Conference USA
1999	Ann Thomas	Conference USA
1998	Amy Rodeheffer	Conference USA
1997	Lauren Galea	Conference USA
	Christy Hoffman	Conference USA
1996	Krystin Flanagan	Conference USA
	Tracy Pohl	Conference USA

All-Freshman/All-Rookie/All-Newcomer

2014	Julie Gavorski	American
	Vanessa Gilles	American
2013	Katy Couperus	American
	Natalie Smith	American
2001	Lisa Stephens	Conference USA
2000	Kim Jedlo	Conference USA
1998	Ann Thomas	Conference USA
1997	Brooke Thomas	Conference USA
1996	Lauren Clark	Conference USA
1995	Heather Heintzelman	Conference USA
	Tina Matlock	Conference USA
1994	Krystin Flanagan	Great Midwest
	Tracy Pohl	Great Midwest

Conference All-Tournament Team

2002	Heather Herweh	
	Stacey Kyser	Defensive MVP
	Amy Mink	
	Tasha Wagner	Offensive MVP/MV MF
2001	Christy Hoffman	
	Nickie Luse	Most Valuable MF
	Ann Thomas	Most Valuable F
1997	Christy Hoffman	Most Valuable GK
	Tina Matlock	Most Valuable F
1996	Paulette Angilecchia	Most Valuable MF
	Nicole Thorne	Most Valuable D
1994	Paulette Angilecchia	Offensive MVP
	Krystin Flanagan	Defensive MVP

HONORS AND AWARDS

All-Ohio Team

2014	Katy Couperus	First Team
2013	Natalie Smith	First Team
2010	Sydney Barker	First Team
	Kendall Loggins	Second Team
2008	Kristin May	First Team
	Kim Sykes	Second Team
2007	Erin MacDonald	Second Team
2006	Becky Imhoff	Second Team
	Erin MacDonald	Honorable Mention
2005	Becky Imhoff	Honorable Mention
	Jenn Johannigman	Honorable Mention
	Kim Sykes	Honorable Mention
2004	Becky Imhoff	Honorable Mention
2003	Tasha Wagner	Second Team
	Kristina Wilson	Second Team
2002	Heather Herweh	First Team
	Amy Simonson	First Team
	Tasha Wagner	First Team
	Tracy Hale	Third Team
	Amy Mink	Third Team
	Kristina Wilson	Third Team
2001	Heather Herweh	First Team
	Christy Hoffman	First Team
	Nickie Luse	Second Team
	Tasha Wagner	Second Team
	Kristina Wilson	Second Team
	Lisa Stephens	Third Team
2000	Ann Thomas	First Team
	Tiffany Ogden	First Team
	Christy Hoffman	Second Team
	Kim Jedlo	Second Team
	Jen Meiners	Second Team

ACADEMIC AWARDS

	Kristina Wilson	Third Team
1999	Amy Rodeheffer	First Team
	Tiffany Ogden	Second Team
	Ann Thomas	Third Team

CoSIDA Academic All-American

2001	Christy Hoffman	First Team
------	-----------------	------------

CoSIDA Academic All-District

2014	Jae Atkinson	Second Team
2010	Sydney Barker	Third Team
2008	Kim Sykes	Second Team
2007	Gigi Ernst	First Team
	Kim Sykes	Second Team
2006	Kim Sykes	Second Team
2005	Gigi Ernst	Third Team
2003	Rachel Lieberman	Third Team

NSCAA/adidas Scholar-Athlete

2007	Gigi Ernst	Honorable Mention
	Kim Sykes	Honorable Mention
2002	Kristina Wilson	Third Team

2001	Nickie Luse	Second Team
1992	Dawn Havlin	Second Team
1990	Lori Loew	First Team
1989	Leslie Roberto	Second Team
1986	Jodi Krauser	Second Team
1985	Chris Jones	Honorable Mention

American All-Academic Team

2014	Allison Abbe	
	Jae Atkinson	
	Jaycie Brown	
	Michelle Brownlee	
	Katy Couperus	
	Natalie Coury	
	Megan Cravenor	
	Lizzie Ehrnfeldt	
	Emily Elsbrock	
	Alexa Fiehrer	
	Taylor Fitts	
	Julie Gavorski	
	Vanessa Gilles	
	Mackenzie Grause	
	Anna Haverchak	
	Haleigh Hoff	
	Christina Mason	
	Taylor Jackson	
	Emily Lange	
	Kelly Latimer	
	Kelsey Parinello	
	Laura Rose	
	Danielle Rotheram	
	Natalie Smith	
	Kayla Utley	
	Kristina Utley	
	Mollie Williams	
	Bailey Wilson	
2013	Jae Atkinson	
	Megan Cravenor	
	Emily Elsbrock	
	Alex Fiehrer	
	Mackenzie Grause	
	Haleigh Hoff	
	Christi Howard	
	Kelly Latimer	
	Madison Melnick	
	Taylor Nelson	
	Laura Rose	
	Natalie Smith	
	Callie Taylor	
	Alli Thul	
	Kristina Utley	
	Kayla Utley	
	Mollie Williams	
	Bailey Wilson	

BIG EAST Academic All-Star Team

2012	Jae Atkinson	
	Katie Buczek	
	Megan Cravenor	
	Kaylee Dakers	
	Natalie Domanic	
	Emily Elsbrock	
	Alex Fiehrer	
	Mackenzie Grause	
	Katie Greer	
	Christi Howard	
	Laura Rose	
	Kate Schmidt	
	Natalie Smith	
	Callie Taylor	
	Kristina Utley	
	Mollie Williams	
2011	Logan Ballinger	
	Sydney Barker	
	Rachel Barnette	
	Kaitlyn Buczek	
	Natalie Domanic	
	Brooke Eberly	
	Emily Hebbeler	
	Katie Johnson	
	Erin Kaufman	
	Kendall Loggins	
	Liz Miller	
	Kelli Pawelko	
	Erin Petree	
	Jazmine Rhodes	
	Lauren Romanelli	
	Kate Schmidt	
	Kay Young	
	Sanam Zahedi	
2010	Logan Ballinger	
	Sydney Barker	
	Rachel Barnette	
	Katie Buczek	
	Natalie Domanic	
	Brooke Eberly	
	Emily Hebbeler	
	Katie Johnson	
	Erin Kauffman	
	Kendall Loggins	
	Liz Miller	
	Kelli Pawelko	
	Erin Petree	
	Jazmine Rhodes	
	Lauren Romanelli	
	Kate Schmidt	
	Kay Young	
	Sanam Zahedi	
2009	Logan Ballinger	
	Sydney Barker	
	Rachel Barnette	

HONORS AND AWARDS



Sydney Barker

2008
Melissa Bigg
Christine Brewer
Kaylee Dakers
Ashley Daniels
Brooke Eberly
Emily Hebbeler
Katie Johnson
Erin Kaufman
Kendall Loggins
Julie Morrissey
Heather Neiser
Kelli Pawelko
Evi Ranson
Kay Young
Andrea Kaminski
Sydney Barker
Jenn Johannigman
Andrea Kaminski
Erin Kaufman
Chelsea Kindschuh
Kendall Loggins
Lauren Lucas
Kristin May
Heather Neiser
Lindsey Noteboom
Kelli Pawelko
Teresa Smolilo
Kim Sykes
Kay Young
2007
Stephanie Brindle
Lisa Clark
Gigi Ernst
Jenn Johannigman
Andrea Kaminski
Chelsea Kindschuh
Erica Maine
Kristin May
Julie Morrissey
Heather Neiser
Lindsey Noteboom

2006
Nicole Sanda
Teresa Smolilo
Kim Sykes
Anna Barrett
Stephanie Brindle
Lisa Clark
Rachael Epps
Gigi Ernst
Ana Farmer
Heather Haney
Becky Imhoff
Jenn Johannigman
Chelsea Kindschuh
Jessica Legge
Erica Maine
Amy May
Kristin May
Heather Neiser
Kate Norton
Nicole Sanda
Kim Sykes
2005
Anna Barrett
Lauren Buland
Jamie Clark
Rachael Epps
Gigi Ernst
Heather Haney
Jenn Johannigman
Chelsea Kindschuh
Jen Leiter
Amy May
Kristin May
Kate Norton
Lindsey Noteboom
Nicole Sanda
Marie Strelka
Kim Sykes

C-USA Commissioner's Honor Roll

2005
Anna Barrett
Lauren Buland
Jamie Clark
Gigi Ernst
Jessica Legge
Jen Leiter
Amy May
Kate Norton
Amy Mink
Lisa Stephens
Marie Strelka
2004
Anna Barrett
Lauren Buland
Jamie Clark
Jessica Legge
Jen Leiter
Rachel Lieberman
Rebecca Miller

2003
Amy Mink
Ashley Murphy
Jennifer Sibert
Lisa Stephens
Marie Strelka
Tasha Wagner
Kristina Wilson
Renee Balconi
Kristen Baluta
Lauren Buland
Erin Cain
Stacey Kyser
Rachel Lieberman
Amy Mink
Ashley Murphy
Jennifer Sibert
Amy Simonson
Marie Strelka
Tasha Wagner
Kristina Wilson
Erin Cain
Stacey Kyser
Rachel Lieberman
Ashley Murphy
Lisa Stephens
Marie Strelka
Tasha Wagner
Kristina Wilson
Lisa Day
Jill Firman
Heather Herweh
Christy Hoffman
Nickie Luse
Leah Polaski
2001
Erin Cain
Sarah Eaton
Stacey Kyser



Lisa Day

HONORS AND AWARDS

	Ashley Murphy		Lori Weaver
	Tasha Wagner	1996	Jessica Andrews
	Kristina Wilson		Paulette Angilecchia
	Lisa Day		Krystin Flanagan
	Jill Firman		Sherri Foley
	Heather Herweh		Heather Heintzelma
	Christy Hoffman		Sarah Kirsch
	Nickie Luse		Nicole Thorne
	Leah Polaski		
	Shannon Reardon		
2000	Lauren Clark	C-USA Postgraduate Scholarship	
	Lisa Day	2004	Kristina Wilson
	Sarah Eaton		
	Jill Firman	C-USA Scholar-Athlete of the Year	
	Lauren Galea	1995	Sherri Foley
	Heather Herweh		
	Keri Kendrick	C-USA Commissioner's Academic Medal	
	Nickie Luse	2005	Jamie Clark
	Beth Paderi		Gigi Ernst
	Shannon Reardon		Jen Leiter
	Amy Rodeheffer	2004	Jamie Clark
	Kathy Wilson		Jen Leiter
1999	Jenny Antrobus	2000	Jill Firman
	Katrina Bennett		Christy Hoffman
	Lauren Clark		Leah Polaski
	Lisa Day		Hilary Reinardt
	Sarah Eaton	1999	Lisa Day
	Lauren Galea		Heather Heintzelman
	Heather Heintzelma		Kathy Wilson
	Christy Hoffman	1998	Lauren Clark
	Beth Paderi		Heather Heintzelman
	Suzanne Paulette		Beth Paderi
	Shannon Reardon	1997	Katherine Raynolds
	Amy Rodeheffer		Beth Paderi
	Lisa Schutte		
	Katrina Smolarczyk		
	Kathy Wilson		
1998	Katrina Bennett		
	Lauren Clark		
	Sarah Eaton		
	Lauren Galea		
	Heather Heintzelma		
	Beth Paderi		
	Katherine Raynolds		
	Amy Rodeheffer		
	Lisa Schutte		
1997	Paulette Angilecchia		
	Katrina Bennett		
	Lauren Clark		
	Lauren Galea		
	Heather Heintzelma		
	Sarah Kirsch		
	Gabrielle Mauren		
	Jen Miensers		
	Beth Paderi		
	Amy Rodeheffer		
	Nicole Thorne		

YEAR-BY-YEAR STATISTICAL LEADERS

POINTS

2014	Danielle Rotheram	19
2013	Jae Atkinson	16
2012	Laura Rose	11
2011	Mackenzie Grause	15
2010	Emily Hebbeler	9
2009	Emily Hebbeler	14
2008	Julie Morrissey	16
2007	Erin MacDonald	21
2006	Becky Imhoff	8
2005	Jenn Johannigman	12
2004	Andrea Haney	5
	Lisa Stephens	5
2003	Tasha Wagner	19
2002	Amy Simonson	21
2001	Ann Thomas	25
2000	Kim Jedlo	22
1999	Tianna Oliver	14
	Amy Rodeheffer	14
1998	Tina Matlock	33
1997	Tina Matlock	38
1996	Paulette Angilecchia	42
1995	Paulette Angilecchia	21
1994	Paulette Angilecchia	32
1993	Paulette Angilecchia	23
1992	Kati Cassidy	17
1991	Alyson Biggs	9
1990	Lori Loew	34
1989	Lori Loew	46
1988	Barb Volker	40
1987	Barb Volker	19
1986	Barb Volker	38
1985	Robin Paffe	28
	Barb Volker	28
1984	Robin Paffe	30
1983	Vicki Niemann	33
1982	Vicki Niemann	53
1981	Unknown	
1980	Unknown	

GOALS

2014	Danielle Rotheram	7
2013	Katy Couperus	6
	Emily Elsbrock	6
2012	Laura Rose	5
2011	Mackenzie Grause	6
2010	Emily Hebbeler	4
2009	Emily Hebbeler	6
	Kendall Loggins	6
2008	Julie Morrissey	7
2007	Erin MacDonald	7
2006	Becky Imhoff	4
2005	Jenn Johannigman	6
2004	Andrea Haney	2
	Amanda Ryan	2
2003	Tasha Wagner	7
2002	Amy Simonson	9

2001	Ann Thomas	11
2000	Kim Jedlo	10
1999	Amy Simonson	6
1998	Tina Matlock	15
1997	Tina Matlock	14
1996	Paulette Angilecchia	17
1995	Paulette Angilecchia	10
1994	Paulette Angilecchia	14
1993	Paulette Angilecchia	9
1992	Kati Cassidy	7
1991	Alyson Biggs	4
1990	Lori Loew	15
1989	Lori Loew	21
1988	Barb Volker	16
1987	Barb Volker	7
1986	Barb Volker	17
1985	Robin Paffe	12
1984	Robin Paffe	15
1983	Vicki Niemann	15
1982	Vicki Niemann	18
1981	Vicki Niemann	17
1980	Becky Fellerhoff	10

ASSISTS

2014	Jae Atkinson	11
2013	Jae Atkinson	6
2012	Three tied	3
2011	Kelli Pawelko	5
2010	Kelli Pawelko	3
2009	Melissa Bigg	6
2008	Kristin May	3
	Erin MacDonald	3
2007	Erin MacDonald	7
2006	Three tied	2
2005	Becky Imhoff	6
2004	Lisa Stephens	3
2003	Tasha Wagner	5
2002	Tasha Wagner	10
2001	Amy Simonson	8
2000	Amy Simonson	5
1999	Three tied	4
1998	Amy Rodeheffer	5
1997	Tina Matlock	10
1996	Tina Matlock	11
1995	Three tied	5
1994	Erin Rosser	7
1993	Paulette Angilecchia	5
1992	Erin Rosser	5
1991	Amy Munn	2
	Lisa Koch	2
1990	Three tied	4
1989	Lori Wallace	9
1988	Barb Volker	8
1987	Barb Volker	5
1986	Leslie Harris	5
1985	Barb Volker	6
1984	Coleen Malone	5

1983	Colleen McMahon	5
1982	Vicki Niemann	17
1981	Unknown	
1980	Unknown	

GWG

2014	Laura Rose	2
2013	Three tied	2
2012	Four tied	1
2011	Jasmine Rhodes	2
2010	Emily Hebbeler	3
2009	Julie Morrissey	2
	Erin MacDonald	2
2008	Julie Morrissey	5
2007	Erin MacDonald	2
2006	Becky Imhoff	4
2005	Three tied	1
2004	Amanda Ryan	2
2003	Tasha Wagner	4
2002	Amy Simonson	6
2001	Ann Thomas	6
2000	Kim Jedlo	3
	Jen Meiners	3
1999	Amy Rodeheffer	3
1998	Tina Matlock	4
1997	Tina Matlock	7
1996	Joy Naber	6
1995	Paulette Angilecchia	4
1994	Paulette Angilecchia	5
1993	Paulette Angilecchia	4
1992	Kati Cassidy	3
1991	Five tied	1
1990	Lori Loew	3
1989	Unknown	
1988	Unknown	
1987	Unknown	
1986	Unknown	
1985	Unknown	
1984	Robin Paffe	4
1983	Unknown	
1982	Vicki Niemann	4
1981	Unknown	
1980	Unknown	

SHOTS

2014	Katy Couperus	49
2013	Katy Couperus	35
2012	Jasmine Rhodes	39
2011	Logan Ballinger	61
2010	Julie Morrissey	46
2009	Melissa Bigg	44
2008	Julie Morrissey	51
	Kristin May	51
2007	Erin MacDonald	33
2006	Becky Imhoff	52
2005	Kristin May	45
2004	Becky Imhoff	30

YEAR-BY-YEAR LEADERS

2003	Tasha Wagner	49
2002	Amy Simonson	54
2001	Lisa Stephens	51
2000	Jen Meiners	39
1999	Ann Thomas	33
1998	Tina Matlock	67
1997	Tina Matlock	73
1996	Paulette Angilecchia	83
1995	Paulette Angilecchia	36
1994	Paulette Angilecchia	61
1993	Paulette Angilecchia	47
1992	Jennifer Braun	48
1991	Kati Cassidy	25
1990	Lori Loew	46
1989	Lori Loew	78
1988	Barb Volker	56
1987	Leslie Harris	44
1986	Barb Volker	80
1985	Robin Paffe	64
1984	Robin Paffe	69
1983	Vicki Niemann	87
1982	Kerrie Glenn	73
1981	<i>Unknown</i>	
1980	<i>Unknown</i>	

SAVES

2014	Natalie Smith	25
2013	Natalie Smith	76
2012	Kristina Utley	125
2011	Kristina Utley	90
2010	Ashley Daniels	69
2009	Andrea Kaminski	114
2008	Andrea Kaminski	86
2007	Andrea Kaminski	110
2006	Andrea Kaminski	97
2005	Sherry Slye	94
2004	Sherry Slye	47
2003	Sherry Slye	69
2002	Tracy Hale	87
2001	Christy Hoffman	77
2000	Christy Hoffman	97
1999	Katrina Smolarczyk	58
1998	Christy Hoffman	80
1997	Christy Hoffman	103
1996	Gabrielle Mauren	56
1995	Julie McCaffrey	86
1994	Julie McCaffrey	112
1993	Lisa Griffin	83
1992	Lisa Griffin	103
1991	Kim Cowen	127
1990	Laura Kerr	107
1989	Laura Kerr	109
1988	Laura Kerr	70
1987	Laura Kerr	75
1986	Kathy Kronauge	64
1985	Chris Jones	76
1984	Chris Jones	66

1983	Julie Williams	41
1982	Chris Jones	85
1981	<i>Unknown</i>	
1980	<i>Unknown</i>	

SHUTOUTS

2014	Natalie Smith	4
2013	Natalie Smith	2
2012	Kristina Utley	2
2011	Kristina Utley	4
2010	Rachel Barnette	5
2009	Andrea Kaminski	5
2008	Andrea Kaminski	4
2007	Andrea Kaminski	1
2006	Andrea Kaminski	6
2005	Sherry Slye	4
2004	Sherry Slye	1
	Tracy Hale	1
2003	---	0
2002	Tracy Hale	12
2001	Christy Hoffman	14
2000	Christy Hoffman	6
1999	Katrina Smolarczyk	4
1998	Christy Hoffman	4
1997	Christy Hoffman	8
1996	Gabrielle Mauren	6
1995	Julie McCaffrey	4
1994	Julie McCaffrey	6
1993	Lisa Griffin	2
1992	Lisa Griffin	4.5
1991	Kim Cowen	1
1990	Laura Kerr	5
1989	Laura Kerr	7.5
1988	Laura Kerr	5.5
1987	Laura Kerr	8.5
1986	Kathy Kronauge	5
1985	Kathy Kronauge	4
1984	Chris Jones	5
1983	Julie Williams	4
1982	Chris Jones	8
1981	<i>Unknown</i>	
1980	Mary Hoyer	6

WINS

2014	Natalie Smith	8
2013	Natalie Smith	7
2012	Kristina Utley	4
2011	Kristina Utley	5
2010	Rachel Barnette	6
2009	Andrea Kaminski	7
2008	Andrea Kaminski	10
2007	Andrea Kaminski	6
2006	Andrea Kaminski	7
2005	Sherry Slye	3
2004	Sherry Slye	2
	Tracy Hale	2
2003	Sherry Slye	3

2002	Tracy Hale	17
2001	Christy Hoffman	20
2000	Christy Hoffman	16
1999	Katrina Smolarczyk	8
1998	Christy Hoffman	8
1997	Christy Hoffman	15
1996	Katrina Bennett	8
1995	Julie McCaffrey	10
1994	Julie McCaffrey	14
1993	Lisa Griffin	6
1992	Lisa Griffin	7
1991	Kim Cowen	5
1990	Laura Kerr	7
1989	Laura Kerr	13
1988	Laura Kerr	9
1987	Laura Kerr	10
1986	<i>Unknown</i>	
1985	Chris Jones	11
1984	<i>Unknown</i>	
1983	<i>Unknown</i>	
1982	<i>Unknown</i>	
1981	<i>Unknown</i>	
1980	<i>Unknown</i>	

GAA

2014	Kristina Utley	1.24
2013	Natalie Smith	1.50
2012	Kristina Utley	2.07
2011	Kristina Utley	1.29
2010	Rachel Barnette	1.36
2009	Andrea Kaminski	1.25
2008	Andrea Kaminski	1.42
2007	Andrea Kaminski	1.72
2006	Andrea Kaminski	1.04
2005	Sherry Slye	1.68
2004	Sherry Slye	1.45
2003	Sherry Slye	1.58
2002	Tracy Hale	0.62
2001	Christy Hoffman	0.58
2000	Christy Hoffman	1.29
1999	Katrina Smolarczyk	1.60
1998	Christy Hoffman	1.37
1997	Christy Hoffman	1.15
1996	Gabrielle Mauren	0.60
1995	Julie McCaffrey	1.68
1994	Julie McCaffrey	1.43
1993	Lisa Griffin	2.20
1992	Lisa Griffin	1.66
1991	Kim Cowen	2.50
1990	Laura Kerr	1.34
1989	Laura Kerr	0.81
1988	Laura Kerr	1.37
1987	Laura Kerr	1.35
1986	Kathy Kronauge	0.86
1985	Chris Jones	1.38
1984	Chris Jones	0.90
1983	Chris Jones	0.58

YEAR-BY-YEAR STATISTICS

Year	Coach	Overall	Home	Away	Neutral	Conf.	G	A	Pts	Sh	Sh%	GA	Home Att
2014	Neil Stafford	10-8-2	7-1-1	3-7-1	0-0-0	4-5-0	43	39	125	312	.138	27	5,930
2013	Neil Stafford	8-11-1	4-2-1	3-9-0	1-0-0	4-4-1	30	26	86	249	.120	37	2,978
2012	Michelle Salmon	4-13-1	3-5-0	1-6-1	0-2-0	1-10-0	15	15	45	244	.061	39	5,245
2011	Michelle Salmon	6-9-4	2-6-2	3-3-1	1-0-1	2-7-2	22	19	63	282	.078	26	6,188
2010	Michelle Salmon	8-10-1	5-4-0	3-6-0	0-0-1	2-9-0	19	16	54	248	.077	34	3,238
2009	Michelle Salmon	8-10-1	4-4-0	3-5-1	1-1-0	3-7-1	26	24	76	187	.139	25	2,902
2008	Michelle Salmon	10-7-3	4-4-1	6-3-2	0-0-0	5-3-3	24	20	68	237	.101	30	3,880
2007	Meridy Glenn	6-10-2	4-3-2	2-7-0	0-0-0	3-7-1	23	34	80	181	.127	34	4,372
2006	Meridy Glenn	7-9-2	4-3-2	3-6-0	0-0-0	3-7-1	13	10	36	248	.052	19	2,913
2005	Meridy Glenn	3-11-4	1-6-2	2-5-1	0-0-1	1-8-2	16	16	48	201	.080	32	3,015
2004	Meridy Glenn	4-14-0	2-7-0	2-6-0	0-1-0	1-9-0	11	11	33	164	.067	32	2,148
2003	Meridy Glenn	5-13-1	4-6-0	1-7-1	0-0-0	3-7-0	16	11	43	180	.089	31	2,420
2002	Meridy Glenn	17-4-3	7-1-1	6-3-1	4-0-1	6-1-3	36	31	103	306	.118	15	3,678
2001	Meridy Glenn	20-4-0	7-2-0	10-1-0	3-1-0	10-0-0	38	37	113	331	.115	14	2,549
2000	Meridy Glenn	16-6-0	7-1-0	8-4-0	1-1-0	9-2-0	50	35	135	247	.211	30	--
1999	Meridy Glenn	8-10-1	7-3-0	1-6-1	0-1-0	6-4-1	31	28	90	273	.114	31	--
1998	Meridy Glenn	10-10-1	5-4-0	4-5-1	1-1-0	7-4-0	32	24	88	282	.113	27	--
1997	Meridy Glenn	16-5-3	7-2-1	6-2-1	3-1-1	6-1-2	49	36	134	305	.161	29	--
1996	Meridy Glenn	15-5-3	7-0-2	5-5-1	3-0-0	7-1-1	69	54	192	408	.169	20	--
1995	Meridy Glenn	10-9-2	6-3-1	3-5-0	1-1-1	4-1-0	40	24	104	167	.240	27	--
1994	Meridy Glenn	15-5-2	5-2-1	7-3-0	3-0-1	1-1-1	52	33	137	318	.164	32	--
1993	Meridy Glenn	7-12-0	5-4-0	2-6-0	0-2-0	--	41	31	113	237	.173	42	--
1992	Meridy Glenn	7-10-1	4-4-1	3-6-0	0-0-0	--	35	18	88	274	.128	30	--
1991	Meridy Glenn	5-12-0	3-5-0	2-7-0	0-0-0	--	16	10	42	177	.090	44	--
1990	Meridy Glenn	8-7-3	3-3-1	5-3-2	0-1-0	--	37	25	99	237	.156	23	--
1989	Meridy Glenn	14-3-0	6-2-0	8-1-0	0-0-0	--	49	39	137	336	.146	15	--
1988	Meridy Glenn	10-5-1	6-1-0	4-3-1	0-1-0	--	47	33	127	281	.167	21	--
1987	Meridy Glenn	10-6-0	5-2-0	4-2-0	1-2-0	--	38	--	--	--	--	20	--
1986	Meridy Glenn	13-3-1	5-1-1	5-2-0	3-0-0	--	70	--	--	--	--	19	--
1985	Meridy Glenn	9-5-1	6-0-1	2-4-0	1-2-0	--	53	--	--	--	--	18	--
1984	Meridy Glenn	8-4-2	5-0-0	2-3-2	1-1-0	--	46	--	--	--	--	11	--
1983	Meridy Glenn	12-2-3	7-1-0	2-1-1	3-0-2	--	47	--	--	--	--	14	--
1982	John McNamara	12-4-0	7-0-0	5-4-0	0-0-0	--	96	--	--	--	--	24	--
1981	Janet Lines	11-4-0	3-1-0	6-1-0	2-2-0	--	58	--	--	--	--	17	--
1980	Janet Lines	12-2-0	7-1-0	5-1-0	0-0-0	--	46	--	--	--	--	12	--

SERIES RECORDS

Adelphi	1-0-0
1984	T, 1-1 (OT) Away

Akron	1-0-0
2009	W, 2-1 Home

Barry College	1-0-0
1986	W, 2-0 Neutral

Bowling Green	3-1-0
2002	W, 2-0 Home
2003	L, 0-1 Away
2008	W, 3-1 Home
2010	W, 2-1 (20T) Away

Brown	0-1-0
1985	L, 2-3 Neutral

Butler	5-2-2
1991	W, 4-3 (OT) Away
1992	T, 2-2 (OT) Home
1993	L, 1-3 Away
1995	W, 2-1 Away
1996	T, 1-1 (OT) Home
1997	W, 2-1 Away
1998	W, 1-0 (OT) Home
2000	W, 3-2 Away
2001	L, 0-1 Home

California	0-2-0
1983	L, 0-5 Away
1987	L, 0-2 Away

California Club Team	0-1-0
1981	L, 1-3 Neutral

Cal Poly	1-2-0
2000	L, 0-1 Home
2001	W, 1-0 Away
2011	L, 1-2 Home

Central Florida (UCF)	1-3-1
1982	L, 0-7 Away
1983	W, 3-2 Home
1987	L, 1-5 Away
2013	T, 1-1 (20T) Home
2014	L, 2-0 Away

Central Michigan	1-1-0
2003	L, 1-2 (20T) Home
2005	W, 1-0 Away

Central Michigan	3-0-0
1980	W, 6-1 Away

1981	W, 3-0 Away
1982	W, 15-0 Home

Charlotte	5-5-2
1995	W, 3-0 Home
1996	W, 3-0 Home
1997	T, 1-1 Away
1998	W, 2-1 Home
	L, 1-2 Neutral
1999	L, 0-2 Away
	L, 1-2 Neutral
2000	W, 1-0 (20T) Home
2001	W, 1-0 Away
2002	T, 0-0 (20T) Home
2003	L, 0-1 (20T) Home
2004	L, 0-1 Home

Cleveland State	2-0-0
2006	W, 3-0 Home
2007	W, 4-1 Away

Coastal Carolina	1-0-0
2011	W, 4-0 Neutral

College of Charleston	2-0-0
2010	W, 2-0 Home
2011	W, 3-2 (20T) Away

Colorado	0-1-0
2012	L, 1-2 Neutral

Colorado College	1-3-0
1981	W, 6-2 Neutral
1987	L, 0-1 Away
1988	L, 1-5 Away
1989	L, 1-4 (OT) Home

Connecticut (UConn)	2-3-1
1985	L, 0-2 Neutral
2005	L, 0-3 Away
2008	W, 2-1 Home
2011	T, 2-2 (20T) Away
2013	L, 0-1 (OT) Away
2014	W, 3-0 Home

Cornell	1-0-0
2013	W, 1-0 Neutral

Cortland State	0-0-1
1983	T, 1-1 (OT) Away

Creighton	1-1-0
1993	L, 0-3 Away
1994	W, 5-4 (OT) Home

Dayton	6-11-1
1984	W, 2-0 Away
1985	W, 5-1 Home
1986	W, 4-2 Away
1987	W, 1-0 Home
1988	W, 2-1 Away
1989	W, 5-0 Home
1990	T, 3-3 (OT) Away
1991	W, 3-2 Home
1992	L, 0-1 (OT) Home
1993	L, 1-6 Home
1994	W, 3-1 Neutral
	W, 2-0 Away
1995	W, 4-2 Away
2004	L, 0-2 Home
2005	L, 1-2 Away
2007	W, 4-3 Home
2008	L, 0-1 Away
2013	L, 1-3 Away

Dayton Club Team	1-0-0
1983	W, 8-1 Home

Denison	4-0-0
1980	W, 5-1 Away
1981	W, 8-0 Away
1982	W, 9-0 Home
1983	W, 8-1 Away

DePaul	12-5-1
1996	W, 8-0 Away
1997	W, 3-0 Home
1998	W, 3-0 Away
1999	W, 3-1 Home
2000	W, 2-1 Away
2001	W, 1-0 Home
2002	W, 2-0 Away
2003	W, 1-0 Away
2004	W, 1-0 Away
2005	T, 0-0 (20T) Home
2006	W, 3-1 Away
2007	L, 1-2 (20T) Home
2008	W, 2-1 Away
2009	L, 0-1 Away
2010	L, 1-2 (OT) Home
2011	W, 1-0 (20T) Away
2012	L, 0-1 Home
2014	L, 3-1 Away

Detroit Mercy	3-1-0
1994	W, 5-1 Home
1995	L, 2-3 Away
1996	W, 2-0 Home
1997	W, 2-1 Neutral

SERIES RECORDS

Duke	0-2-0
1991	L, 0-2 Away
1992	L, 1-2 Home

East Carolina	4-1-1
2001	W, 1-0 Home
2002	T, 0-0 (20T) Away
	W, 2-1 Neutral
2003	W, 2-1 Home
2004	L, 1-2 (OT) Home
2014	W, 3-0 Home

Eastern Kentucky	3-0-0
2009	W, 3-2 Away
2012	W, 2-0 Home
2014	W, 9-0 Home

Elon	0-0-1
2012	T, 1-1 (20T) Away

Evansville	4-3-2
1994	T, 2-2 (OT) Home
	W, 2-1 Neutral
1995	L, 0-3 Away
	L, 0-3 Home
1997	L, 1-2 Home
1998	T, 2-2 (OT) Away
2000	W, 1-0 Away
2001	W, 2-1 (20T) Home
2004	W, 2-0 Home

Florida	1-1-0
2002	W, 2-1 Home
2004	L, 0-4 Away

George Mason	1-8-0
1984	L, 1-4 Away
1986	L, 1-4 Away
1987	L, 1-6 Home
1988	L, 0-1 Away
1990	W, 2-0 Away
1991	L, 1-2 Home
1992	L, 0-2 Away
1993	L, 1-2 Away
1994	L, 1-2 Home

George Washington	1-1-0
1989	W, 2-1 (OT) Away
1990	L, 0-1 Home

Georgetown	1-7-0
2005	L, 0-4 Away
2006	W, 1-0 Home
2007	L, 0-5 Away
2008	L, 0-1 (20T) Home

2009	L, 2-3 Away
2010	L, 1-3 Home
2011	L, 1-2 Away
2012	L, 0-1 Home

Georgia	0-2-0
1998	L, 0-5 Home
2000	L, 3-4 Away

Georgia State	1-0-0
1997	W, 2-1 ???

Green Bay	2-0-0
1991	W, 2-1 (OT) Home
1994	W, 5-0 Away

Hartwick	1-0-0
1983	W, 2-0 Home

Houston	6-2-0
1998	L, 0-2 Away
	W, 3-0 Neutral
1999	L, 0-1 Home
2000	W, 3-1 Away
	W, 4-2 Neutral
2002	W, 1-0 Home
2013	W, 2-1 Away
2014	W, 1-0 Home

Illinois	0-2-0
2002	L, 0-3 Away
2010	L, 0-3 Home

Indiana	3-7-0
1993	L, 1-3 Away
1994	L, 1-3 Home
1995	W, 2-1 Home
1996	L, 1-2 Away
1997	L, 1-3 Neutral
1998	L, 0-1 (OT) Home
1999	L, 0-2 Away
2000	W, 1-0 Home
2001	L, 0-1 Away
2002	W, 3-1 Home

Indiana Club Team	4-0-0
1980	W, 1-0 Home
	W, 3-2 Home
1981	W, 2-1 Away
1983	W, 2-0 Home

James Madison	0-3-0
1991	L, 1-2 Away
1992	L, 1-2 Home

1993	L, 0-5 Away
------	-------------

Kalamazoo	1-0-0
1986	W, 7-0 Away

Kent State	1-0-0
2013	W, 2-1 Home

Kentucky	6-8-1
1992	W, 1-0 Away
1993	W, 2-1 Home
1994	W, 3-2 (OT) Away
1995	L, 1-2 (OT) Home
1996	L, 0-2 (OT) Away
1997	W, 3-2 (OT) Home
1998	L, 1-2 (OT) Away
1999	L, 0-1 Home
2000	L, 0-2 Away
2002	W, 1-0 Neutral
2004	L, 0-3 Home
2005	T, 2-2 (20T) Away
2006	W, 1-0 Home
2008	L, 0-1 Home
2009	L, 1-2 Away

Lewis	1-0-0
1988	W, 1-0 Home

Lindenwood	0-1-0
1982	L, 0-5 Away

Long Beach State	0-1-0
2013	L, 1-4 Away

Louisville	15-12-1
1985	W, 6-0 Home
1986	W, 13-1 Away
1987	W, 10-0 Home
1989	W, 2-0 Home
1990	W, 7-0 Away
1992	L, 1-2 Home
1993	L, 1-2 Away
1994	W, 4-0 Home
1995	W, 2-1 Away
1996	T, 0-0 (OT) Home
1997	W, 4-0 Away
	W, 1-0 (OT) Neutral
1998	W, 3-0 Away
1999	W, 5-0 Home
2000	W, 4-1 Home
2001	W, 1-0 (20T) Away
2002	W, 3-0 Home
2003	L, 0-1 Away
2004	L, 0-1 Home
2005	L, 0-1 Home

SERIES RECORDS

2006	L, 1-4	Away
2007	L, 0-1 (2OT)	Home
2008	L, 0-3	Away
2009	W, 2-0	Home
2010	L, 1-3	Away
2011	L, 0-1	Home
2012	L, 1-2 (2OT)	Away
2013	L, 4-5 (OT)	Home

Louisville Club Team	1-0-0
1984	W, 10-0

Loyola (Ill.)	2-0-1
1992	W, 5-1
1993	W, 7-0
2011	T, 0-0 (2OT)

Marquette	8-14-3
1993	W, 4-1
1994	L, 1-2
1995	W, 2-1
1996	L, 0-1 (OT)
	W, 4-2 (OT)
1997	T, 0-0 (OT)
	W, 1-0
1998	L, 1-2
1999	L, 1-2
2000	L, 2-5
	L, 0-1 (2OT)
2001	W, 2-1 (2OT)
	W, 1-0
2002	W, 1-0 (OT)
	W, 2-1
2003	L, 0-2
2004	L, 0-5
2005	L, 3-4
2006	L, 0-2
2007	T, 1-1 (2OT)
2008	T, 1-1 (2OT)
2009	L, 0-1
2010	L, 0-4
2011	L, 0-4
2012	L, 0-5

Marquette Club Team	1-0-0
1980	W, 7-0

Marshall	0-0-1
2014	T, 1-1 (2OT)

Maryland	0-1-0
1992	L, 2-4 (OT)

Memphis	10-2-0
1995	W, 6-0

1996	W, 5-1	Home
	W, 2-1	Neutral
1997	W, 3-2 (OT)	Away
1998	W, 2-1	Away
1999	W, 3-0	Home
2000	W, 2-1	Away
2001	W, 2-0	Away
2003	W, 2-1	Home
2004	L, 0-1 (2OT)	Away
2013	W, 3-2 (2OT)	Home
2014	L, 3-1	Away

Mercer	0-1-0
1992	L, 1-3

Metro State	1-0-0
1988	W, 3-0

Miami (Fla.)	0-1-0
2013	L, 0-2

Miami (Ohio)	4-2-2
1997	W, 5-1
1999	L, 1-2
2001	L, 0-1
2003	T, 2-2 (2OT)
2004	W, 2-1
2006	W, 2-1
2007	T, 1-1 (2OT)
2008	W, 3-2 (OT)

Miami (Ohio) Club Team	4-2-0
1980	L, 0-4
	L, 0-1
	W, 2-1
1981	W, 3-0
1982	W, 15-0
	W, 6-1

Michigan	1-1-0
2007	L, 0-3
2008	W, 2-1

Michigan Club Team	2-0-0
1981	W, 4-1
1982	W, 8-0

Michigan State	8-7-0
1986	W, 5-0
1987	W, 3-0
1988	L, 2-3
1989	W, 4-2
1990	W, 1-0
1991	L, 0-2
1992	L, 1-3

1993	L, 1-2 (OT)	Home
1994	W, 2-1	Away
1995	L, 1-2	Home
1996	W, 2-0	Away
1997	W, 2-1 (OT)	Home
1999	L, 2-5	Away
2005	W, 1-0	Home
2006	L, 0-2	Away

Michigan State Club Team	3-1-0
1980	W, 4-1
1981	L, 1-2
1982	W, 4-0
1983	W, 4-1

Milwaukee	4-2-0
1989	W, 5-1
1990	W, 1-0
1991	W, 2-1
1992	L, 1-2
2002	W, 2-1
2003	L, 0-1

Minnesota	4-0-0
1997	W, 3-1
1998	W, 1-0
2001	W, 2-0
2002	W, 2-1

Mississippi State	1-0-0
2014	W, 1-0

Missouri-Rolla	
1983	W, 1-0
1984	W, 4-0
1985	W, 2-0

Monmouth	2-1-0
1989	W, 5-1
1995	L, 0-5
1996	W, 7-1

Morehead State	1-0-0
2010	W, 2-1

Morehead State Club Team	4-0-0
1980	W, 4-0
1982	W, 6-0
1983	W, 3-1
1984	W, 10-0

Mount St. Joseph's Club Team	4-0-0
1982	W, 19-0
1983	W, 9-0

SERIES RECORDS

1984	W, 9-1	Away
1985	W, 13-0	Home
Nebraska	0-2-0	
2012	L, 1-2	Home
2013	L, 1-4	Away
New Mexico	0-1-0	
2004	L, 0-2	Neutral
North Carolina	0-3-0	
1982	L, 0-7	Away
1985	L, 0-4	Away
1988	L, 1-4 (OT)	Home
North Carolina State	3-2-1	
1991	L, 0-6	Away
1992	W, 1-0	Home
1994	T, 1-1 (OT)	Neutral
1997	L, 0-2	Away
1999	W, 2-1 (OT)	Home
2012	W, 3-1	Away
Northeastern	1-1-0	
2009	L, 0-2	Away
2012	W, 2-1 (2OT)	Home
Northern Colorado	1-0-0	
1987	W, 3-0	Away
Northwestern	1-2-1	
1996	L, 1-2	Away
1998	L, 0-2	Home
2010	T, 0-0 (2OT)	Neutral
2011	W, 2-1	Away
Notre Dame	1-13-1	
1991	L, 0-4	Home
1992	L, 0-3	Away
1994	L, 1-7	Neutral
1995	T, 2-2 (OT)	Home
1997	L, 1-7	???
2001	W, 3-2	Away
2005	L, 0-4	Away
2006	L, 0-3	Home
2007	L, 1-6	Away
2008	L, 0-6	Home
	L, 0-5	Away
2009	L, 1-2	Home
2010	L, 0-4	Away
2011	L, 1-4	Home
2012	L, 0-7	Away

Oakland **3-2-0**

2001	W, 3-2	Neutral
2002	W, 1-0	Home
2003	L, 1-5	Away
2006	W, 1-0	Home
2007	L, 0-1	Away

Ohio **1-0-0**

2009	W, 2-0	Away
------	--------	------

Ohio State **4-2-1**

1993	W, 1-0	Home
1994	W, 1-0	Away
1995	W, 3-1	Home
1996	L, 1-5	Away
2002	W, 1-0	Away
2003	L, 0-2	Home
2005	T, 2-2 (2OT)	Neutral

Ohio State Club Team **3-0-0**

1980	W, 5-0	Away
1981	W, 7-3	Home
1982	W, 5-0	Away

Pittsburgh **2-0-0**

2007	W, 2-1 (2OT)	Away
2010	W, 2-1	Home

Providence **2-1-1**

2005	W, 1-0	Away
2008	T, 1-1 (2OT)	Home
2011	L, 0-2	Away
2013	W, 3-0	Away

Purdue **0-1-1**

2004	L, 1-2	Away
2006	T, 0-0 (2OT)	Home

Purdue Club Team **3-0-0**

1980	W, 4-0	Home
1981	W, 5-1	Away
1982	W, 8-0	Home

Quincy Club Team **1-0-0**

1981	W, 10-0	Away
------	---------	------

Radford **3-1-0**

1986	W, 3-0	Home
1987	W, 2-0	Away
1989	W, 4-1	Away
1990	L, 2-3	Home

Robert Morris **2-0-0**

1992	W, 8-0	Home
1993	W, 11-1	Away

Rutgers **2-10-1**

1993	L, 0-1	Neutral
1994	W, 1-0	Home
1995	L, 3-5	Away
2005	L, 0-1	Home
2006	L, 0-2	Away
2007	W, 2-1	Home
2008	T, 0-0 (2OT)	Away
2009	L, 0-1 (OT)	Home
2010	L, 1-2	Away
2011	L, 0-1 (OT)	Home
2012	L, 0-5	Away
2013	L, 0-1	Home
	L, 1-2 (2OT)	Away

Sacramento State **1-0-0**

2001	W, 1-0	Away
------	--------	------

St. John's **3-1-0**

2006	L, 0-1	Home
2008	W, 1-0	Away
2009	W, 1-0	Away
2012	W, 1-0 (2OT)	Home

St. Francis (Pa.) **1-0-0**

2014	W, 5-0	Home
------	--------	------

St. Joseph's (Ind.) **1-0-0**

1988	W, 13-0	Home
------	---------	------

St. Louis **9-3-0**

1996	W, 7-1	Home
	W, 2-0	Neutral
1997	W, 3-0	Away
1998	W, 3-1	Away
1999	W, 1-0	Home
2000	L, 0-4	Away
	W, 1-0 (2OT)	Away
2001	W, 2-0	Away
	W, 2-0	Neutral
2002	L, 0-2	Home
2003	L, 0-1	Away
2009	W, 1-0	Neutral

St. Louis Club Team **4-4-0**

1981	L, 1-2	Home
1982	L, 0-4	Away
1983	L, 0-1	Home
1984	L, 0-1	Away
1985	W, 2-1	Home
1987	W, 3-1	Home
1988	W, 4-2	Home
1989	W, 3-0	Away

SERIES RECORDS

St. Mary's (Minn.)	1-0-0
1986	W, 3-2 Neutral

Samford	1-0-0
2014	W, 2-1 (OT) Away

San Diego State	1-1-0
1999	L, 0-5 Away
2000	W, 5-2 Home

Seton Hall	3-4-1
2005	T, 1-1 (2OT) Home
2006	L, 0-1 Away
2007	L, 1-2 Home
2008	W, 2-0 Away
2009	W, 4-0 Home
2010	L, 1-3 Away
2011	W, 3-0 Home
2012	L, 1-3 Away

Siena Heights	
1989	W, 2-0 Home
1990	W, 5-0 Home

SIU-Edwardsville	4-3-1
1982	W, 7-0 Away
1983	W, 2-1 (OT) Away
1984	L, 0-1 Away
1985	T, 1-1 (OT) Home
1988	W, 3-0 Home
1989	W, 3-0 Away
1990	L, 0-1 Home
1991	L, 0-1 Away

Slippery Rock Club Team	1-0-0
1981	W, 2-0 Home

South Carolina	0-1-0
2009	L, 0-4 Neutral

South Florida (USF)	9-10-1
1996	W, 8-0 Home
1997	W, 1-0 Away
1998	L, 1-2 Home
1999	L, 0-1 Away
2000	W, 5-1 Home
2001	W, 4-0 Home
2002	W, 3-1 Neutral
2003	L, 0-2 Away
2004	L, 0-1 Away
2005	L, 2-3 (OT) Home
2006	W, 1-0 Away
2007	W, 3-0 Home
2008	W, 2-1 Away
2009	L, 1-2 (OT) Home

2010	L, 0-1 Away
2011	T, 1-1 (2OT) Home
2012	L, 1-4 Away
2013	W, 3-2 Home
2014	L, 4-2 Away
	L, 3-2 Away

Southern Methodist (SMU)	2-2-1
1989	W, 2-0 Away
1990	T, 2-2 (OT) Home
1991	L, 0-5 Away
2013	L, 1-2 Away
2014	W, 1-0 Home

Southern Miss	4-1-1
1998	W, 5-1 Home
1999	T, 1-1 Away
2000	W, 4-0 Home
2001	W, 3-0 Home
2002	W, 2-0 Away
2004	L, 0-1 Home

Syracuse	1-1-2
2006	T, 0-0 (2OT) Home
2009	T, 1-1 (2OT) Away
2012	L, 0-1 Home
2014	W, 3-1 Home

TCU	2-1-0
1991	W, 2-0 Away
2002	W, 3-0 Home
2003	L, 1-2 Home

Temple	1-1-0
2013	W, 2-1 Away
2014	L, 2-1 Home

Tennessee	0-1-0
2002	L, 1-2 Away

Texas A&M	
1981	L, 1-2 Neutral

Toledo	2-0-0
2001	W, 2-0 Away
2003	W, 2-1 (OT) Home

Tulane	5-1-1
1996	W, 8-0 Away
1997	W, 8-0 Home
1998	W, 2-0 Home
1999	W, 4-1 Away
2000	W, 3-1 Home
2002	T, 1-1 (2OT) Away

2004	L, 1-2 Home
------	-------------

Tulsa	2-1-0
1989	W, 3-0 Home
1990	W, 4-3 (OT) Home
2014	L, 2-1 Away

UAB	6-4-0
1996	W, 3-0 Away
1997	L, 1-2 Home
	W, 2-2 (OT-PK) Neutral
1998	L, 0-1 Away
1999	W, 2-0 Home
2000	W, 2-1 Away
2001	W, 2-1 Away
	W, 2-0 Neutral
2003	L, 0-2 Away
2004	L, 0-2 Away

UC Irvine	0-1-0
2012	L, 1-2 Neutral

UC Santa Barbara	0-3-1
1986	L, 0-1 Away
1990	L, 1-3 Home
2013	L, 0-1 Away
2014	T, 1-1 (2OT) Home

UMass Lowell	1-0-0
2013	W, 4-1 Home

UNC Greensboro	2-0-0
1994	W, 2-1 Away
1995	W, 2-1 Home

UNC Wilmington	4-0-0
1986	W, 5-1 Away
1987	W, 1-0 Home
1988	W, 3-1 Away
1990	W, 5-0 Away

Vanderbilt	4-3-0
1987	W, 6-0 Away
1993	W, 4-2 Away
1994	W, 1-0 Home
	L, 2-3 (3OT) Away
1995	L, 0-2 Away
1996	W, 3-1 Home
2014	L, 3-2 (OT) Away

Vanderbilt Club Team	2-0-0
1985	W, 10-0 Home
1986	W, 7-0 Home

SERIES RECORDS

Villanova		2-6-1
1984	T, 0-0 (OT)	Away
2005	L, 1-2	Away
2006	L, 0-1	Home
2007	L, 0-1	Away
2008	W, 2-1	Home
2009	L, 1-3	Away
2010	W, 3-2	Home
2011	L, 0-1	Away
2012	L, 0-1	Home

Virginia		0-6-1
1987	L, 2-4 (OT)	Away
1988	T, 1-1 (OT)	Away
1989	L, 1-3	Away
1990	L, 0-1	Home
1991	L, 0-5	Away
1993	L, 1-3	Home
2001	L, 0-4	Away

Xavier		23-6-0
1984	W, 4-0	Home
1985	W, 6-0	Away
1986	W, 4-1	Home
1987	W, 3-0	Away
1988	W, 2-0	Home
1989	W, 4-0	Away
1990	L, 1-2	Home
1991	L, 0-2	Home
1992	W, 1-0	Away
1993	W, 2-1	Home
1994	W, 3-0	Away
1995	W, 4-0	Home
1996	W, 1-0	Away
1997	W, 1-0	Home
1998	L, 1-2	Away
1999	W, 4-2	Home
2000	W, 4-0	Away
2002	W, 3-0	Away
2003	W, 3-1	Home
2004	W, 3-2	Away
2005	L, 1-2 (OT)	Home
2006	L, 0-1 (OT)	Away
2007	W, 2-1 (2OT)	Home
2008	W, 1-0	Away
2009	W, 4-0	Home
2010	W, 1-0	Away
2011	W, 1-0	Home
2013	L, 0-3	Away
2014	W, 2-0	Home

Xavier Club Team		2-0-0
1982	W, 3-0	Home
1983	W, 1-0	Away

2007	L, 0-2	Away
2010	L, 0-4	Home

Western Carolina		0-0-1
2011	T, 1-1 (2OT)	Home

Western Michigan		1-0-0
2010	W, 1-0	Home

William & Mary		1-6-1
1983	W, 3-1	Home
1984	L, 0-3	Away
1986	L, 2-6	Away
1987	L, 0-1 (OT)	Home
1990	T, 1-1 (OT)	Neutral
1992	L, 1-3	Away
2003	L, 1-3	Away
2005	L, 1-2	Home

Wisconsin		4-8-2
1981	W, 4-1	Neutral
1984	W, 1-0	Home
1985	L, 0-3	Away
1986	W, 3-0	Neutral
	T, 1-1 (OT)	Home
1988	L, 0-2	Away
1989	L, 1-2	Home
1990	L, 0-2	Away
1991	L, 0-2	Home
1993	L, 1-3	Home
1995	L, 1-2	Home
1996	T, 0-0 (OT)	Away
2010	W, 1-0	Away
2011	L, 1-2	Home

Wittenberg		1-0-0
1986	W, 6-0	Home

Wright State		8-4-1
1985	W, 4-0	Away
1986	W, 4-0	Home
1987	W, 2-0	Away
1988	W, 4-0	Home
1989	W, 3-0	Away
1990	W, 2-1	Home
1991	L, 0-2	Away
1992	W, 4-2	Home
1993	L, 2-3 (OT)	Away
1994	W, 4-1	Neutral
1995	T, 0-0 (OT)	Neutral
2007	L, 1-2	Away
2008	L, 2-3	Home

West Virginia

0-2-0

YEAR-BY-YEAR RESULTS

1980

Janet Lines – 12-2-0

9/21	Marquette	W	7-0
9/27	at Denison	W	5-1
10/5	at Ohio State	W	5-0
10/11	Indiana	W	1-0
10/19	Morehead State	W	4-0
10/26	at Miami (Ohio)	L	0-4
11/1	Purdue	W	4-0
11/8	at Central Michigan	W	6-1
11/12	Miami (Ohio)	L	0-1
11/22	Miami (Ohio)^	W	2-1
11/23	Indiana^	W	3-2
11/23	Michigan State^	W	4-1

^ MISWL Tournament

1981

Janet Lines – 11-4-0

9/19	at Purdue	W	5-0
9/26	at Denison	W	8-0
10/4	Missouri-St.Louis	L	1-2
10/10	at Michigan	W	4-1
10/10	at Central Michigan	W	3-0
10/11	at Michigan State	L	1-2
10/18	at Indiana	W	2-1
10/21	Miami (Ohio)	W	3-0
10/25	Ohio State	W	7-3
11/1	Slippery Rock	W	2-0
11/5	at Quincy^	W	10-0
11/7	vs. Wisconsin^	W	4-1
11/19	vs. Texas AGM#	L	1-2
11/20	vs. Colorado College#	W	6-2
11/21	vs. California#	L	1-3

^ AIAW Region 5 Tournament

AIAW National Championship

1982

John McNamara – 12-4-0

9/16	at Morehead State	W	6-0
9/19	at Missouri-St.Louis	L	0-4
9/20	at SIU-Edwardsville	W	7-0
9/21	at Lindenwood	L	0-5
9/30	at Mt. St. Joseph	W	19-0
10/2	Michigan	W	8-0
10/3	Central Michigan	W	15-0
10/6	Miami (Ohio)	W	15-0
10/9	Xavier	W	3-0
10/13	at Ohio State	W	5-0
10/16	Purdue	W	8-0
10/23	at North Carolina	L	0-7
10/24	at Central Florida	L	0-7
10/30	Michigan State	W	4-0
10/31	at Miami (Ohio)	W	6-1
11/6	Denison	W	9-0

1983

Meridy Glenn – 12-2-3

9/8	Central Florida	W	3-2
9/10	Hartwick	W	2-0
9/10	Missouri-St.Louis	L	0-1
9/11	William & Mary	W	3-1
9/18	Michigan St	W	4-1
9/20	at Denison	W	8-1
9/24	at Cortland State	T-OT	1-1
9/28	Mt. St. Joseph	W	9-0
10/12	Indiana	W	2-0
10/23	at Morehead State	W	3-1
	Dayton	W	8-1
10/26	at Xavier	W	1-0
10/29	at Missouri-Rolla	W	1-0
	at SIU-Edwardsville	W-OT	2-1
	at California#	L	0-5

NCAA Tournament

1984

Meridy Glenn – 8-4-2

9/9	Xavier	W	4-0
9/15	at George Mason	L	1-4
9/16	at William & Mary	L	0-3
9/21	Louisville	W	10-0
9/28	at Missouri-St.Louis	L	0-1
9/29	at Missouri-Rolla	W	4-0
9/30	at SIU-Edwardsville	L	0-1
10/7	Morehead State	W	10-0
10/13	at Adelphi	T-OT	1-1
10/14	at Villanova	T-OT	0-0
10/18	at Dayton	W	2-0
10/21	SIU-Edwardsville	W	2-0
10/28	Wisconsin	W	1-0
11/1	at Mt. St. Joseph	W	9-1

1985

Meridy Glenn – 9-5-1

9/18	Louisville	W	6-0
9/21	SIU-Edwardsville	T-OT	1-1
9/22	Vanderbilt	W	10-0
9/28	vs. Brown	L	2-3
9/29	vs. Connecticut	L	0-2
10/2	at Wright State	W	4-0
10/6	at Wisconsin	L	0-3
10/9	Mt. St. Joseph	W	13-0
10/12	Missouri-Rolla	W	2-0
10/20	at North Carolina	L	0-4
10/23	at Xavier	W	6-0
10/27	Missouri-St.Louis	W	2-1
10/30	Dayton	W	5-1

1986

Meridy Glenn – 13-3-1

9/9	at Wilmington	W	5-1
9/13	at William & Mary	L	2-6
9/14	at George Mason	L	1-4
9/17	at Louisville	W	13-1
9/26	vs. Barry College	W	2-0
9/27	vs. St. Marys (Minn.)	W	3-2
9/28	vs. Wisconsin	W	3-0
10/5	Wright State	W	4-0
10/8	Xavier	W	4-1
10/11	Vanderbilt	W	7-0
10/17	Wisconsin	T-OT	1-1
10/19	Radford	W	3-0
10/22	Wittenberg	W	6-0
10/25	at Kalamazoo	W	7-0
10/26	at Michigan State	W	5-0
10/29	at Dayton	W	4-2
11/9	UC-Santa Barbara#	L	0-1

NCAA Tournament

1987

Meridy Glenn – 10-6-0

9/13	at Xavier	W	3-0
9/16	Louisville	W	10-0
9/19	at Central Florida	L	1-5
9/20	at California	L	0-2
9/22	at Vanderbilt	W	6-0
9/27	Michigan State	W	3-0
10/3	at Colorado College	L	0-1
10/4	at Northern Colorado	W	3-0
10/8	at Wright State	W	2-0
10/14	Dayton	W	1-0
10/17	William & Mary	L-OT	0-1
10/18	George Mason	L	1-6
10/24	at Virginia	L-OT	2-4
10/25	at Radford	W	2-0
10/28	Wilmington	W	1-0
11/1	Missouri-St.Louis	W	3-1

1988

Meridy Glenn – 10-5-1

9/3	North Carolina	L-OT	1-4
9/7	SIU-Edwardsville	W	3-0
9/10	at Wilmington	W	3-1
9/11	Lewis	W	1-0
9/17	at Wisconsin	L	0-2
9/21	at Louisville	W	7-1
9/25	at Michigan State	L	2-3
9/28	Wright State	W	4-0
10/1	Xavier	W	2-0
10/8	at Colorado College	L	1-5
10/9	at Metro State	W	3-0
10/13	at Dayton	W	2-1
10/19	St. Joseph's (Ind.)	W	13-0
10/22	at George Mason	L	0-1

YEAR-BY-YEAR RESULTS

10/23	at Virginia	T-OT	1-1
10/30	Missouri-St.Louis	W	4-2

1989

Meridy Glenn – 14-3-0

9/3	Siena Heights	W	2-0
9/4	Wisconsin	L	1-2
9/9	Colorado College	L-OT	1-4
9/13	at Xavier	W	4-0
9/16	at Missouri-St.Louis	W	3-0
9/17	at SIU-Edwardsville	W	3-0
9/20	Louisville	W	2-0
9/24	Michigan State	W	4-2
9/29	at Radford	W	4-1
10/7	Tulsa	W	3-0
10/8	Wis.-Milwaukee	W	5-1
10/14	at SMU	W	2-0
10/15	at Virginia	L	1-3
10/18	Dayton	W	5-0
10/23	at Wright State	W	3-0
10/28	at Monmouth	W	5-1
10/29	at George Washington	W-OT	2-1

1990

Meridy Glenn – 8-7-3

9/1	at Wilmington	W	5-0
9/4	Siena Heights	W	5-0
9/8	George Washington	L	0-1
9/14	SMU	T-OT	2-2
9/16	Virginia	L	0-1
9/19	at Dayton	T-OT	3-3
9/23	at Michigan State	W	1-0
9/26	Xavier	L	1-2
9/30	UC-Santa Barbara	L	1-3
10/3	Wright State	W	2-1
10/6	SIU-Edwardsville	L	0-1
10/7	Tulsa	W-OT	4-3
10/10	at Louisville	W	7-0
10/14	Radford	L	2-3
10/20	at Wisconsin	L	0-2
10/21	at Wis.-Milwaukee	W	1-0
10/27	at George Mason	W	2-0
10/28	vs. William & Mary	T-OT	1-1

1991

Meridy Glenn – 5-12-0

9/7	Wis.-Green Bay	W-OT	2-1
9/11	at SIU-Edwardsville	L	0-1
9/14	Notre Dame	L	0-4
9/18	at Butler	W-OT	4-3
9/22	Michigan State	L	0-2
9/25	Xavier	L	0-2
9/28	at North Carolina St.	L	0-6
9/29	at Duke	L	0-2

10/5	at James Madison	L	1-2
10/6	at Virginia	L	0-5
10/12	Wis.-Milwaukee	W	2-1
10/13	Wisconsin	L	0-2
10/26	at Wright State	L	0-2
10/27	George Mason	L	1-2
10/30	Dayton	W	3-2
11/1	at TCU	W	2-0
11/3	at SMU	L	0-5

1992

Meridy Glenn – 7-10-1

9/8	at Kentucky	W	1-0
9/10	Mercer	L	1-3
9/12	at Maryland	L-OT	2-4
9/13	at George Mason	L	0-2
9/17	Butler	T-OT	2-2
9/20	at Michigan State	L	1-3
9/23	at Xavier	W	1-0
9/27	Duke	L	1-2
10/3	North Carolina St.	W	1-0
10/7	Louisville	L	1-2
10/9	at Notre Dame	L	0-3
10/10	at Loyola (Ill.)	W	5-1
10/18	Robert Morris	W	8-0
10/21	Wright State	W	4-2
10/24	at Wisconsin	L	1-3
10/25	at Wis.-Milwaukee	L	1-2
10/28	Dayton	L-OT	0-1
10/31	James Madison	L	1-2

1993

Meridy Glenn – 7-12-0

9/6	at Indiana	L	1-3
9/8	Kentucky	W	2-1
9/11	at Creighton	L	0-3
9/12	vs. Rutgers	L	0-1
9/21	Dayton	L	1-6
9/24	Loyola (Ill.)	W	7-0
9/26	Virginia	L	1-3
9/29	at Louisville	L	1-2
10/1	Michigan St.	L-OT	1-2
10/5	at Butler	L	1-3
10/9	at Robert Morris	W	11-1
10/12	Xavier	W	2-1
10/15	at Vanderbilt	W	4-2
10/20	at Wright State	L-OT	2-3
10/23	Marquette	W	4-1
10/24	Wisconsin	L	1-3
10/29	at James Madison	L	0-5
10/31	at George Mason	L	1-2
11/3	Ohio State	W	1-0

1994

Meridy Glenn – 15-5-2 // 1-1-1 Great Midwest (2nd)

9/6	Indiana	L	1-3
9/9	vs. Wright State	W	4-1
9/11	vs. Dayton*	W	3-1
9/16	at Marquette*	L	1-2
9/17	at Wis.-Green Bay	W	5-0
9/23	#10 George Mason	L	1-2
9/25	vs. #3 Notre Dame	L	1-7
9/30	vs. North Carolina St.	T-OT	1-1
10/2	at UNC Greensboro	W	2-1
10/5	at Ohio State	W	1-0
10/8	#19 Vanderbilt	W	1-0
10/11	at Kentucky	W-OT	3-2
10/14	Detroit Mercy	W	5-1
10/16	at Michigan State	W	2-1
10/21	Evansville*	T-OT	2-2
10/25	at Xavier	W	3-0
10/29	Rutgers	W	1-0
10/30	Creighton	W-OT	5-4
11/2	Louisville	W	4-0
11/4	at Dayton^	W	2-0
11/6	vs. Evansville^	W	2-1
11/9	at #20 Vanderbilt#	L-3OT	2-3

^ Great Midwest Tournament

NCAA Tournament

1995

Meridy Glenn – 10-9-2 // 4-1-0 C-USA (1st)

9/2	Michigan State	L	1-2
9/5	at Detroit Mercy	L	2-3
9/8	vs. Wright State	T-OT	0-0
9/10	at Dayton	W	4-2
9/13	Xavier	W	4-0
9/16	at Butler	W	2-1
9/19	at Louisville*	W	2-1
9/22	Wisconsin	L	1-2
9/24	Charlotte*	W	3-0
9/29	Notre Dame	T-OT	2-2
10/4	Kentucky	L-OT	1-2
10/7	at Vanderbilt	L	0-2
10/8	at Memphis*	W	6-0
10/12	Indiana	W	2-1
10/15	Marquette*	W	2-1
10/20	at Evansville*	L	0-3
10/22	UNC Greensboro	W	2-1
10/25	Ohio State	W	3-1
10/28	at Monmouth	L	0-5
10/29	at Rutgers	L	3-5
11/3	Evansville^	L	0-3

^ Conference USA Tournament

1996

Meridy Glenn – 15-5-3 // 7-1-1 C-USA (2nd)

8/31	at Xavier	W	1-0
9/6	Detroit	W	2-0

YEAR-BY-YEAR RESULTS

9/8	Butler	T-OT	1-1
9/11	at DePaul*	W	8-0
9/13	at Northwestern	L	1-2
9/17	Louisville*	T-OT	0-0
9/20	at Marquette*	L-OT	0-1
9/22	at Wisconsin	T-OT	0-0
9/27	Saint Louis*	W	7-1
9/29	Memphis*	W	5-1
10/4	at UAB*	W	3-0
10/6	at Tulane*	W	8-0
10/9	at Kentucky	L-OT	0-2
10/11	Vanderbilt	W	3-1
10/15	at Ohio State	L	1-5
10/18	South Florida*	W	8-0
10/20	Charlotte*	W	3-0
10/25	Monmouth	W	7-1
10/27	at Michigan State	W	2-0
11/1	at Indiana	L	1-2
11/7	vs. Memphis^	W	2-1
11/8	vs. Saint Louis^	W	2-0
11/10	vs. Marquette^	W-OT	4-2

^ Conference USA Tournament

1997

Meridy Glenn – 16-5-3 // 6-1-2 C-USA (3rd)

8/29	at Butler	W	2-1
8/31	vs. Indiana	L	1-3
9/5	at Minnesota	W	3-1
9/7	vs. Detroit	W	2-1
9/12	Marquette*	T-OT	0-0
9/14	DePaul*	W	3-0
9/19	at Saint Louis*	W	3-0
9/21	at Memphis*	W-OT	3-2
9/26	Xavier	W	1-0
9/28	at South Florida*	W	1-0
9/30	Evansville	L	1-2
10/5	at Louisville*	W	4-0
10/10	Kentucky	W-OT	3-2
10/14	Miami (Ohio)	W	5-1
10/17	UAB*	L	1-2
10/19	Tulane*	W	8-0
10/24	at Charlotte*	T	1-1
10/26	at North Carolina St.	L	0-2
10/31	Michigan State	W-OT	2-1
11/6	vs. Louisville^	W-OT	1-0
11/7	vs. UAB^	W-OT 2-2 (PK)	
11/8	vs. Marquette^	W	1-0
11/12	Georgia State#	W	2-1
11/15	Notre Dame#	L	1-7

^ Conference USA Tournament

NCAA Tournament

1998

Meridy Glenn – 10-10-1 // 7-4-0 C-USA (6th)

9/1	Minnesota	W	1-0
-----	-----------	---	-----

9/4	at Evansville	T-OT	2-2
9/8	at Xavier	L	1-2
9/11	Northwestern	L	0-2
9/15	at Louisville*	W	3-0
9/18	Charlotte*	W	2-1
9/20	South Florida*	L	1-2
9/25	at Houston*	L	0-2
9/27	at Saint Louis*	W	3-1
10/2	at Marquette*	L	1-2
10/4	at DePaul*	W	3-0
10/9	at Kentucky	L-OT	1-2
10/13	Butler	W-OT	1-0
10/16	Southern Miss*	W	5-1
10/18	Tulane*	W	2-0
10/20	Indiana	L-OT	0-1
10/23	at UAB*	L	0-1
10/25	at Memphis*	W	2-1
10/30	Georgia	L	0-5
11/3	vs. Houston^	W	3-0
11/4	vs. Charlotte^	L	1-2

^ Conference USA Tournament

1999

Meridy Glenn – 8-10-1 // 6-4-1 C-USA (7th)

8/31	Xavier	W	4-2
9/4	North Carolina St.	W-OT	2-1
9/7	Louisville*	W	5-0
9/12	at San Diego State	L	0-5
9/17	at South Florida*	L	0-1
9/19	at Charlotte*	L	0-2
9/21	at Miami (Ohio)	L	1-2
9/24	Saint Louis*	W	1-0
9/26	Houston*	L	0-1
10/1	DePaul*	W	3-1
10/3	Marquette*	L	1-2
10/8	Kentucky	L	0-1
10/10	at Michigan State	L	2-5
10/15	at Tulane*	W	4-1
10/17	at Southern Miss*	T	1-1
10/22	Memphis*	W	3-0
10/24	UAB*	W	2-0
10/28	at Indiana	L	0-2
11/3	vs. Charlotte^	L	1-2

^ Conference USA Tournament

2000

Meridy Glenn – 16-6-0 // 9-2-0 C-USA (3rd)

8/25	at Kentucky	L	0-2
8/29	at Xavier	W	4-0
9/1	at Evansville	W	1-0
9/3	at Georgia	L	3-4
9/8	Cal Poly	L	0-1
9/10	San Diego State	W	5-2
9/15	at DePaul*	W	2-1
9/17	at Marquette*	L	2-5

9/22	Southern Miss*	W	4-0
9/24	Tulane*	W	3-1
9/29	at Houston*	W	3-1
10/1	at Saint Louis*	L	0-4
10/5	Louisville*	W	4-1
10/10	at Butler	W	3-2
10/13	at UAB*	W	2-1
10/15	at Memphis*	W	2-1
10/20	South Florida*	W	5-1
10/22	Charlotte*	W-20T	1-0
10/26	Indiana	W	1-0
11/1	vs. Houston^	W	4-2
11/2	at Saint Louis^	W-20T	1-0
11/4	vs. Marquette^	L-20T	0-1

^ Conference USA Tournament

2001

Meridy Glenn – 20-4-0 // 10-0-0 C-USA (1st)

8/31	at Indiana	L	0-1
9/2	Minnesota	W	2-0
9/7	at Cal Poly	W	1-0
9/9	at Sacramento State	W	1-0
9/17	Miami (Ohio)	L	0-1
9/21	Southern Miss*	W	3-0
9/23	South Florida*	W	4-0
9/28	at UAB*	W	2-1
9/30	at Memphis*	W	2-0
10/4	Butler	L	0-1
10/7	at Toledo	W	2-0
10/12	at Saint Louis*	W	2-0
10/16	Evansville	W-20T	2-1
10/19	Marquette*	W-20T	2-1
10/21	DePaul*	W	1-0
10/26	at Charlotte*	W	1-0
10/28	East Carolina*	W	1-0
11/2	at Louisville*	W-20T	1-0
11/7	vs. Saint Louis^	W	2-0
11/8	vs. UAB^	W	2-0
11/10	at Marquette^	W	1-0
11/16	vs. Oakland#	W	3-2
11/18	at #6 Notre Dame#	W	3-2
11/24	at Virginia#	L	0-4

^ Conference USA Tournament

NCAA Tournament

2002

Meridy Glenn – 17-4-3 // 6-1-3 C-USA (2nd)

8/30	at Xavier	W	3-0
9/1	Florida	W	2-1
9/5	Indiana	W	3-1
9/8	at Illinois	L	0-3
9/13	at UW-Milwaukee	W	2-1
9/15	at Minnesota	W	2-1
9/20	at Southern Miss*	W	2-0
9/22	at Tulane*	T-20T	1-1

YEAR-BY-YEAR RESULTS

9/27	TCU*	W	3-0
9/29	Houston*	W	1-0
10/8	Bowling Green	W	2-0
10/11	Oakland	W	1-0
10/13	at East Carolina*	T-2OT	0-0
10/18	at Marquette*	W-1OT	1-0
10/20	at DePaul*	W	2-0
10/25	Charlotte*	T-2OT	0-0
10/27	Saint Louis*	L	0-2
10/31	Louisville*	W	3-0
11/2	at Ohio State	W	1-0
11/6	vs. South Florida^	W	3-1
11/7	vs. East Carolina^	W	2-1
11/9	vs. Marquette^	W	2-1
11/15	vs. Kentucky	W	1-0
11/17	at #11 Tennessee	L	1-2

^ Conference USA Tournament

NCAA Tournament

2003

Meridy Glenn – 5-13-1 // 3-7-0 C-USA (11th)

8/29	Toledo	W-OT	2-1
9/1	Xavier	W	3-1
9/5	Central Michigan	L-2OT	1-2
9/7	at Miami (Ohio)	T-2OT	2-2
9/12	#15 Ohio State	L	0-2
9/14	at Bowling Green	L	0-1
9/19	TCU*	L	1-2
9/21	Memphis*	W	2-1
9/26	at UAB*	L	0-2
9/28	at USF*	L	0-2
10/3	Wis.-Milwaukee	L	0-1
10/5	at Oakland	L	1-5
10/10	Marquette*	L	0-2
10/12	at William & Mary	L	1-3
10/17	at DePaul*	W	1-0
10/19	at Saint Louis*	L	0-1
10/24	Charlotte*	L-2OT	0-1
10/26	East Carolina*	W	2-1
11/1	at Louisville*	L	0-1

2004

Meridy Glenn – 4-14-0 // 1-9-0 C-USA (14th)

8/27	vs. New Mexico	L	0-2
8/28	at Purdue	L	1-2
9/5	Dayton	L	0-2
9/10	Kentucky	L	0-3
9/12	Evansville	W	2-0
9/16	at Xavier	W	3-2
9/19	at Florida	L	0-4
9/24	at UAB*	L	0-2
10/1	Southern Miss*	L	0-1
10/3	Tulane*	L	1-2
10/8	at Marquette*	L	0-5
10/10	at DePaul*	W	1-0

10/15	Miami (Ohio)	W	2-1
10/17	Louisville*	L	0-1
10/22	East Carolina*	L-OT	1-2
10/24	Charlotte*	L	0-1
10/29	at Memphis*	L-2OT	0-1
10/31	at USF*	L	0-1

2005

Meridy Glenn – 3-11-4 // 1-8-2 BIG EAST (8th-B)

8/26	William & Mary	L	1-2
8/28	Michigan State	W	1-0
9/2	vs. #10 Ohio State	T-2OT	2-2
9/4	at Dayton	L	1-2
9/9	at Kentucky	T-2OT	2-2
9/11	at Central Michigan	W	1-0
9/15	Louisville*	L	0-1
9/20	Xavier	L-OT	1-2
9/23	at #5 Notre Dame*	L	0-4
9/25	DePaul*	T-2OT	0-0
9/30	at #16 Connecticut*	L	0-3
10/2	at Providence*	W	1-0
10/7	at Villanova*	L	1-2
10/9	at Georgetown*	L	0-4
10/14	#14 Marquette*	L	3-4
10/16	USF*	L-OT	2-3
10/21	Rutgers*	L	0-1
10/23	Seton Hall*	T-2OT	1-1

2006

Meridy Glenn – 7-9-2 // 3-7-1 BIG EAST (6th National)

8/25	Kentucky	W	1-0
8/29	#21 Purdue	T-2OT	0-0
9/1	at Miami (Ohio)	W	2-1
9/3	at Xavier	L-OT	0-1
9/7	at Michigan State	L	0-2
9/10	Oakland	W	1-0
9/13	at Louisville*	L	1-4
9/17	Cleveland State	W	3-0
9/24	at DePaul*	W	3-1
9/29	Syracuse*	T-2OT	0-0
10/1	St. John's*	L	0-1
10/6	Georgetown*	W	1-0
10/8	#11 Villanova*	L	0-1
10/13	at Marquette*	L	0-2
10/15	at USF*	W	1-0
10/20	at Rutgers*	L	0-2
10/22	at Seton Hall*	L	0-1
10/24	#1 Notre Dame*	L	0-3

2007

Meridy Glenn – 6-10-2 // 3-7-1 BIG EAST (7th National)

8/31	Xavier	W-2OT	2-1
9/2	Miami (Ohio)	T-2OT	1-1
9/7	at Michigan	L	0-3

9/11	Dayton	W	4-3
9/14	at Oakland	L	0-1
9/16	at Wright State	L	1-2
9/21	Louisville*	L-2OT	0-1
9/23	at Cleveland State	W	4-1
9/28	DePaul*	L-2OT	1-2
9/30	at Notre Dame*	L	1-6
10/5	at Pittsburgh*	W-2OT	2-1
10/7	at #22 West Virginia*	L	0-2
10/12	Seton Hall*	L	1-2
10/14	Rutgers*	W	2-1
10/19	USF*	W	3-0
10/21	Marquette*	T-2OT	1-1
10/26	at Georgetown*	L	0-5
10/28	at Villanova*	L	0-1

2008

Michelle Salmon – 10-7-3 // 5-3-3 BIG EAST (5th National)

8/22	Bowling Green	W	3-1
8/24	Wright State	L	2-3
8/29	Michigan	W	2-1
9/2	Kentucky	L	0-1
9/5	at Miami (Ohio)	W-OT	3-2
9/9	at Dayton	L	0-1
9/12	at Xavier	W	1-0
9/19	at Louisville*	L	0-3
9/26	at DePaul*	W	2-1
9/28	#1 Notre Dame*	L	0-6
10/3	Providence*	T-2OT	1-1
10/5	Connecticut*	W	2-1
10/10	at Seton Hall*	W	2-0
10/12	at #21 Rutgers*	T-2OT	0-0
10/17	at USF*	W	2-1
10/19	at Marquette*	T-2OT	1-1
10/24	Villanova*	W	2-1
10/26	Georgetown*	L-2OT	0-1
10/30	at St. John's^	W	1-0
11/2	at #1 Notre Dame^	L	0-5

^ BIG EAST Tournament

2009

Michelle Salmon – 8-10-1 // 3-7-1 BIG EAST (6th National)

8/21	at Kentucky	L	1-2
8/23	at Ohio	W	2-0
8/30	at Northeastern	L	0-2
9/4	vs Saint Louis	W	1-0
9/9	vs South Carolina	L	0-4
9/10	Xavier	W	4-0
9/13	at Eastern Kentucky	W	3-2
9/18	Louisville*	W	2-0
9/20	Akron	W	2-1
9/25	Notre Dame*	L	1-2
9/27	at DePaul *	L	0-1
10/2	at Syracuse *	T-2OT	1-1
10/4	at #12 St. John's*	W	1-0

YEAR-BY-YEAR RESULTS

10/9	at Villanova*	L	1-3
10/11	at Georgetown*	L	2-3
10/16	Marquette*	L	0-1
10/18	USF*	L-OT	1-2
10/23	Rutgers*	L-OT	0-1
10/25	Seton Hall*	W	4-0

2010

Michelle Salmon – 8-10-1 // 2-9-0 BIG EAST (7th National)

8/20	Morehead State	W	2-1
8/22	at Bowling Green	W-2OT	2-1
8/27	vs. Northwestern	T-2OT	0-0
8/29	at #20 Wisconsin	W	1-0
9/3	College of Charleston	W	2-0
9/5	Western Michigan	W	1-0
9/11	Illinois	L	0-3
9/16	at #16 Louisville*	L	1-3
9/19	at Xavier	W	1-0
9/24	at #5 Notre Dame*	L	0-4
9/26	DePaul*	L-OT	1-2
10/1	West Virginia*	L	0-4
10/3	Pittsburgh*	W	2-1
10/8	Georgetown*	L	1-3
10/10	Villanova*	W	3-2
10/15	at #20 Marquette*	L	0-4
10/17	at USF*	L	0-1
10/22	at Rutgers*	L	1-2
10/24	at Seton Hall*	L	1-3

2011

Michelle Salmon – 6-9-4 // 2-9-0 BIG EAST (7th National)

8/19	Cal Poly	L	1-2
8/21	Xavier	W	1-0
8/26	at Northwestern	W	2-1
8/28	vs. Loyola	T-2OT	0-0
9/2	Western Carolina	T-2OT	1-1
9/4	Wisconsin	L	1-2
9/9	at Coll. of Charleston	W-2OT	3-2
9/11	vs. Coastal Carolina	W	4-0
9/16	at DePaul *	W-2OT	1-0
9/18	#12 Notre Dame *	L	1-4
9/23	at Providence	L	0-2
9/25	at Connecticut *	T-2OT	2-2
9/30	USF *	T-2OT	1-1
10/2	#10 Marquette *	L	0-4
10/7	at Georgetown	L	1-2
10/9	at Villanova *	L	0-1
10/14	Seton Hall *	W	3-0
10/16	Rutgers *	L-OT	0-1
10/22	Louisville *	L	0-1

2012

Michelle Salmon – 4-13-1 // 1-10-0 BIG EAST (7th National)

8/17	at Elon	T-2OT	1-1
------	---------	-------	-----

8/19	at North Carolina St.	W	3-1
8/26	Northeastern	W-2OT	2-1
8/31	Eastern Kentucky	W	2-0
9/2	Nebraska	L	1-2
9/7	vs. UC Irvine	L	1-2
9/9	vs. Colorado	L	1-2
9/14	DePaul*	L	0-1
9/16	at Notre Dame*	L	0-7
9/21	St. John's*	W-2OT	1-0
9/23	Syracuse*	L	0-1
9/28	at USF*	L	1-4
9/30	at #19 Marquette*	L	0-5
10/5	#11 Georgetown*	L	0-1
10/7	Villanova*	L	0-1
10/12	at Seton Hall*	L	1-3
10/14	at Rutgers*	L	0-5
10/19	at Louisville*	L-2OT	1-2

2013

Neil Stafford – 8-11-1 // 4-4-1 American (6th)

8/23	at Miami (Fla.)	L	0-2
8/25	at Nebraska	L	1-4
8/30	at Dayton	L	1-3
9/1	UMass Lowell	W	4-1
9/6	at Long Beach St.	L	1-4
9/8	at UC Santa Barbara	L	0-1
9/13	at Xavier	L	0-3
9/15	Kent State	W	2-1
9/20	vs. Cornell	W	1-0
9/22	at Providence	W	3-0
9/27	Rutgers*	L	0-1
9/29	Memphis*	W-2OT	3-2
10/3	at Houston*	W	2-1
10/6	at SMU*	L	1-2
10/11	#19 UCF*	T-2OT	1-1
10/13	USF*	W	3-2
10/17	at UConn*	L-OT	0-1
10/20	at Temple*	W	2-1
10/25	Louisville*	L-OT	4-5
11/3	at Rutgers	L-2OT	1-2

^ American Conference Tournament

2014

Neil Stafford – 10-8-2 // 4-5-0 American (6th)

8/22	at Samford	W-OT	2-1
8/24	at Mississippi State	W	1-0
8/29	at Vanderbilt	L-OT	3-2
8/31	UC Santa Barbara	T-2OT	1-1
9/5	Eastern Kentucky	W	9-0
9/7	St. Francis (Pa.)	W	5-0
9/12	at Marshall	T-2OT	1-1
9/14	Xavier	W	2-0
9/18	at #18 DePaul	L	3-1
9/21	Syracuse	W	3-1
9/25	Temple*	L	2-1
9/28	UConn*	W	3-0

10/3	at East Carolina*	W	3-0
10/9	at Memphis*	L	3-1
10/12	at Tulsa*	L	2-1
10/16	SMU*	W	1-0
10/19	Houston*	W	1-0
10/24	at USF*	L	4-2
10/26	at UCF*	L	2-0
11/2	at USF^	L	3-2

^ American Conference Tournament

ALL-TIME ROSTER

-A-							
Abbe, Allison	2014	Ciotti, Devyn	2014	Gardner, Tricia	2006-07		
Adler, Lynn	1981	Clark, Jamie	2003-05	Gavorski, Julie	2014-pres.	-K-	
Albrinck, Bridget	1993	Clark, Lauren	1996-99	Gendrew, Marche	2001-02	Kabb, Julie	1993-95
Albrinck, Kathy	1988-89	Clark, Lisa	2006-08	Gerding, Tracey	1996-97	Kalberer, Kristen	1983
Allen, Jody	1988-89	Clendenen, D.D.	1981	Gers, Shannon	1988-91	Kaminski, Andrea	2006-09
Alldred, Cara	2004-05	Coakley, Kara	1986-90	Gibson, April	2008-11	Karlsson, Kayla	2012
Amato, Deja	2008	Conway, Kathy	1981-82	Gilles, Vanessa	2014-pres.	Kaufman, Erin	2008-11
Amon, Kim	1987-90	Corie, Beth	1984	Glenn, Kerrie	1982-85	Keith, Jenny	1994
Andrews, Jessica	1990-95	Couperus, Katy	2013-pres.	Glenn, Stacie	1985-87	Kendrick, Keri	1999-00
Angilecchia, Paulette	1993-96	Coury, Natalie	2014-pres.	Goldberg, Kalli	2007	Kerr, Laura	1987-90
Antrobus, Jenny	1995-98	Cowen, Kim	1991	Goldthwaite, Shelly	1983	Kindschuh, Chelsea	2005-08
Antrobus, Vanessa	1996-99	Coyne, Courtney	1989	Grause, Mackenzie	2011-14	Kipling, Jenny	1990
Atkinson, Jae	2011-14	Cravenor, Megan	2011-14	Green, Krissy	1985-87	Kirsch, Sarah	1993-96
Atzel, Betsy	1987	Cross, Dana	1988	Greer, Katie	2010-13	Klein, Jackie	1994
Auer, Natalie	1994	Cummins, Darci	1992	Griffin, Lisa	1992-93	Klinger, Lara	1992-93
Aylward, Lisa	1986	Cutter, Jamie	1996			Knotts, Karen	1995
		-D-		-H-		Koch, Lisa	1990-92
-B-		Dakers, Kaylee	2009-12	Hale, Tracy	2001-04	Koesters, Amy	1990
Bala, Sheree	1993	Daly, Naoise	1995	Hamel, Susan	1980	Krauser, Jodi	1985-87
Balconi, Renee	2001-04	Daniels, Ashley	2009-11	Haney, Andrea	2004-05	Krauser, Julie	1984-87
Ballinger, Logan	2007-11	Day, Lisa	1997-01	Haney, Heather	2006	Kronauge, Kathy	1985-87
Baluta, Kristen	2002	DeCarlo, Julie	1991-93	Hansen, Brittney	2005-09	Kyser, Stacey	1999-02
Barker, Sydney	2008-10	Dejianne, Lynda	1989	Hardin, Vanessa	2006-09		
Barnette, Rachel	2009	Demetriou, Alex	1989	Harmon, Meg	1981	-L-	
Barrett, Ana	2003-06	Doerflein, Jen	2004-05	Harris, Leslie	1985-88	Lampe, Janine	1989-92
Beiting, Sally	2012	Domanic, Natalie	2010-12	Haverchak, Anna	2014	Lange, Emily	2014-pres.
Bennett, Katrina	1996-98	Doutt, Sara	2009	Havlin, Dawn	1989-92	Latimer, Kelly	2012-pres.
Bien, Becky	1988	Duvall, Sonya	1983	Hebbeler, Emily	2007-11	Lee, Heather	1993-96
Bigg, Melissa	2006-09			Hedger, Anne	1982-85	Legge, Jessica	2003-06
Biggs, Alyson	1988-91	-E-		Heintzelman, Heather	1995-98	Leiter, Jennifer	2004-05
Black, Dana	1982	Eaton, Sarah	1997-00	Hellmuth, Heidi	1983	Lieberman, Rachel	2000-03
Blomstrom, Lisa	1986	Eberly, Brooke	2009-10	Herweh, Heather	1999-02	Lines, Sandy	1981
Bouldin, Andrea	2006-08	Edwards, Colleen	1984-87	Hettinger, Lauren	2010-12	Listermann, Kathy	1980-81
Braun, Jennifer	1989-92	Ehrnfelt, Lizzie	2014-pres.	Higdon, Nicole	1993	Logan, Shane	1991-92
Brewer, Christine	2009	Elliott, Taylor	2011	Hoeting, Nancy	1982-85	Loggins, Kendall	2007-10
Brindle, Stephanie	2006-07	Elsbrock, Emily	2010-14	Hoetting, Deborah	1980	Lorenz, Connie	1981
Brooks, Shannon	2000	Eicher, Cindy	1999-00	Hoff, Haleigh	2013-14	Loew, Lori	1986-90
Brown, Jaycie	2014-pres.	Epps, Rachael	2003-06	Hoffman, Christy	1997-01	Lucas, Lauren	2008-09
Brownlee, Michelle	2014	Ernst, Gigi	2004-07	Homer, Lisa	1993	Luse, Nicki	1998-01
Brumfield, Tracy	1987			Howard, Christi	2011-14	Lyle, Sherry	2006
Brunsmann, Connie	1983	-F-		Hoye, Mary Elizabeth	1980	Lysaught, Patty	1981
Bruewer, Amy	2002	Faecher, Chris	1983-84	Huth, Lisa	1991-94		
Buchman, Theresa	1985-87	Farmer, Ana	2004-06	-I-		-M-	
Buczek, Katie	2010-12	Fellerhoff, Becky	1980-82	Ignatius, Lisa	1983	MacDonald, Erin	2006-09
Buland, Lauren	2002-05	Fiehrer, Alexa	2011-14	Imhoff, Becky	2003-06	Maine, Erica	2006-07
Burch, Kelly	1991-94	Firman, Jill	1999-02			Malone, Coleen	1983-87
Burke, Michelle	1997-00	Fitts, Tayler	2014-pres.	-J-		Matlock, Tina	1995-98
Burwinkel, Beth	1987	Flanagan, Krystin	1994-97	Jackson, Taylor	2014-pres.	Mauren, Gabrielle	1995-96
Bux, Aimee	2008	France, Sarah	1993	Janning, Judy	1980-81	May, Amy	2003-06
		Frelin, Heather	1991	Janszen, Theresa	1984	May, Kristin	2005-08
-C-		Foley, Sherri	1992-95	Jedlo, Kim	2000	Mays, Jennifer	1990
Cain, Erin	2000-02	Fox, Amy	1984-85	Johannigman, Jenn	2005-08	Mazzone, Missy	1986
Capurro, Lorraine	1980-81	-G-		Johnson, Ambri	2012	McCaffrey, Julie	1994-95
Cassidy, Kati	1989-92	Galea, Lauren	1996-99	Johnson, Katie	2009-11	McClure, Katherine	1980
Chew, Jaeden	2014	Gard, Alice	1990	Jones, Chris	1982-85	McHugh, Maureen	1980-83
Christy, Tina	1983			Juengling, Jenny	1994	McKinney, Deb	1980-82
						McMahon, Colleen	1982-85

ALL-TIME ROSTER

McQueeney, Cathy	1984-85	Pearson, Kristy	1992	Schreibeis, Adele	1980-83	Upton, Samantha	1985
Meiners, Jen	1997-00	Peloza, Linda	1987	Schutte, Dee Dee	1993-96	Utle, Kayla	2013-pres.
Melnick, Madison	2013	Peterson, Lana	1990	Schutte, Lisa	1997-98	Utle, Kristina	2011-14
Meyer, Angie	2001-04	Petree, Erin	2010-11	Scott, Alexis	2010-11		
Miller, Leslie	1990-91	Pfeffer, Diane	1998	Seaman, Amber	2012	-V-	
Miller, Liz	2009-12	Pflaumer, Nancy	1988-89	Shelton, Kathy	1991-94	Vilvens, Vicky	1996-98
Miller, Rebecca	2003	Plageman, Eileen	1983-85	Sibert, Jennifer	2002-04	Volker, Barb	1985-88
Mink, Amy	2001-04	Pohl, Tracy	1994-97	Simonson, Amy	1999-02	Vorbroker, Kimberly	1980
Moncrief, Anna	1998	Polaski, Leah	1999-01	Slye, Sherry	2002-05		
Moore, Ashley	1999-02			Smith, Dana	1995-98	-W-	
Morris, Becca	2003	-R-		Smith, Natalie	2012-pres.	Wagner, Tasha	2000-03
Morrissey, Julie	2008-10	Ranson, Evi	2009-12	Smith, Shauna	2007	Wallace, Lori	1986-89
Munk, Beth	1991	Raynolds, Katherine	1997	Smolarczyk, Katrina	1990	Waltz, Kara	1992-95
Munn, Amy	1988-91	Reardon, Shannon	1998-00	Smolilo, Teresa	2005-08	Wargo, Elizabeth	2011
Murphy, Ashley	2000-03	Reed, Chris	2011-12	Stanko, Kerry	1992-95	Waters, Kim	1982
Murphy, Heather	1985	Reinhart, Hilary	1998	Stanley, Kristen	1987-88	Weaver, Lori	1996-97
		Retallick, Cynthia	1992	Stefanopoulos, Jody	1982	Weyer, Wendy	1981
-N-		Reynolds, Mackenzie	2013	Stefek, Michelle	1989	Wheeler, Dawn	1982-84
Naer, Joy	1993-96	Rhoades, Holly	1987-90	Stephens, Lisa	2001-04	Whitehead, Meredith	2005
Neiser, Heather	2006-09	Rhodes, Jazmine	2010-12	Stetter, Julie	1980	Wiebe, Ericka	1980
Nelson, Taylor	2013	Richard, Jami	1992-95	Strelka, Marie	2001-05	Wilhelm, Theresa	1980-81
Niemann, Andi	1982-85	Ricke, Susan	1981	Sullivan, Shannon	1988	Wilkins, Sally	1980
Niemann, Vicki	1980-83	Riffle, Tara	1993-94	Sykes, Kim	2005-08	Williams, Julie	1981-84
Norton, Kate	2003-06	Righter, Wendy	1983	Szagal, Jenny	1988-91	Williams, Melissa Sue	1981
Noteboom, Lindsey	2005-08	Rigsbee, Kelly	1999-02	-T-		Williams, Mollie	2011-14
		Roberto, Leslie	1986-89	Taylor, Callie	2012-13	Williams, Rachel	1992
-O-		Rodeheffer, Amy	1996-99	Taylor, Kelly	1986-89	Wilson, Bailey	2013-pres.
O'Brien, Katie	1991	Romanelli, Lauren	2010-11	Teegarden, Bridget	1992-94	Wilson, Kathy	1996-99
Ogden, Tiffany	1996-00	Romano, Marcella	1995	Teetor, Raynee	1987	Wilson, Kristina	2000-03
Oliver, Tianna	1999-02	Rose, Laura	2012-pres.	Tepe, Angela Marie	1980	Wissel, Mary	1980
Olmstead, Sharon	1984	Rosser, Erin	1992-94	Thal, Lisa	1984	Womack, Susan	1982
Onnen, Amanda	2000-03	Rotheram, Danielle	2013-pres.	Theobald, Cindy	1984	-Y-	
		Roush, Ashley	2001-06	Thomas, Ann	1997-01	Young, Kay	2008-11
-P-		Royer, Camille	2007	Thomas, Brooke	1997-98		
Paderi, Beth	1996-99	Ryan, Amanda	2004-05	Thorne, Nicole	1993-96	-Z-	
Paffe, Robin	1984-87			Tomlinson, Sydney	2012	Zadina, Elle	2014
Pangburn, Kristen	1993-96	-S-		Tracy, Anna	2014	Zahedi, Sanam	2010-11
Parrinello, Kelsey	2014-pres.	Sanda, Nicole	2005-07	Truesdale, Anna	1992	Zuelch, Melissa	1991
Parker, Ellen	2007-08	Sansalone, Angela	1986				
Patterson, Denita	1980	Schehr, Colleen	1985-86	-U-			
Paulette, Suzanna	1995-98	Schehr, Linda	1983	Uhlhorn, Mary	1984-85		
Pauloff, Ruth Ann	1981	Schmidt, Kate	2010-13	Unkenholt, Cindy	1991		
Pawelko, Kelli	2008-11	Schmitt, Melanie	1990	Upton, Nicki	1986-87		
Pflaumer, Nancy	1988-89	Schneider, Amy	1980				

ALL-TIME STATISTICAL ROSTER

PLAYER	GP	GS	Sh	G	A	PTS	GWG									
Allison Abbe (2014)	18	3	4	0	1	1	0	Tricia Gardner (2007)	2	0	1	0	0	0	0	0
Cara Alldred (2004-05)	18	15	3	1	1	3	0	Julie Gavorski (2014-pres.)	15	0	13	5	0	10	1	
Kim Amon (1987-90)	63	59	35	2	6	10	--	Tracey Gerding (1996-97)	31	23	3	0	0	0	0	
Jessica Andrews (1990-93)	41	27	33	6	0	12	1	Shannon Gers (1988-91)	64	63	29	0	10	10	0	
Paulette Angilecchia (1993-96)	85	84	227	50	18	118	13	Vanessa Gilles (2014-pres.)	20	20	20	4	1	9	0	
Jenny Antrobus (1995-98)	64	28	32	2	7	11	0	Kerrie Glenn (1982-85)	58	--	168	15	19	49	--	
Vanessa Antrobus (1996-99)	34	1	10	1	0	2	1	Stacie Glenn (1985-88)	42	20	55	7	2	16	--	
Jae Atkinson (2011-14)	70	59	42	7	17	31	3	Mackenzie Grause (2011-14)	56	33	98	11	6	28	3	
Renee Balconi (2001-04)	80	60	21	2	1	5	0	Krissy Green (1985-88)	33	4	22	2	2	6	--	
Logan Ballinger (2007-11)	81	59	109	7	4	18	3	Katie Greer (2010-13)	54	33	60	3	4	10	1	
Kristen Baluta (2002)	22	0	10	0	1	1	0	Andrea Haney (2004-05)	29	19	14	4	1	9	0	
Sydney Barker (2008-10)	57	42	23	2	3	7	1	Heather Haney (2005-06)	35	5	11	2	0	4	0	
Sally Beiting (2012)	1	0	0	0	0	0	0	Vanessa Hardin (2007)	18	0	2	0	1	1	0	
Melissa Bigg (2006-09)	75	65	135	9	14	32	0	Leslie Harris (1985-88)	63	58	128	23	10	56	--	
Alyson Biggs (1988-91)	59	56	145	15	15	47	--	Dawn Havlin (1989-92)	69	53	28	1	2	4	0	
Jennifer Braun (1989-92)	50	31	109	9	3	21	2	Emily Hebbeler (2007-11)	72	48	79	14	7	35	5	
Christine Brewer (2009)	11	0	3	0	1	1	0	Anne Hedger (1982-85)	62	--	21	2	1	5	--	
Stephanie Brindle (2006-07)	5	0	0	0	0	0	0	Heather Heintzelman (1995-98)	44	4	11	4	0	8	1	
Jaycie Brown (2014-pres.)	20	10	26	2	1	5	1	Heather Herweh (1999-02)	85	75	65	4	11	19	1	
Michelle Brownless (2014)	19	7	0	0	0	0	0	Lauren Hettinger (2010-12)	20	3	10	1	1	3	1	
Amy Bruewer (2002)	2	0	0	0	0	0	0	Nancy Hoeting (1982-85)	59	--	60	10	2	22	--	
Katie Buczek (2010-12)	29	9	17	0	4	4	0	Haleigh Hoff (2013-14)	3	0	0	0	1	1	0	
Lauren Buland (2002-05)	69	18	46	3	2	8	0	Christi Howard (2011-14)	76	70	63	5	5	15	1	
Kelly Burch (1991-94)	50	22	39	4	6	14	1	Lisa Huth (1991-94)	63	57	79	14	6	34	2	
Michelle Burke (1997-00)	66	27	26	3	2	8	1	Becky Imhoff (2003-06)	73	71	140	6	9	21	5	
Aimee Bux (2008)	7	0	0	0	0	0	0	Taylor Jackson (2014-pres.)	20	7	19	4	2	10	1	
Erin Cain (2000-03)	36	0	1	0	0	0	0	Jenn Johannigman (2005-08)	70	66	72	8	6	22	1	
Kati Cassidy (1989-92)	67	42	86	18	7	43	4	Ambri Johnson (2012)	6	0	1	0	0	0	0	
Devyn Ciotti (2014)	20	20	7	0	1	1	0	Katie Johnson (2009-11)	36	3	14	1	1	3	0	
Jamie Clark (2003-05)	38	1	3	0	0	0	0	Kayla Karlsson (2012)	7	2	0	0	0	0	0	
Laura Clark (1996-99)	81	63	68	10	12	32	1	Erin Kaufman (2008-11)	56	38	11	0	0	0	0	
Lisa Clark (2006-08)	21	0	1	0	0	0	0	Chelsea Kindschuh (2005-08)	55	44	24	1	3	5	0	
Katy Couperus (2013-pres.)	39	35	84	11	8	30	2	Sarah Kirsch (1993-96)	75	49	52	5	7	17	1	
Natalie Coury (2014-pres.)	16	0	3	0	1	1	0	Jodi Krauser (1985-87)	45	34	22	2	0	4	--	
Megan Cravenor (2011-14)	77	71	78	6	5	17	0	Julie Krauser (1984-87)	59	54	17	3	1	7	--	
Kaylee Dakers (2009-12)	65	41	4	0	3	3	0	Stacey Kyser (1999-02)	86	80	8	0	3	3	0	
Lisa Day (1997-01)	69	54	28	1	6	8	0	Janine Lampe (1989-92)	69	66	64	8	9	25	2	
Julie De Carlo (1991-93)	41	20	33	5	3	13	1	Kelly Latimer (2012-pres)	40	17	18	1	2	4	0	
Natalie Domanic (2010-12)	11	1	0	0	0	0	0	Heather Lee (1993-96)	40	2	13	2	2	6	0	
Sara Doult (2009)	3	0	1	0	0	0	0	Jessica Legge (2003-06)	44	9	5	0	0	0	0	
Sarah Eaton (1997-00)	71	6	36	5	5	15	0	Jen Leiter (2004-05)	35	31	12	1	2	4	0	
Brooke Eberly (2009-10)	36	20	17	0	3	3	0	Rachel Lieberman (2000-03)	68	54	35	6	10	22	2	
Colleen Edwards (1984-87)	55	45	93	11	10	32	--	Lori Loew (1986-90)	66	48	193	48	9	105	--	
Lizzie Ehrnfelt (2014-pres.)	10	5	3	0	1	1	0	Kendall Loggins (2007-10)	75	55	85	15	8	38	2	
Cindy Eicher (1999-00)	15	2	6	0	0	0	0	Lauren Lucas (2008-09)	19	14	3	0	0	0	0	
Emily Elsbrock (2011-14)	59	32	68	9	3	21	1	Nickie Luse (1998-01)	84	67	97	7	11	25	1	
Rachael Epps (2005-06)	18	4	0	0	0	0	0	Erin MacDonald (2006-09)	61	50	99	14	15	43	4	
Gigi Ernst (2005-07)	53	52	4	0	0	0	0	Erica Maine (2006-07)	29	20	2	0	0	0	0	
Jessica Ernst (2004)	18	18	8	0	0	0	0	Coleen Malone (1983-87)	61	50	125	17	14	48	--	
Ana Farmer (2004-06)	37	6	17	1	0	2	0	Tina Matlock (1995-98)	83	65	214	38	29	105	14	
Becky Fellerhoff (1980-82)	--	--	--	29	3	61	--	Amy May (2004-06)	18	0	5	0	1	1	0	
Alexa Fiehrer (2011-14)	12	0	2	0	0	0	0	Kristin May (2005-08)	74	69	153	10	12	32	4	
Jill Firman (1999-02)	51	9	7	1	0	2	0	Colleen McMahon (1982-85)	58	--	132	18	22	58	--	
Krystin Flanagan (1994-97)	90	89	21	0	8	8	0	Jen Meiners (1997-00)	67	47	74	12	4	28	4	
Sherri Foley (1992-95)	73	36	46	8	6	22	0	Madison Melnick (2013)	20	18	2	0	0	0	0	
Lauren Galea (1996-99)	83	62	94	8	14	30	1	Angie Meyer (2001-04)	42	9	9	0	0	0	0	
								Liz Miller (2010-12)	33	5	4	2	2	6	0	

SCORING ROSTER

Amy Mink (2001-04)	46	44	79	6	5	17	3	Jenny Szakal (1988-91)	54	27	25	3	5	11	--
Ashley Moore (1999-02)	11	0	1	1	0	2	0	Callie Taylor (2012-13)	37	22	36	2	3	7	0
Becca Morris (2003)	12	6	3	0	1	1	0	Kelly Taylor (1986-89)	53	48	58	11	6	28	--
Julie Morrissey (2008-10)	56	55	128	14	5	33	9	Ann Thomas (1998-01)	78	48	99	16	9	41	6
Amy Munn (1988-91)	58	50	85	13	10	36	--	Nikki Thorne (1993-96)	71	67	84	15	6	36	5
Ashley Murphy (2000-03)	69	34	13	3	0	6	1	Sydney Tomlinson (2012)	1	0	0	0	0	0	0
Joy Naber (1993-96)	74	44	109	29	7	65	11	Kayla Utley (2013-pres)	40	39	1	0	0	0	0
Heather Neiser (2006-09)	62	57	14	1	4	6	0	Barb Volker (1985-88)	63	60	208	51	23	125	--
Taylor Nelson (2013)	20	17	8	0	2	2	0	Tasha Wagner (2000-03)	86	64	124	16	24	56	7
Andi Niemann (1982-85)	61	--	40	3	6	12	--	Kara Waltz (1992-95)	76	38	49	11	8	30	2
Vicki Niemann (1980-83)	--	--	--	57	20	134	--	Elizabeth Wargo (2011)	13	0	2	0	0	0	0
Kate Norton (2003-06)	67	54	64	4	3	11	2	Mollie Williams (2011-14)	15	0	2	0	0	0	0
Lindsey Noteboom (2005-08)	74	72	66	4	9	17	2	Kathy Wilson (1996-99)	64	36	9	2	2	6	0
Tiffany Ogden (1996-00)	83	58	62	13	6	32	3	Bailey Wilson (2013-pres)	27	18	16	2	1	5	2
Tianna Oliver (1999-02)	75	32	91	17	9	43	3	Kristina Wilson (2000-03)	89	89	31	5	3	13	3
Amanda Onnen (2002-03)	20	0	5	0	0	0	0	Kay Young (2008-11)	67	35	9	0	1	1	0
Beth Paderi (1997-99)	57	45	12	0	2	2	0	GOALKEEPERS							
Robin Paffe (1984-87)	62	61	223	42	13	97	--	PLAYER	GP-GS	Min	Sv	Sho	GA	GAA	W-L-T
Kristen Pangburn (1993-96)	20	0	7	2	1	5	0	Rachel Barnette (2009-10)	15-14	1221	45	6.0	15	1.36	7-6-1
Kelsey Parrinello (2014-pres.)	9	1	1	0	0	0	0	Kara Coakley (1986-90)	19-6	934	45	7.5	11	1.06	39-21-4
Ellen Parker (2008)	1	0	1	0	0	0	0	Ashley Daniels (2010-11)	11-6	784	70	0.0	19	2.18	2-6-0
Suzanne Paulette (1995-98)	89	51	82	10	8	28	4	Jen Doerflein (2004)	5-4	381	27	0.0	10	2.37	0-3-0
Kelli Pawelko (2008-11)	67	62	56	1	8	10	1	Marche Gendrew (2001-03)	4	1	3	1.5	1	1.16	0-0-0
Erin Petree (2010-11)	4	0	0	0	0	0	0	Tracy Hale (2001-04)	44-38	3383	169	14.0	36	0.96	21-11-4
Tracy Pohl (1994-97)	89	89	72	6	4	16	1	Brittney Hansen (2006-08)	3-0	76	1	0.0	2	2.39	0-1-0
Leah Polaski (1999-01)	54	11	28	5	1	10	2	Christy Hoffman (1997-01)	87-86	7900	357	33.0	94	1.07	---
Evi Ranson (2009-12)	53	12	33	2	2	6	1	Chris Jones (1982-85)	51-	---	257	18.5	58	---	---
Shannon Reardon (1998-00)	48	23	4	0	1	1	0	Andrea Kaminski (2006-09)	73-71	6713	407	16.0	102	1.37	30-32-8
Chris Reed (2011-12)	7	0	0	0	0	0	0	Laura Kerr (1987-90)	63-63	5471	361	23.0	73	1.20	---
Mackenzie Reynolds (2013)	18	2	9	3	2	8	2	Kathy Kronauge (1985-87)	22-15	1165	146	8.5	12	0.92	---
Holly Rhoades (1987-90)	53	33	13	0	3	3	0	Julie McCaffrey (1994-95)	43-42	3942	198	10.0	68	1.55	24-14-4
Jazmine Rhodes (2010-12)	47	39	129	9	4	22	2	Lauren Romanelli (2010)	1-0	9	0	0.0	0	0.0	0-0-0
Jami Richard (1992-95)	70	40	29	6	7	19	2	Sherry Slye (2002-05)	47-36	3566	212	6.5	63	1.59	8-25-4
Tara Riffle (1993-94)	33	32	6	1	0	2	1	Natalie Smith (2012-present)	33-32	2839	101	6	45	1.43	15-13-2
Kelly Rigsbee (1999-02)	63	2	19	2	3	7	1	Bridget Teegarden (1992-94)	10-3	451	20	1.5	5	0.99	---
Leslie Roberto (1986-89)	65	65	113	11	9	31	--	Kristina Utley (2011-14)	49-46	4372	237	8	84	1.73	12-21-5
Amy Rodeheffer (1996-99)	82	45	103	14	10	38	3	Julie Williams (1981-84)	24-	---	82	10.0	8	---	---
Laura Rose (2012-pres)	51	25	92	11	3	25	3								
Danielle Rotheram (2013-pres)	40	16	43	9	8	26	2								
Ashley Roush (2001-06)	66	24	9	0	1	1	0								
Camille Royer (2007)	9	1	0	0	0	0	0								
Amanda Ryan (2004)	18	14	19	2	0	4	2								
Nicole Sanda (2005-07)	25	2	10	2	1	5	2								
Kate Schmidt (2010-13)	61	47	13	1	1	3	0								
Dee Dee Schutte (1993-96)	85	66	44	2	6	10	9								
Lisa Schutte (1997-98)	15	2	2	2	1	5	0								
Alexis Scott (2010-11)	22	9	14	1	2	4	1								
Kathy Shelton (1991-94)	63	57	54	2	6	10	0								
Jennifer Sibert (2002-04)	51	14	19	1	0	2	1								
Amy Simonson (1999-02)	79	62	148	23	16	62	9								
Dana Smith ((1996-98)	7	0	1	0	0	0	0								
Shauna Smith (2007)	2	0	0	0	0	0	0								
Teresa Smolilo (2007-08)	4	0	0	0	0	0	0								
Kerry Stanko (1992-95)	70	54	30	6	3	15	0								
Lisa Stephens (2001-04)	82	82	148	6	9	21	2								
Marie Strelka (2001-05)	64	9	37	6	3	15	3								
Kim Sykes (2005-08)	74	74	16	1	2	4	1								



UNIVERSITY OF CINCINNATI ATHLETICS
NOW POWERED BY INNOVATION

#I WILL WHAT I WANT