
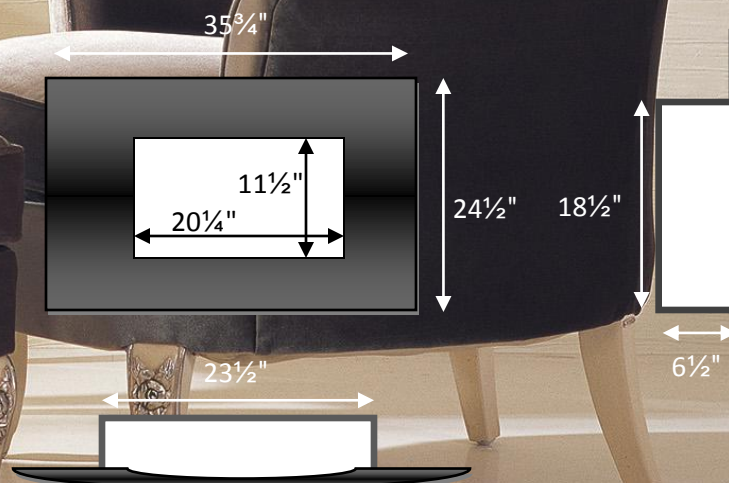


Dynasty LED Wall-Mount Electric Fireplaces



www.dynastyfireplace.com

EF67-CP



TECHNICAL SPECIFICATION

MODEL	EF67 - CL/CP
APPROVAL	CSA
VOLTS	120V
AMPS	12.5A
WATTS	1500W
HEATER	HIGH 1500W
	LOW 750W
NO HEATER	8.7W
LED FLAME	2.3W
BACK LIGHT	2.4W
	GREEN / BLUE / RED
MOTOR	4W
SLEEP TIMER	—
CONTROLLABLE TEMPERATURE	10°C-28°C
SHIPPING SIZE	38 1/4"x10"x27 1/4"
SHIPPING WEIGHT	70lbs
PLUG LOCATION	RIGHT SIDE
CORD LENGTH	70 3/4"
APPROX.HEATING AREA	400sf



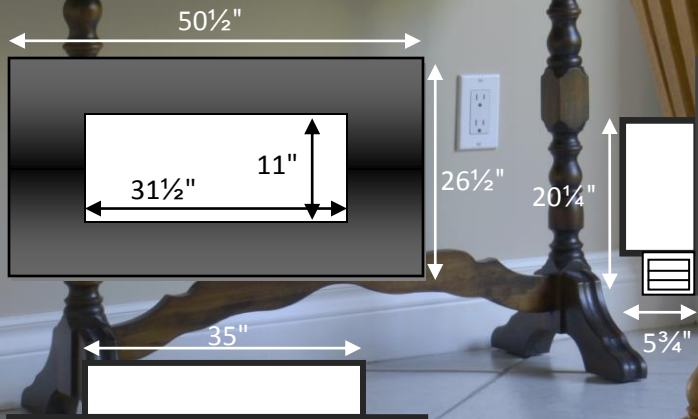
EF67-CL

TECHNICAL SPECIFICATION

MODEL	EF68 - L/P
APPROVAL	CSA
VOLTS	120V
AMPS	12.5A
WATTS	1500W
HEATER	HIGH 1500W
	LOW 750W
NO HEATER	22W
LED FLAME	5W
BACK LIGHT	13W
	GREEN / RED / BLUE
MOTOR	4W
SLEEP TIMER	1/2H-9H
CONTROLLABLE	16°C-28°C
TEMPERATURE	
SHIPPING SIZE	52"×8¾"×28¾"
SHIPPING	80 lbs
WEIGHT	
PLUG LOCATION	RIGHT SIDE
CORD LENGTH	70¾"
APPROX.HEATING	400sf
AREA	



EF68-L

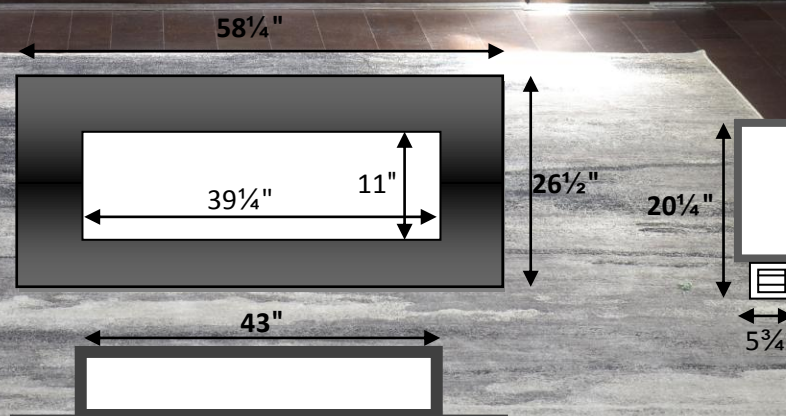


EF68-P

EF69-P

TECHNICAL SPECIFICATION

MODEL	EF69 - L/P	
APPROVAL	CSA	
VOLTS	120V	
AMPS	12.5A	
WATTS	1500W	
HEATER	HIGH	1500W
	LOW	750W
NO HEATER	25W	
LED FLAME		
BACK LIGHT	13W(OPTIONAL) GREEN / RED / BLUE	
MOTOR	4W	
SLEEP TIMER	1/2H-9H	
CONTROLLABLE	16°C-28°C	
TEMPERATURE		
SHIPPING SIZE	59¾"x8½"x28¾"	
SHIPPING WEIGHT	96 lbs	
PLUG LOCATION	RIGHT SIDE	
CORD LENGTH	70¾"	
APPROX.HEATING		
AREA	400sf	



EF69-L

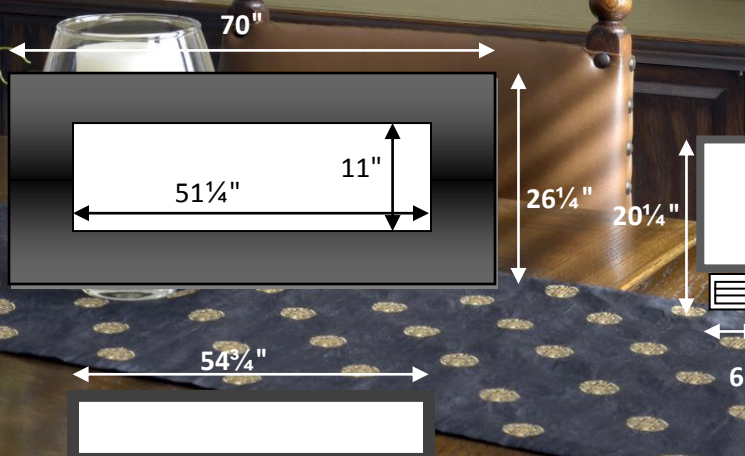
TECHNICAL SPECIFICATION

EF70-P

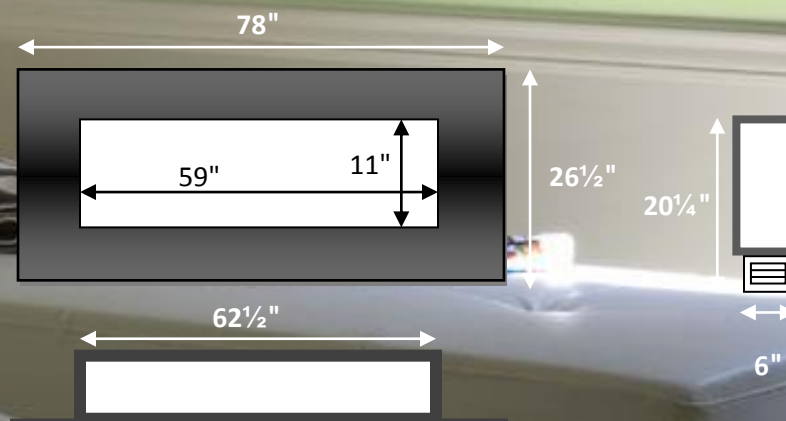
MODEL	EF70 - L/P
APPROVAL	CSA
VOLTS	120V
AMPS	12.5A
WATTS	1500W
HEATER	HIGH 1500W
	LOW 750W
NO HEATER	29.6W
LED FLAME	8.3W
BACK LIGHT	13W(OPTIONAL)
	GREEN / RED / BLUE
MOTOR	4W
SLEEP TIMER	1/2H-9H
CONTROLLABLE	16°C-28°C
TEMPERATURE	
SHIPPING SIZE	71½"x8½"x28¾"
SHIPPING WEIGHT	121 lbs
PLUG LOCATION	RIGHT SIDE
CORD LENGTH	70¾"
APPROX.HEATING	
AREA	400sf



EF70-L



EF71-P



TECHNICAL SPECIFICATION

MODEL	EF71 - L/P
APPROVAL	CSA
VOLTS	120V
AMPS	12.5A
WATTS	1500W
HEATER	HIGH 1500W
	LOW 750W
NO HEATER	32.6W
LED FLAME	9.9W
BACK LIGHT	13W(OPTIONAL)
	GREEN / RED / BLUE
POTOR MOTOR	4W
SLEEP TIMER	1/2H-9H
CONTROLLABLE	16°C-28°C
TEMPERATURE	
SHIPPING SIZE	79½"x8½"x28¾"
SHIPPING WEIGHT	137 lbs
PLUG LOCATION	RIGHT SIDE
CORD LENGTH	70¾"
APPROX.HEATING AREA	400sf

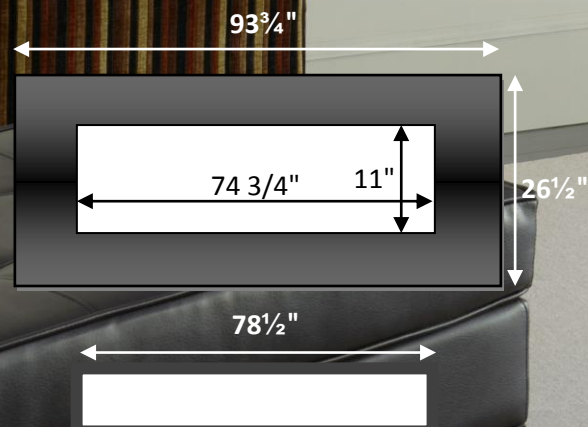



EF71-L

TECHNICAL SPECIFICATION

EF72-P

MODEL	EF72 - L/P
APPROVAL	CSA
VOLTS	120V
AMPS	12.5A
WATTS	1500W
HEATER	HIGH 1500W
	LOW 750W
NO HEATER	38W
LED FLAME	12.4W
BACK LIGHT	13W(OPTIONAL)
	GREEN / RED / BLUE
MOTOR	4W
SLEEP TIMER	1/2H-9H
CONTROLLABLE	16°C-28°C
TEMPERATURE	
SHIPPING SIZE	95¼"x8½"x28¾"
SHIPPING WEIGHT	168 lbs
PLUG LOCATION	RIGHT SIDE
CORD LENGTH	70¾"
APPROX.HEATING AREA	400sf



EF72-L

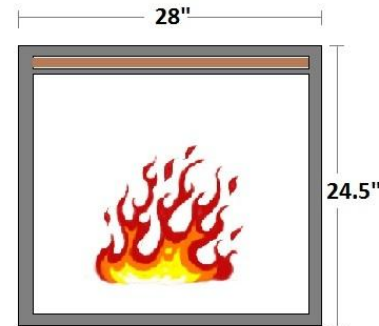
Dynasty LED Zero Clearance Electric Fireplace with Remote Control



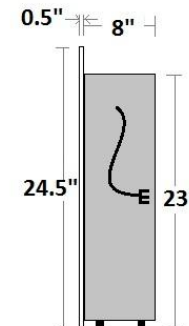
EF43D-FGF



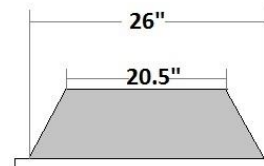
Front View



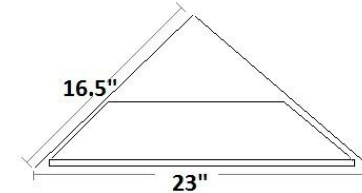
Side View



Top View



Corner Installation



Specifications:

Electrical:

Volts	Amps	Watts	Wiring	Approval
110/120	15	1,500	3-prong Plug Kit	

Heat Output:

BTUs	Heating Area	Operation
5,200	400Sq.ft	Remote Control



Operating Cost (Approximately):

Flame Operation	2,500BTUs	5,200BTUs
0.25cents/ hour	7cents/hour	14cents/hour

Other Information:

Front Face	Fuel Bed	Warranty
Glass	Wood Logs	Manufacturer's 2 years


Features:

- Remote control for adjustable flame and heating operation
- LED flame operations with or without heat
- No ventilation required
- Zero clearance allows for flush mounting to drywall, tile wood or other finishes
- Installed into interior wall, exterior wall, or corner
- Energy saving product
- Also designed for replacing wood burning fireplace

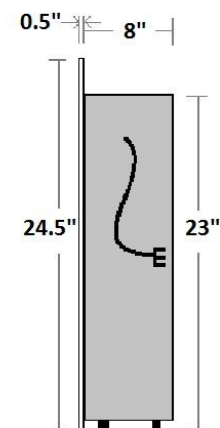
EF44D-FGF



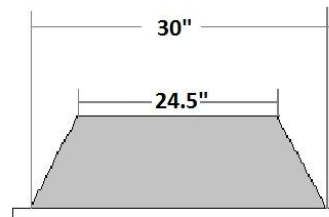
Front View



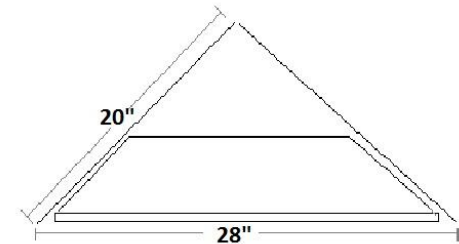
Side View



Top View



Corner Installation



Specifications:

Electrical:

Volts	Amps	Watts	Wiring	Approval
110/120	15	1,500	3-prong Plug Kit	

Heat Output:

BTUs	Heating Area	Operation
5,200	400Sq.ft	Remote Control



Operating Cost (Approximately):

Flame Operation	2,500BTUs	5,200BTUs
0.25cents/ hour	7cents/hour	14cents/hour


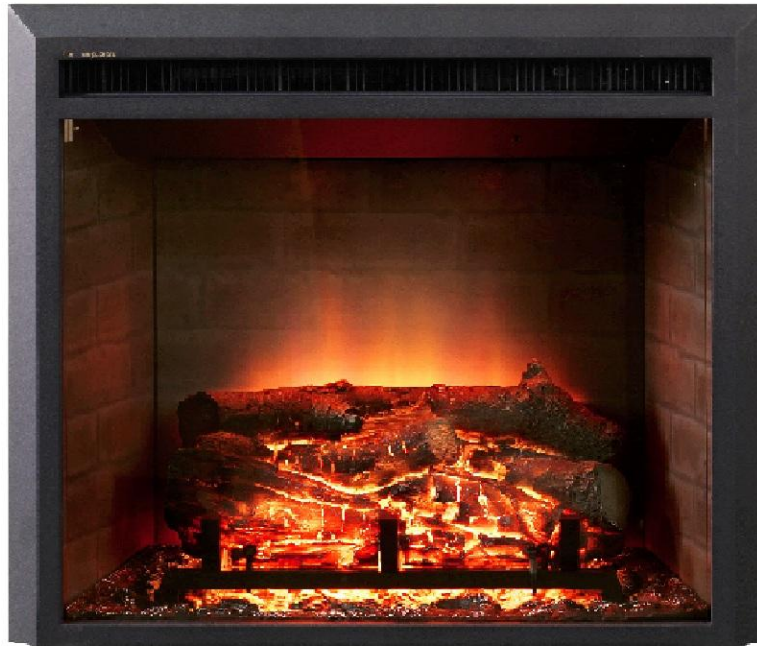
Other Information:

Front Face	Fuel Bed	Warranty
Glass	Wood Logs	Manufacturer's 2 years

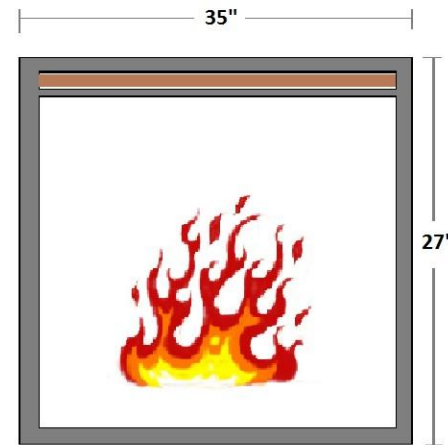
Features:

- Remote control for adjustable flame and heating operation
- LED flame operations with or without heat
- No ventilation required
- Zero clearance allows for flush mounting to drywall, tile wood or other finishes
- Installed into interior wall, exterior wall, or corner
- Energy saving product
- Also designed for replacing wood burning fireplace

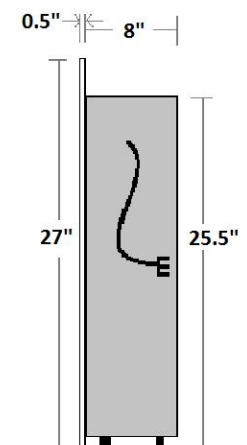
EF45D-FGF



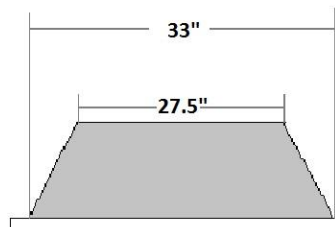
Front View



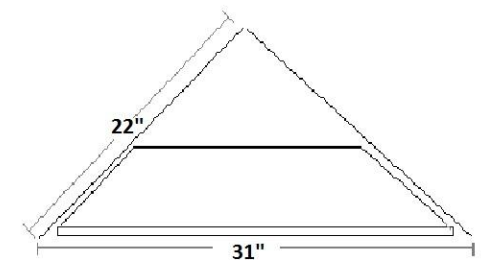
Side View



Top View



Corner Installation



Specifications:

Electrical:

Volts	Amps	Watts	Wiring	Approval
110/120	15	1,500	3-prong Plug Kit	

Heat Output:

BTUs	Heating Area	Operation
5,200	400Sq.ft	Remote Control



Operating Cost (Approximately):

Flame Operation	2,500BTUs	5,200BTUs
0.25cents/ hour	7cents/hour	14cents/hour

Other Information:

Front Face	Fuel Bed	Warranty
Glass	Wood Logs	Manufacturer's 2 years

Features:

- Remote control for adjustable flame and heating operation
- LED flame operations with or without heat
- No ventilation required
- Zero clearance allows for flush mounting to drywall, tile wood or other finishes
- Installed into interior wall, exterior wall, or corner
- Energy saving product
- Also designed for replacing wood burning fireplace


Dynasty Fireplaces™ is a professional fireplace company specializing in designing and making electric fireplaces. We have been working with our customers closely in the past five years to develop environment friendly and energy efficient fireplaces. The new Dynasty LED wall mount electric fireplace line has integrated the energy saving elements, carbon reduced technology and elegant apparel successfully in order to achieve the idea of "Green Fireplaces". Comparing to the past decade, we are more confident to say that Dynasty LED wall mount electric fireplaces will make your home warm and beautiful.

To ensure that your experience in acquiring a new fireplace is pleasant and positive, make sure you are dealing with a professional fireplace company.



Features:

- *120 Volt/AC. 1500 Watt/5000 BTU on high heat and 750 Watt/2500 BTU on low heat**
- *Electric flame operates with or without heat**
- *Realistic flame effect; Log bed or Pebble bed**
- *Recessed or wall mount installation**
- *No ventilation required**
- *Remote control for adjustable flame and heating operation**
- *Unique LED light and flame**
- *Sleep timer from 1/2 Hour to 9 Hours**
- *Controllable temperature from 16 °C to 28 °C**
- *Energy saving products**



Distributed By:



Disclaimer: Dynasty Fireplaces™ and the Dynasty™ line of products are trademarks of Dynasty Fireplaces. All designs are trademarks of Dynasty Fireplaces™. Unauthorized reuse, resale, or distribution of Dynasty Fireplaces™ products is strictly prohibited.

COPYRIGHT © 2012 Dynasty Fireplaces™

Dynasty Fireplaces

Unit10-3071 No. 5 Road, Richmond, BC Canada V6X 2T4

Phone:1-877-521-1009 Fax:1-604-821-1019 <http://www.dynastyfireplace.com>