



Parked Regeneration Procedure

The engine should be fully warmed up (coolant temperature above 185F)

Engine must be at slow idle (can not be in Fast Idle or PTO Mode)

The transmission must be in neutral

Set the park brake (cycle the park brake OFF to ON)

Press and release the clutch pedal (if configured)

Hold the DPF Switch to the ON position for five (5) seconds and release (engine speed will increase and DPF Lamp will go out)



DPF Switch

Initiate/Cancel
Regeneration

The regeneration will take approximately 20-40 min.






The regeneration is complete when the engine returns to low idle and the DPF lamp remains off.

If the DPF lamp comes back on the regeneration failed. (Contact the Customer Support Center)

To Cancel a Parked Regeneration hold the DPF Switch to the ON position for five (5) seconds and release.

A Parked Regeneration will stop if the key is turned to the off position, the truck is put into gear or the parking brake is released.

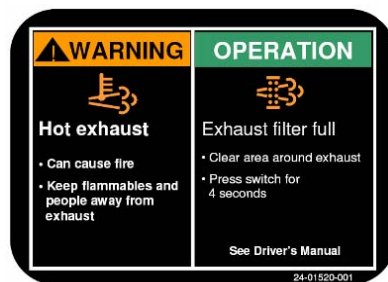
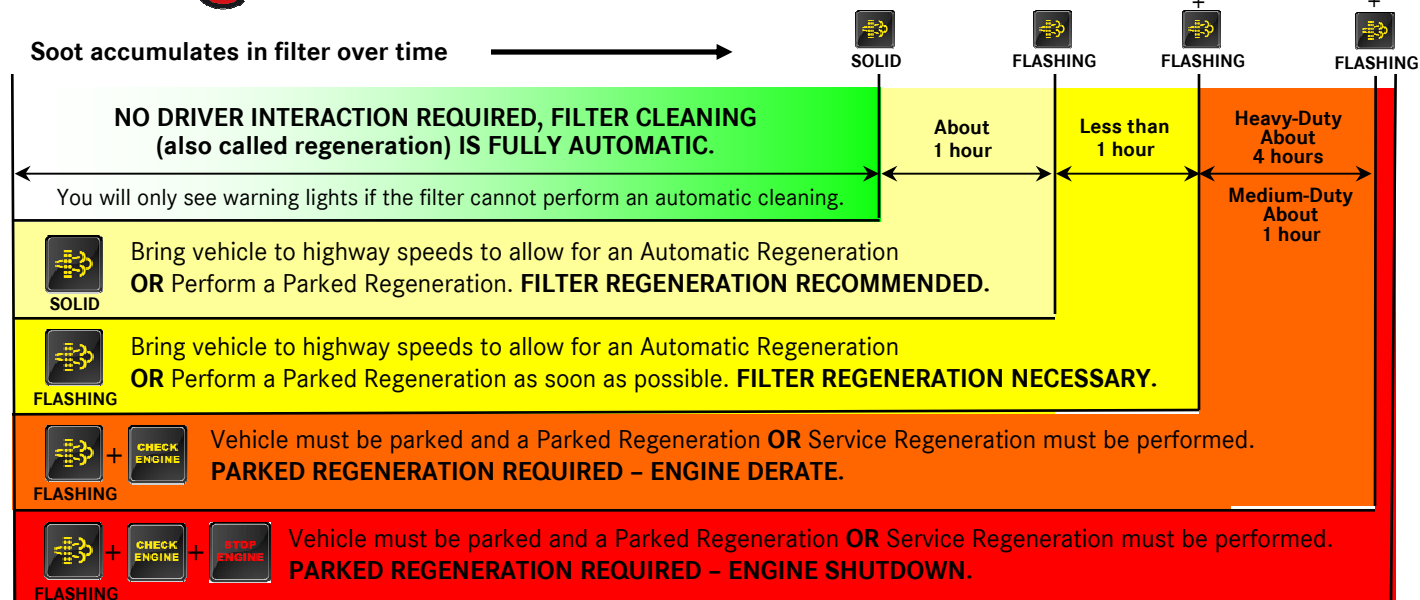
Engine Indicator Lamps – Driver Actions

INDICATOR LAMP	DESCRIPTION	DRIVER ACTION
Amber Warning Lamp (AWL) 	Indicates a fault with the engine controls.	Vehicle can be driven to end of shift. Call for service.
Red Stop Lamp (RSL) 	Indicates a major engine fault that may result in engine damage. Engine derate and/or shutdown sequence will be initiated.	Move the vehicle to the nearest safe location and shutdown the engine. Call for service
DPF Regeneration Lamp 	Solid yellow indicates a parked regeneration may be needed. Blinking yellow, derate and/or shutdown are possible as soot load continues to increase. Lamp will shut off during parked regeneration.	Bring Vehicle to highway speeds to allow for an Automatic Regeneration OR Perform a Parked Regeneration
High Exhaust System Temperature Lamp (HEST) 	This is a information indicator. It indicates exhaust temperature is above a preset limit and the unit is operating at low vehicle speed. Lamp is yellow.	Vehicle can be driven.
Malfunction Indicator Lamp (MIL) 	Yellow lamp Indicates a failure of an Emission Control device. May illuminate at the same time as the Amber Warning Lamp.	Vehicle can be driven to end of the shift. Call for service.

Detroit Diesel Customer Support Center: **313-592-5800**



Regeneration Process – Engine Indicator Lamps



Example of visor label

Note: Consult the Owner Operators Guide for a complete description of aftertreatment system.

Detroit Diesel Customer Support Center: **313-592-5800**