



Inepro®

PosPRO - AerPos -
From Gladius to AerPos

Technical Manual | PosPRO - AerPos - From Gladius to AerPos

Product Version: NA

Version of this manual: 1.0.6

© 2016 Inepro B.V. All rights reserved

PosPRO - AerPos - From Gladius to AerPos

The most versatile Cash register solution

Thank you for choosing PosPRO as your cash register. We are convinced that you will be satisfied with the purchase of one of the best financial-management solutions of today.

We are more than willing to help you to reach the best results possible with your PosPRO application en to use it safely. This manual contains the information to achieve that goal; please read it through carefully. Because of the constant changes in our products this manual is subject to unspecified changes.

We strongly recommend to peruse the user licence agreement so you will completely understand what it will support and what your responsibilities are as a owner.

Your Inepro dealer is keen to keep you satisfied, answer all your questions and take away any concerns you might have.

We wish you the very best,
Inepro BV.

PosPRO - AerPos - From Gladius to AerPos

All rights reserved. No parts of this work may be reproduced in any form or by any means - graphic, electronic, or mechanical, including photocopying, recording, taping, or information storage and retrieval systems - without the written permission of the publisher.

Products that are referred to in this document may be either trademarks and/or registered trademarks of the respective owners. The publisher and the author make no claim to these trademarks.

While every precaution has been taken in the preparation of this document, the publisher and the author assume no responsibility for errors or omissions, or for damages resulting from the use of information contained in this document or from the use of programs and source code that may accompany it. In no event shall the publisher and the author be liable for any loss of profit or any other commercial damage caused or alleged to have been caused directly or indirectly by this document.

Version 1.0.6 created: september 2016 in Nieuw-Vennep.

Publisher

Inepro B.V.

Managing Editor

K. de Graaf

Technical Editors

R. Groen

A. Polderman

K. de Graaf

Cover Design

H. Wagenaar

K. de Graaf

Team Coordinator

R. Groen

Production

Inepro B.V.

Table of Content

Introduction	2
Specifications	6
Notes	8
End User Licence Agreement	I

Introduction

Part

Introduction

Introduction

Inepro has replaced its line of Gladius cash registers with a new model; the AerPOS.

The AerPOS is a beautiful POS terminal with an ultra slim display, sleek chassis and small footprint design. The AerPOS looks elegant, yet it can endure the toughest retail and hospitality applications with its no venting design and aluminum chassis.

This document will inform you of the relevant differences between the two tills.

Buttons & connections

The last cash register had one on / off button used to power off (or power on) the machine. This cash register has two on / off buttons. It also has a USB connector on the right side so the USB extension cable is no longer needed.

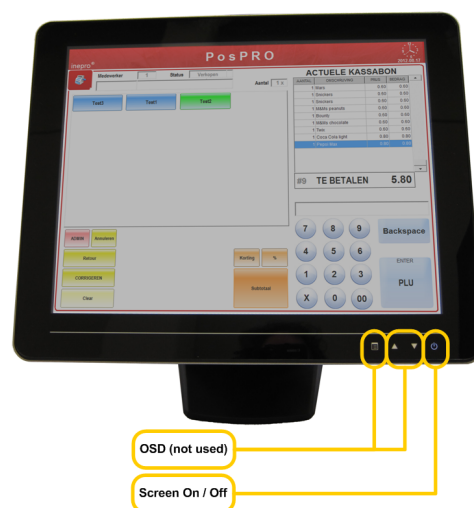

Turn cash register on / off

On the right side of the cash register the on / off button, hard disk activity LED and USB connector can be found.

Use this button to turn off the machine when asked by the Inepro support team. Normally the cash registers will remain powered on to provide Inepro to service the machine out of operating hours.

Turn screen on / off

If you need to turn off your screen use the on / off button on the front of the screen. This can be used to save power and to indicate that the cash register is no longer in service at this time.

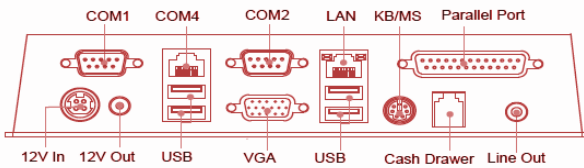




I/O Interface

Interface used	Default	Alternative
COM 1	PayCon or Xenta	Xenta
COM 2	Printer	PayCon
COM 4	<Not Used>	Printer
LAN	LAN	LAN
12V In	Power	Power

By default the cash register will have either a PayCon or an Xenta connected to provide EFT payments, but alternatively they can be both connected.

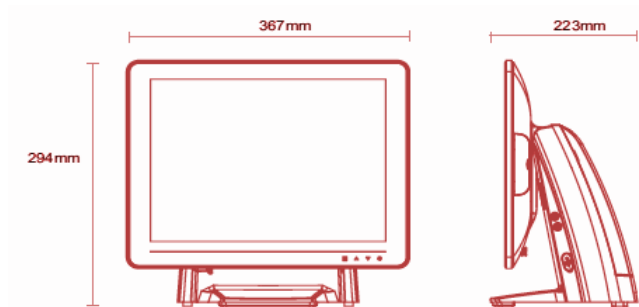


In that last case the PayCon will be used to identify the customer (and optionally it's online account), but the Xenta can still be used for EFT payments.



Dimensions

The AerPOS is 294 mm high, 367 mm width and 223 mm deep.



Part II

Specifications



Specifications



Power

Power Supply	220V
Power Consumption DC	12V DC: At maximum (depending on the configuration) 7.5 A, 90 Watt



Housing

Material	Aluminium Die Casting / Plastic / Glass
Colour	Black with silver trim
Dimensions	367 x 294 x 223 mm.



OS

Windows	POSReady 7
---------	------------



Graphics

Graphics Chip	Intel GMA 3150
---------------	----------------



Outputs

Serial port	3x COM1, COM2 (DB9), COM4 (RJ-45)
Audio Port	Line Out
USB Port	5x External (4x rear, 1 side)
Cash Drawer Port	1x RJ-45 12 Volt
Printer port	1x Bi-directional Parallel port
VGA Port	1x VGA
DC Output	1x 12 Volt DC 2.5 mm. Jack



User Interface

Touch Screen	15" TFT-LCD / 1024 x 768
Optional Keyboard	PS2 (1x) or USB
Optional Mouse	PS2 (1x) or USB



Audio

Speakers	2x 2 Watt
----------	-----------



Environmental conditions

EMI / Safety	CE, FCC Class A
Operating Temperature (Metric)	0-40 degrees Celsius
Operating Temperature (Non-Metric)	32-104 degrees Fahrenheit
Relative Humidity (Non Condensing)	10%-90%

Part III

Notes



Notes

This area is meant for the reader's notes:

END-USER LICENSE AGREEMENT
INEPRO BACK OFFICE SUITE BY INEPRO BV

THE PROGRAM IS COPYRIGHTED AND LICENSED (NOT SOLD). BY PURCHASING THE PROGRAM, YOU ARE ACCEPTING AND AGREEING TO THE TERMS OF THIS LICENSE AGREEMENT. THIS LICENSE AGREEMENT REPRESENTS THE ENTIRE AGREEMENT CONCERNING THE PROGRAM, BETWEEN YOU AND INEPRO BV, (REFERRED TO AS "LICENSOR"), AND IT SUPERSEDES ANY PRIOR PROPOSAL, REPRESENTATION, OR UNDERSTANDING BETWEEN THE PARTIES.

1. License Grant. Licensor hereby grants to you, and you accept, a nonexclusive license to use the program in machine-readable, object code form only, for use only as authorized in this License Agreement. The Programs may be used only on computers owned, leased or otherwise controlled by you. The program shall only manage the number of devices specified in the purchase agreement. You agree that you may not reverse assemble, reverse compile, or otherwise translate the Program.
2. Term (Demo Version Only). This License commences upon the installation of the software and is effective for 90 days following the date you install the software. This License terminates automatically without notice from Inepro BV upon the expiration of the evaluation term or if you fail to comply with any provision of this License. Upon termination you shall remove the SOFTWARE from your computer(s).
3. Licensor's Rights. You acknowledge and agree that the Program is proprietary to Licensor and protected under copyright law. You further acknowledge and agree the all right, title, and interest in and to the Program, including associated intellectual property rights, are and shall remain with Licensor. The License Agreement does not convey to you an interest in or to the Program, but only a limited right of use revocable in accordance with the terms of this License Agreement.
4. No Warranty; Limitation of Liability. YOU ACKNOWLEDGE THAT THE PROGRAM IS PROVIDED ON AN "AS IS" BASIS WITHOUT WARRANTY OF ANY KIND. LICENSOR MAKES NO REPRESENTATIONS OR WARRANTIES REGARDING THE USE OR PERFORMANCE OF THE PROGRAM. LICENSOR EXPRESSLY DISCLAIMS THE WARRANTIES OF MERCHANTABILITY AND FITNESS FOR A PARTICULAR PURPOSE. LICENSOR SHALL HAVE NO LIABILITY TO CUSTOMER OR ANY THIRD PARTY FOR ANY LOSS OR DAMAGE CAUSED, DIRECTLY OR INDIRECTLY, BY THE PROGRAM, INCLUDING, BUT NOT LIMITED TO, ANY INTERRUPTION OF SERVICES, LOSS OF BUSINESS, LOSS OF DATA OR SPECIAL, CONSEQUENTIAL OR INCIDENTAL DAMAGES.
5. Severability. Should any term of this License Agreement be declared void or unenforceable by any court of competent jurisdiction, such declaration will have no effect on the remaining terms hereof.
6. No Waiver. The failure of either party to enforce any rights granted hereunder or to take action against the other party in the event of any breach hereunder shall not be deemed a waiver by that party as to subsequent enforcement of rights or subsequent actions in the event of future breaches.
7. Update Checks. You acknowledge and agree to allow Inepro Back Office Suite version and license status details to be sent to Inepro BV when you request to "Check for updates". This allows the Inepro Back Office Suite software to determine whether software updates are available in real-time.
8. Service. Licensor will utilize its best efforts to maintain acceptable performance of services, but Licensor makes absolutely no warranties whatsoever, express or implied, including warranty of merchantability or fitness for a particular purpose. Licensor cannot guarantee continuous service, service at any particular time, or integrity of data stored or transmitted via its system or via the Internet.
9. Data. Licensor will not be liable for the inadvertent disclosure of, corruption or erasure of data transmitted or received or stored on its system. Licensor shall not be liable to Licensee or any of its customers for any claims or damages which may be suffered by Licensee or its customers, including, but not limited to, losses or damages of any and every nature, resulting from the loss of data, inability to access the Software, or inability to transmit or receive information, caused by, or resulting from, delays, nondeliveries, or service interruptions whether or not caused by the fault or negligence of Licensor.

