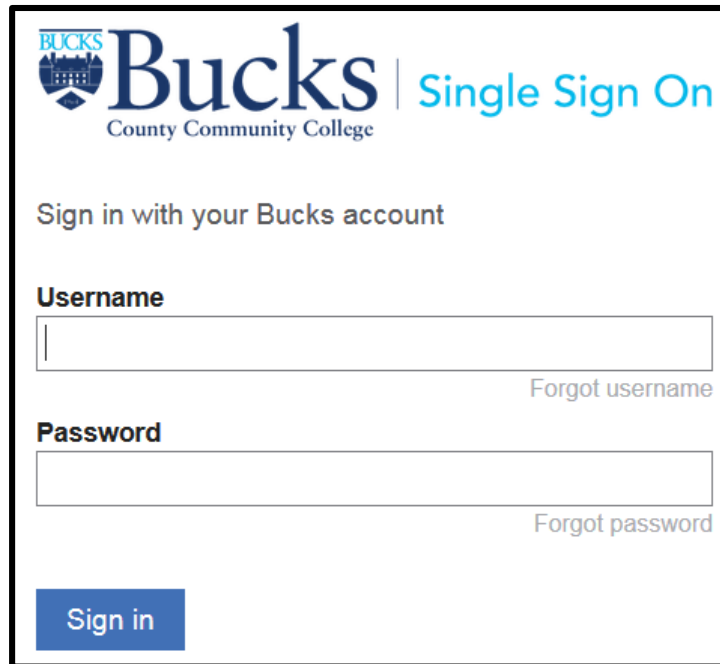


MyBucks for Students

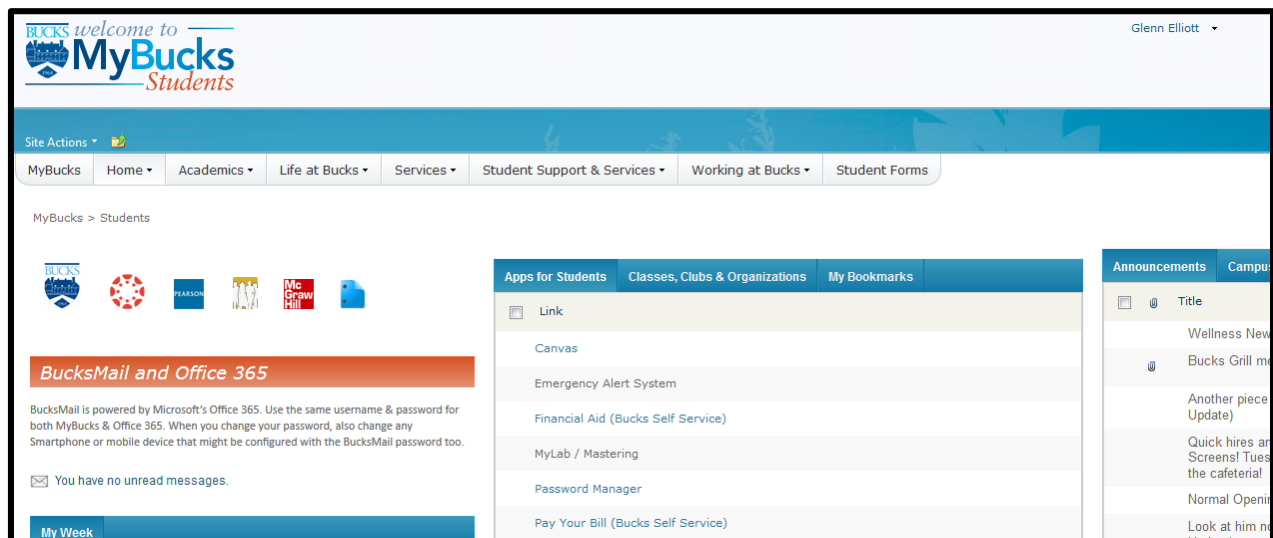
MyBucks is the central area where college related information is located. Additionally, MyBucks provides access to the various college systems such as WebAdvisor, Canvas, Live@Edu email, Gmail, announcements and a lot more. The following information will help you become familiar with MyBucks.

1. To log into MyBucks, type in the following URL at your preferred browser such as Internet Explorer or Mozilla Firefox – <http://my.bucks.edu>. Enter the username and password that you use to log the college computers. Click **Sign in**.



The screenshot shows the login page for Bucks County Community College. At the top, the college's logo is followed by the text "Single Sign On". Below this, the instruction "Sign in with your Bucks account" is displayed. There are two input fields: "Username" and "Password". To the right of the "Username" field is a link that says "Forgot username". To the right of the "Password" field is a link that says "Forgot password". At the bottom left of the form is a blue button labeled "Sign in".

2. After logging in, the main window shown below opens. To access your Live@Edu email with Office 365, click on **“You have unread messages”** on the left side of the page.



The screenshot shows the MyBucks Students dashboard. At the top, there is a header with the Bucks County Community College logo and the text "welcome to MyBucks Students". On the right side of the header, the user's name "Glenn Elliott" is displayed. Below the header is a navigation bar with several tabs: "MyBucks", "Home", "Academics", "Life at Bucks", "Services", "Student Support & Services", "Working at Bucks", and "Student Forms". Below the navigation bar, the main content area is divided into several sections. On the left, there is a section titled "BucksMail and Office 365" with a message that says "You have no unread messages." In the center, there is a section titled "Apps for Students" with a list of links: "Canvas", "Emergency Alert System", "Financial Aid (Bucks Self Service)", "MyLab / Mastering", "Password Manager", and "Pay Your Bill (Bucks Self Service)". On the right, there is a section titled "Announcements" with a list of announcements: "Wellness New", "Bucks Grill me", "Another piece Update)", "Quick hires an Screens! Tues the cafeteria", "Normal Openi", and "Look at him n".

The MyBucks Interface

MyBucks is made up of three areas: 1) on the left, direct links to the Bucks homepage, Canvas, Pearson MyLab and Master, McGraw Hill, College Directories, Google Docs, Student Live@Edu Mail and Office 365, the personal **Calendar** located under the **My Week** section, which includes a class schedule, and **Help & Support** and 2) in the middle is **Classes, Clubs & Organizations**, **My Bookmarks** and **Apps for Students**, access to the **WebAdvisor** and 3) located on the right are **Campus News & Events** and **Announcements** and direct links to Facebook, YouTube, Twitter, etc.

The Calendar and My To Do List

The Calendar located on the left section of the window will display three days of your course schedule from the selected date in the calendar. For example, as shown below, the actual date is August 24, but the appointments displayed are from August 24 through August 26. If there are no scheduled events for a particular day, the date will display *No events*.

My Week

Today's Date: Tuesday, June 12, 2012

<

June 2012

>

S	M	T	W	T	F	S
27	28	29	30	31	1	2
3	4	5	6	7	8	9
10	11	12	13	14	15	16
17	18	19	20	21	22	23
24	25	26	27	28	29	30
1	2	3	4	5	6	7

Tuesday, June 12

No events

Wednesday, June 13

No events

Thursday, June 14

No events

Help & Support information is available in the bottom left.

Help Desk and Services Center

Help & Support for MyBucks

 **Need Help or have a question? Problems with the portal or technology?** Call or email the Help Desk and Services Center at 215-968-8191 or helpdesk@bucks.edu.

Technicians are available:

- 7:00 AM to 7:30 PM Monday through Thursday
- 7:00 AM to 4:00 PM on Friday
- 8:00 AM to 4:00 PM Saturday

Suggestions for MyBucks? Email suggestions@bucks.edu

Apps for Students contains access to several external learning management systems (Canvas, MyLab) as well as the Bucks Self Service area.

Apps for Students	Classes, Clubs & Organizations	My Bookmarks
<input type="checkbox"/> Link		
Canvas		
Emergency Alert System		
Financial Aid (Bucks Self Service)		
MyLab / Mastering		
Password Manager		
Pay Your Bill (Bucks Self Service)		
Student Planning (Bucks Self Service)		

Announcements, Campus News and Events






The right section of MyBucks displays official college announcements and events. Additionally, this area will display targeted announcements such as a school closing due to inclement weather.



The **Campus News and Events** area is where college news and events such as athletic events and cultural events are listed.

Announcements		Campus News and Events
		Title
		Wellness Center - Wednesday, July 24, 2013  NEW
		Registration Deadline: Monday, August 26, 2013
		Accessing BucksMail
		Campus Wireless Service Upgrade and Outage 7/29-8/8/13
		BucksMail Upgrade on July 18th
		Bucks Veteran Internship Opportunity



WebAdvisor, Classes Clubs & Organizations, Apps for Students and My Bookmarks

The middle section of MyBucks provides access to the various enterprise college systems such as WebAdvisor and Canvas and WebAdvisor located under the **Apps for Students** tab.

Classes, Clubs & Organizations	Apps for Students	My Bookmarks
⌵ Expand All ⬆ Collapse All 		
 Other 		
WebAdvisor  		
User Account		
Registration for Con Ed		
Student Financial Info		

Classes, Clubs & Organizations		Apps for Students	My Bookmarks
		Title	URL
		Access Manager (for password management)	Access Manager
		Canvas	

The **WebAdvisor** tab provides all of the modules that students have access to such as financial aid information, academic planning, academic profile and credit registration.

<i>WebAdvisor</i>	
	 
Camps and Continuing Ed	^
WebAdvisor for Students	^
WebAdvisor for Employees	^