

TECHNICAL REPORT

FIFA U-20 WORLD CUP POLAND 2019

FIFA



U-20 WORLD CUP
POLAND 2019

20 WORLD CUP P

TABLE OF CONTENTS

Part 1: Foreword




3

Part 2: Technical Study Group




4

Part 3: Tournament observation



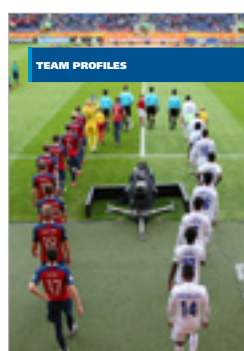
5

Part 4: Interviews with the coaches of the semi-finalists




12

Part 5: Team profiles



28

Part 6: Performance insights




78

Part 7: FIFA awards




105

Part 8: Match information



108

Part 9: Technical Study Group support



136



Wherever you see this play button, there is video content available.

Please note that to view any associated video in this report, you will be taken to FIFA's official YouTube page and internet access will therefore be required.

FOREWORD



The FIFA U-20 World Cup has always been a major event in the world of football and for the host country in particular. For all up-and-coming football stars, it certainly represents the pinnacle of this wonderful game at youth level. Moreover, it has always been synonymous with a array of emotions and the passion of the young players involved, and Poland 2019 was definitely no exception. The great organisation of this fantastic football nation ensured that the FIFA U-20 World Cup in Poland, like many other global showpieces before it, was an event to remember. Every match secured its place in FIFA's history books.

We saw great games and brilliant moves in abundance, but what most caught the eye was the unreserved passion of the players. These young men are on the path to stardom in the professional game, meaning that changes aplenty await them, but nothing will erase their memories of the U-20 World Cup and the six beautiful Polish cities where it was contested.

At the end of the day, Ukraine were the best team, and they confirmed it with their dominant performance in the final against a visibly fatigued Korea Republic. The Ukrainians exhibited excellent leadership, a clear tactical vision and physical

superiority to conquer the world, make history and do their people and country as proud as ever. My friend Andriy Shevchenko confirmed as much in a conversation that reminded me of my own feelings after winning the U 20 World Cup with Yugoslavia in 1987, which was the most wonderful experience of my playing career. Since that edition of the competition was staged in Chile, that whole generation of winners were fondly referred to as "the Chileans" for many years afterwards. I am sure that it will be a similar story for Oleksandr Petrakov and his charges: a bright future beckons for them, but no matter what they go on to accomplish, they will always be able to call themselves World Champions! No one can ever take that away from them.

Beyond the Ukrainian fairy tale, I would like to conclude by paying tribute to the country that put on this great tournament. THANK YOU Poland, thank you to the Polish Football Association and its President, Zbigniew Boniek, and thank you to the volunteers and all the Polish football fans who watched the tournament. It was an unqualified success! DZIĘKI for another magical football story...

Yours in football,
Zvonimir Boban

TECHNICAL STUDY GROUP

The FIFA Coaching & Player Development Department was responsible for the activities of the Technical Study Group, which comprised the following members:

Fernando Couto (Portugal), Ivo Šušak (Croatia), Branimir Ujević (FIFA TSG Project Leader), Pascal Zuberbühler (FIFA Goalkeeping Specialist) and Chris Loxston (Performance & Game Analyst).



From left to right: Chris Loxston, Fernando Couto, Branimir Ujević, Ivo Šušak, Pascal Zuberbühler

TOURNAMENT OBSERVATION



GOAL ANALYSIS

Goals were prevalent in this edition of the FIFA U-20 World Cup, with only two matches (both in the group phase) ending in goalless draws. We witnessed 153 goals – 13 more than at the FIFA U-20 World Cup 2017, the rate of 2.9 goals per game was in keeping with the majority of previous editions. The numbers for Poland 2019 were certainly assisted by Norway's 12-0 win over Honduras, the biggest victory in the competition's history, which featured a nine-goal haul for striker Erling Håland (19).

Effective use was made of the lateral areas, with a large proportion of goals occurring from crosses, cut-backs or precise balls whipped in to the dangerous zone between the goalkeeper and retreating defenders. Driving runs from the wide areas and great technical ability created these openings, which the attacking players in the box did not fail to capitalise on.

Although organised high pressing was not widespread, when teams did manage to regain the ball they were ruthless in their conversion of these openings with only a few touches needed to break through the opponent's lines. Catching teams at their most vulnerable when unbalanced and open by exploiting their mistakes allowed the launching of rapid transitions and provided the opportunity to find space and time in front of goal.



At the 2018 FIFA World Cup Russia™, which represents the highest level of competition, 37% of goals were scored from set-plays, whereas dead-ball dominance was not as prominent in Poland, with only 27% of goals being scored in this manner. We did, however, witness three critical game-changing set-play goals in the knockout stage: two quickly taken free kicks by Mali and Korea Republic caught their opponents off guard, the latter taking the Asian team through to the final. Korea Republic had previously required a perfectly delivered corner deep into second-half stoppage time to force extra time in their quarter-final match against Senegal.



BALLS BEHIND THE DEFENCE



The defensive approach from finalists Ukraine and Korea Republic, who both used a solid block of three central defenders supported by two holding midfielders, allowed these teams to manage the space in front and behind them. Ukraine's compact defensive block coupled with the presence of the tournament's best goalkeeper Andriy Lunin (1), made them a very difficult target for their opposition, as illustrated by the fact that they conceded only four goals in seven matches. When teams at this

tournament lost control of these areas, alluring spaces behind their defensive lines were presented for quick, intelligent attackers to make runs into. The timing of the movements accompanied by perfectly weighted through-balls, created numerous goalscoring opportunities, many of which were expertly converted.

The quality of execution on show in the final third was notable. The ability of a number of individuals, who possessed the capacity to find pockets of space and deliver the final touch, made this tournament a showpiece in this regard. The winner of the Golden Ball, Korea Republic's Lee Kangin (10), was one of the most prominent examples in terms of delivering clinical passes. Attacking players were able to quickly punish sides that lost balance and organisation. It was clear to see that players possessed vision and mutual understanding, with teams attacking the space in coordination, creating openings in front of goal. This was also a confirmation of the work done by the coaching staff to neutralise and break down their opponents while at the same time maximising the chances to break the rivals' defensive lines and adapt to tactical changes during the games.



VERTICAL PROGRESSIVE PLAY

Both runners-up Korea Republic and eventual winners Ukraine entered the final with an average of 44% ball possession, in line with one of the main trends observed at the 2018 FIFA World Cup, where champions France had exactly the same percentage in the knockout stage. This can be seen as linked to an “efficiency-driven approach” whereby teams focus on playing in smaller spaces, staying compact and triggering fast transitions.

It was clear during this tournament that teams had a vertical mindset and looked to drive the ball forward quickly, bypassing opponents’ lines with crisp passes or driving runs. We observed quality examples of link-up play between and inside all three lines. Midfielders positioned themselves to receive the ball from defenders when building and then had the ability to deliver perfectly weighted through-balls allowing vertical progression. These stressed the overarching role of quick attacks instead of endless elaboration and possession. The movement of the ball from back to front was simply impressive, thus highlighting the teams’ strong tactical awareness as well as the premise that talent and technique remain the key element.

It was rare to observe central midfielders dropping down to split the two centre-backs to generate attacking actions. Instead, we saw centre-backs, such as the USA’s Chris Richards (5), with the ability to deliver key line-breaking passes or to drive the ball forwards into spaces, allowing the midfielders to take more attacking positions higher up the pitch. On



occasion, the use of the long ball was also apparent, where a “target man” was used to retain and deliver the ball as a more direct route to the final third.

“Besides having the right players to implement vertical progressive play, we could see a great deal of synchronisation between the lines and an excellent tactical awareness by the players. This is quite remarkable considering the limited time of preparation.”

Fernando Couto
(TSG Member)



SWITCH OF PLAY OPENING THE ATTACK

As part of the efficiency-driven approach displayed by the majority of teams, the use of the high press was not the predominant feature during the competition, meaning that when in possession, a team typically found the opposition in shape and attempting to close the spaces. Playing long balls and finding openings in the lateral areas on occasions provided an answer. The lack of pressure on the ball allowed time to play lofted diagonals to wide midfielders

“In Poland, we saw plenty of defensive players who showcased their strong passing skills by distributing precise balls to the wings, from where numerous goals were generated. The distribution of offensive balls was not only within the remit of the midfielders.”

Ivo Šušak
(TSG Member)

or progressing full-backs, creating opportunities by unbalancing the defence and opening up the final third. The ability to distribute these clinical balls to the wings was not solely limited to the holding midfielders, with many defenders actively exhibiting their capacity to read the game and also accurately spread the play.

The quality of the wide players made this implemented tactic so successful with exquisite first touches into space and then driving runs with players often displaying the ability to attack a defender 1v1. The high position of the attacking full-backs also assisted in creating superiority on the sides before the defending team could re-balance. The switch of play to open access to the final third proved highly successful, with many goals being created from these advanced lateral positions, as highlighted in the goal analysis. Interestingly, the lack of high pressure seen in Poland marked a difference compared to the FIFA U-20 World Cup 2017, where, as stated in the technical report (page 11), “a lot of the games saw teams playing at high intensity and pressurising with and without the ball.”



RAISE TO PROMINENCE

The interest that this tournament holds for clubs from all around the world was obvious when seated in the stands, with numerous player scouts in attendance at each game, and the players did not disappoint.

The list of players who caught the eye in Poland included but was not limited to:



Lee Kangin (KOR, 10)




Chris Richards (USA, 5)




Andriy Lunin (UKR, 1)




Alessandro Plizzari (ITA, 1)




Serhii Buletsa (UKR, 10)



Sékou Koïta (MLI, 20)



Yukhym Konoplia (UKR, 17)



Valerii Bondar (UKR, 2)



Gonzalo Plata (ECU, 20)



Amadou Sagna (SEN, 7)

GOALKEEPING ANALYSIS

There were some fine examples of high-level goalkeeping on show in Poland, epitomised by adidas Golden Glove winner Andriy Lunin (1) of Ukraine, whose presence and timing were simply outstanding. As previously discussed, numerous balls were played in behind the defensive line; however, not all ended in goals. There were some fantastic examples of goalkeepers intercepting through-balls both inside and outside the penalty area. Positioning was key, with many goalkeepers finding great starting points and displaying excellent game-reading ability. An outstanding attribute was their capacity to attack directly the path of the ball allowing them to arrive first before fast approaching attackers. The goalkeeper's awareness allowed them to intercept and sweep up many of these through balls before any dangerous situations could occur.

Two prominent law changes by IFAB were introduced during the FIFA U-20 World Cup that directly impacted goalkeepers. Firstly, from goal kicks, outfield players are now able to receive the ball inside the penalty area, whilst the defensive team must still remain outside of the box. A few teams looked to take advantage of this amendment, with Italy having clearly thought through the new possibilities this creates, which led to them attempting to start to build play from inside their own area. The second law change requires goalkeepers to have at least part of one foot on or in line with the goal line when a penalty kick is taken. With VAR in use, this placed a close spotlight on goalkeepers'



“The amended Laws of the Game will have a substantial impact on goalkeeping coaching, as we are talking about potentially match-changing situations that a modern goalkeeper needs to dominate.”

Pascal Zuberbühler
(FIFA Goalkeeping Specialist)

movements during penalty kicks, and retakes were occasionally required due to encroachment. With this new law in place and being strictly enforced, goalkeepers may now need to give more thought to how they approach penalty kicks.



INTERVIEWS WITH THE COACHES OF THE SEMI-FINALISTS



INTERVIEWS WITH THE COACHES OF THE SEMI-FINALISTS

Paolo Nicolato, Italy

Could you tell us a bit about your coaching and educational background?

Having only played at amateur level, I started coaching at a very early age, in 1987. I coached in the Italian amateur leagues for about a decade before moving to a professional club, ChievoVerona. I spent many years as the coach of their so-called Primavera team (the U-19s), leading them to the national title, the Scudetto, in 2014. I also served as their first-team assistant coach in the top flight, Serie A, for one year. My next club were Lumezzane in the Italian third division, Serie C. After that, I joined the Italian Football Association (FIGC), where I started out as the U-18 coach. In summary, I've coached professionally for 15 years now, at Chievo, Lumezzane and now as a youth coach for the FIGC.

How long have you been working for your association and when did you become head coach of the U-20 team?

I signed my contract three years ago. I coached the U-18s in the first year and the U-19s the year after. We reached the final of the [UEFA U-19] EURO [in 2018], but unfortunately we lost it. Now I'm coaching the U-20s with a very similar group to the one that

I started out with three years ago, with a core of players born in 1999.

How did you prepare for this tournament?

The main job was to find the right players, due to the [UEFA] U-21 EURO almost overlapping with the U-20 World Cup. With Italy hosting the U-21 EURO, a lot of importance was attached to it and so we lost almost 50% of our squad to the U-21s and had to replace them. Therefore, we devoted a lot of time and energy to getting to know the new players and helping them to gel with the group and bed into our system.

Does your association have a philosophy when it comes to football development? If so, how would you describe it?

Yes, in my opinion, there is a philosophy in place. There is substantial investment in the national youth teams and we have a great coordinator in Maurizio

There is substantial investment in the national youth teams.





Viscidi. He sets out the guidelines and the ethos regarding how we develop and work with young players. There is a lot of collaboration; regular meetings are held between the different coaches. The level of commitment is much higher compared to the past in terms of things like games played and support for away trips. We have also strengthened the structures at clubs a lot.

Did the association agree to your preparation programme?

Everything is agreed upon, of course. We exchange opinions; we talk about everything with the technical director, who oversees all the national teams. It's a very open environment: we hold lots of discussions. We jointly decided on the path to follow.

How did the technical director support the preparation of your team?

The technical director supervises everything and we obviously involve him in every decision. He is extremely well versed both technically and tactically. However, he's not dogmatic and doesn't bind us to a single approach; he gives us leeway to choose the most suitable system and game plan according to the characteristics of the players.

How many members of support staff travelled with the team, what were their roles and how did you select them?

The coaching staff is composed of myself and three others: the goalkeeping coach, the fitness coach and my assistant. Then there is the match analyst and the GPS data analyst. The medical part is very important, so we have two doctors and two physiotherapists. On the administrative side, there are two secretaries.

Needless to say, I chose my staff with the FIGC's blessing. They're the same people that I had with me last year [at the U-19 EURO]: part of the reason was to provide a certain amount of continuity, particularly given that we had to replace 50% of the players. Things went very smoothly last year, we worked really well together, and so we decided to stick with the same set-up and to continue our journey together.

How do you and your staff support the players' development?

We obviously have to monitor and build on all the work done by the clubs. Many of these players don't play regularly for their clubs, and so see the national team as a great opportunity to show off their skills. We also try to give them the best possible platform to display their qualities from a tactical point of view.

We obviously have to monitor and build on all the work done by the clubs.

We look at the players first and foremost and go on to make technical and tactical choices on that basis. We do not adapt the players to the playing system, but rather, based on the attributes of the players at our disposal, we come up with a suitable way of playing. I try to play to their strengths and we work a lot on honing them.

How many games did your team play during the preparation phase on the road to the FIFA U-20 World Cup Poland 2019 (the confederation tournament, international tournaments and/or friendlies)?

We qualified for the U-20 World Cup in Poland through our runners-up finish at the [U-19] EURO last year. We were able to get together every month this year, although this only coincided with official FIFA international windows on a few occasions, which meant that we rarely had a full-strength squad at our disposal. We also took part in the Eight Nations Tournament, which was an opportunity to see these players in action, as only boys born in 1998 and 1999 were eligible to play. Of course, we only called up boys born in 1999, to tie in with our preparations for the U-20 World Cup. Apart from that, we didn't have the chance to contest any other matches. Therefore, after qualifying, my players played seven games.

Incidentally, we only had four days to prepare ahead of the World Cup and we didn't even have the full squad available, because many were involved in the Serie B and Serie C promotion and relegation play-offs. We had to strike a deal in order to get 13-14 players released.

How did you monitor and assess the players' fitness levels?

Well, that's the kind of work we delegate to our fitness coach, Vincenzo Pincolini. He is in contact with his counterparts and the medical staff at the various clubs; whenever they perform tests, they share the data with us. That's what we do during the year. It's also part of my job to stay on top of that. We have

to follow this procedure because we don't have that much time to perform that sort of analyses within the national-team set-up. In that sense, it's worth noting that we had to trust the work done by the boys at their clubs because we had no other choice. We didn't have a lot of players available in the lead-up to the tournament, so we had to trust that the lads were ready and well prepared physically.

What were your biggest challenges in preparing for the tournament?

As I said before, I guess a big challenge was finding a strategy to identify the right players. We tried out 35 players across the Eight Nations Tournament and experimented with different systems across the seven games in that competition to see how they would adapt. We eventually chose a system at the very end based on the players' skills. We had to change some players' positions in order to fill gaps, owing to injuries and players being called up for the U 21s; for example, we were very light in midfield. That was the biggest challenge: to put together a cohesive team and play to their strengths, despite having to use certain players in different roles compared to where they operate at club level.

We eventually chose a system at the very end based on the players' skills.





What were your main criteria for the selection of your players?

In general, I prioritise technical attributes. Based on how I see the game, I would like all my players to have great technical ability and explosive power. Those are the two criteria that I place the most stock in. However, it's obviously not always possible and you can also have players who perhaps aren't standouts in these areas, but boast great tactical acumen instead.

Based on how I see the game, I would like all my players to have great technical ability and explosive power.

Do you analyse your opponents before each match and present the analysis to your players?

Of course. Ahead of matches, we do a collective analysis of the team we're going to face in terms of their approach both in and out of possession. We also analyse the opposition players individually, breaking down their respective strengths and looking at the

individual battles our players are going to encounter. In addition, together with the match analysts, we likewise do a post-match debrief with the players after every game, running through what they did well and not so well. The match analysts have an important job and help us a lot; the FIGC does very good work in this area.

How would you describe the post-match recovery routine of your team?

It's always different. It took on extra significance this year, given that I didn't have that much depth in the squad. I had far more options last year compared to this time round and so was able to rotate my team more than. The recovery process is different for every player; some boys can take a day or two more to recover compared to others. For that reason, we personalise it, with a different regime for every player.

We tried to prioritise recovery in training sessions during the competition, since it's absolutely crucial, especially because we only used a small number of players, who therefore had a lot of football in their legs. Of course, the doctors and physiotherapists play a key role and do a great job, and it's also one of the fitness coach's main focus areas.

INTERVIEWS WITH THE COACHES OF THE SEMI-FINALISTS

Jorge Célico, Ecuador

Could you tell us a bit about your coaching and educational background?

I stumbled into coaching. Having hung up my boots aged 29, I was strolling around the streets of my local neighbourhood one day when I bumped into a former director from Atlético Huracán, where I spent my entire youth career as a player. He asked me if I fancied lending a hand at the club's academy and I jumped at the chance. I started working with the youngest age group there, and that's when I enrolled to study at the Adolfo Pedernera [coaching] school in La Plata. I really threw myself into the profession and very quickly found myself given bigger jobs: first as a youth director, next as the head of the youth system and then in the senior game. I forged a career on the basis of the sheer energy I put into my work.

I got my big break at senior level as Huracán's interim coach. The club were in a rut and were bracing themselves to face River Plate away from home. That was a star-studded River side to boot, featuring the likes of [Leonardo] Astrada, [Eduardo] Coudet, [Nelson] Pipino Cuevas and Celso Ayala, and

I'll never forget the subsequent sequence of events, which proved life-changing for me. I asked the club president to give me a free hand to do what I wanted, which was to select six youngsters whom I'd had under my wing, and two of them eventually scored for us in a 2-1 win.

coached by Manuel Pellegrini. I'll never forget the subsequent sequence of events, which proved life-changing for me. I asked the club president to give me a free hand to do what I wanted, which was to select six youngsters whom I'd had under my wing, and two of them eventually scored for us in a 2-1 win. That historic victory catapulted me into the media spotlight, which I'd never experienced before. The club's higher-ups asked me to remain in charge, but I declined because I still had unfinished business in the youth ranks. Carlos Babington took the helm instead, but he struggled and I was offered the first team job again. I put together a youthful team and saw out my contract, whereupon I got a call from Ecuador.

I subsequently coached Ecuadorian club Universidad Católica for six months. After returning to Argentina,



Universidad Católica called me again and then El Nacional [another Ecuadorian outfit] approached me about heading up their entire youth set-up. I was lucky enough to have a wonderful crop of young players at El Nacional, including Antonio Valencia, the late [Christian] Chucho Benítez and Pedro Quiñónez, whom I assembled into a brilliant team. Those kids later rose into the first team and won two league titles under Ever Hugo Almeida. After the conclusion of my time at El Nacional, Universidad Católica came back in for me and I wound up spending eight more years there, building the first team around 20-year-olds. After getting promoted, we went on to end the club's 34-year exile from continental action, ultimately securing qualification for continental competitions four times on the spin. These days, Universidad Católica are one of the leading teams in the Ecuadorian league and have fared impressively in the [CONMEBOL] Copa Sudamericana.

How long have you been working for your association and when did you become head coach of the U-20 team?

Carlos Villacís [the President of the Ecuadorian Football Association (FEF) at the time] contacted me about heading up the Ecuadorian youth national team set-up in 2017, while I was at Universidad Católica. That's also when I took the reins of the U-20s.

Have you managed a national team before? If so, at what level?

I joined the Ecuadorian Football Association in June 2017; that was my first experience of coaching in international football. I've now been in the job for two years.

I laid out my plans and set about scouting across the country, including assessing players as far down as the third division.

How did you prepare for this tournament?

I laid out my plans and set about scouting across the country, including assessing players as far down as the third division. In the absence of a rule requiring youngsters to be given game time in Ecuador, many such players lacked exposure, so we launched a process for which I received great backing from the former board. Consequently, we made an initial selection of 200 players, which I then whittled down to 40, whom I took to play all over the continent, including in Peru, Venezuela and Argentina. We also played against top flight teams in Ecuador. That laid

the groundwork ahead of the [CONMEBOL] South American U-20 Championship [2019, which Ecuador won], where we used practically the same squad as in Poland. I was able to do two very important things during that period: firstly, watch a lot of football in order to select the right players, and secondly, instil my style of play through competitive games. The lads play the way we ask them to and have proven that they are great players. When we started this process, these players were toiling in obscurity, whereas now, some are plying their trade in Europe, while others are being chased by top clubs, and many are already playing top-flight football.

Does your association have a philosophy when it comes to football development? If so, how would you describe it?

The main aim is to strengthen the youth system, a move that began under the former board. I previously worked under Francisco Egas, the current FEF President, for eight years at Universidad Católica. He knows that processes yield results and his vision revolves around augmenting such processes and providing more tools for the youth set-up, as well as fostering players' intellectual development.

Did the association agree to your preparation programme?

We've always seen eye to eye. I've only worked at a few clubs, but each time over a long period, and they always offered me new contracts. I'm fortunate in that the FEF President understands my methods and gives me free rein to go about my work, irrespective of the results.

What is the youth structure like at the FEF and how does your preparation process work?





We have a different coach and specific technical staff for each age group, and then I perform a dual role: besides being in charge of the U-20s, I oversee the direction of all the work carried out. It's very unlikely that any two coaches will think exactly alike, so that's why I draw up general guidelines that focus on the footballing philosophy, rather than on the nuts and bolts of the system or particular training methods. That philosophy rests on certain principles that I see as non-negotiable: taking good care of the ball and making use of passing triangles, overlaps and runs into space to throw off markers.

I look to cultivate five or six things that, if executed right, together serve as a springboard for our footballing philosophy to shine through, even if, say, the U 15 coach elects to play 4 4 2, the U 17 manager lines up in a 4 3 3 and I employ a 4 2 3 1. The ethos behind the system has to be the same. There are certain things that I'm trying to tweak, like the use of long balls, and I strive to emphasise the importance of fair play. But beyond all these ideas, it is the U-20s' impressive performances that vindicate our work.

I'm nothing on my own. Everybody plays a highly important role and so does every area.

Moreover, we hold regular training camps and each of our teams has a permanent technical staff. As far as I'm concerned, preparation periods are more important than competitions, because competitions can set you back at times – for example, if you have a bad result, which can be disheartening. A sound planning process underpins these preparation periods for all of the national teams.

How many members of the support staff travelled with the team and what were their roles?

I have an assistant coach, a fitness coach and a video analyst; they make up the technical staff proper. On top of that, there's a whole range of other support staff: a PR officer, a chef, a coordinator, a doctor, two physiotherapists – because physical recovery is extremely important – and two kit men.

How do you and your staff support the players' development?

I'm nothing on my own. Everybody plays a highly important role and so does every area. We're like a well-oiled machine and I feel much more relaxed and better supported with the other staff members around me. I couldn't do anything without them.

How many games did your team play during the preparation phase on the road to the FIFA U-20 World Cup Poland 2019 (the confederation tournament, international tournaments and/or friendlies)?

We contested around 12 official games against other national teams, which was really important, because in the past, Ecuador would only play a third of that, i.e. four or five games. We played twice apiece against Colombia and Peru, took part in a quadrangular tournament in Venezuela and toured Argentina. We must've played 14 or 15 games in total. Furthermore, during each training camp, we also faced teams from the first and second divisions. We must've completed around 40 competitive matches in total across these camps.

How did you monitor and assess the players' fitness levels?

Gauging fitness is tricky, because there are always ups and downs. In our case, my fitness coach is in constant contact with his counterparts at the various clubs where the players ply their trade.

From a young age, I've subscribed to Dutch club Ajax's TIPS system, which stands for technique, intelligence, personality and speed.

What were your biggest challenges in preparing for the tournament?

The biggest challenge is usually getting the president onside. I had his full backing, but the hardest part is educating the leadership and getting the president to understand the importance of high performance, because that's what international football is all about: competing at the highest level. To reiterate, I've benefited from the full support of the leadership, but still, it's a real challenge to ensure that the most possible energy and investment are poured into the sporting area. That's what produces good results in the long term.

What were your main criteria for the selection of your players?

From a young age, I've subscribed to Dutch club Ajax's TIPS system, which stands for technique, intelligence, personality and speed. In my opinion, the technical side is vital. One thing that has changed is that Ecuadorian football used to be very much hung up on physique, because Ecuadorian players have a spectacular build, but it lends itself to other sports than football. For football, you need more varied technical prowess and a different type of intelligence compared to a 100m sprinter.

What I've done is place the emphasis on the technical aspect, and I've also held trial camps, in other words, short training camps with players who might never be selected, but whom I wanted to run the rule over. In sum, it's about the technical side, intelligence, personality and speed, and I don't just mean physical speed, but also quick thinking and reading of the game. I think that these days, we've got a technically accomplished side who can impose themselves through their play rather than just their physical strength.

Do you analyse your opponents before each match and present the analysis to your players?

Whenever I'm back in my room, I'm doing research for the team, watching and rewatching matches involving our upcoming opponents. I take notes and put together summaries of their attacking and defensive play, as well as their set pieces. That aside, we have different platforms at our disposal to monitor players that we're going to be facing on an individual basis. I pull all that together into summaries of no more than 25 minutes. I produce two 25-minute videos, which I use to round off my pre-match team talks. I place a lot of stock in this, because while my team's playing philosophy won't change, our tactical and positional set-up will vary depending on how the opposition play.

How would you describe the post-match recovery routine of your team?

It's all part of a wider regimen that also includes a balanced diet and both protein and vitamin supplements. Whenever the players report for international duty, we give them supplements – approved ones, of course – and at the end of matches, they get massages, undergo cryotherapy and use a jacuzzi; whatever's necessary. That's why we took two physiotherapists along. The players' diet is meticulously crafted to provide them with carbohydrates, protein and all the necessary nutrients to repair their bodies as quickly as possible. We're also looking to buy some equipment on this front; for example, we've requested that the FEF invest in compression boots, which accelerate the recovery process.

INTERVIEWS WITH THE COACHES OF THE SEMI-FINALISTS

Chung Jung-yong, Korea Republic

Could you tell us a bit about your coaching and educational background?

I used to be a professional player in Korea Republic until I was 29, but unfortunately, due to injuries, I had to retire. After that, I went to Brazil, Argentina, Portugal and China, where I focused on youth football, and after a few years, I came back to Korea Republic and started working for the Korea Football Association (KFA).

How long have you been working for your association and when did you become head coach of the U-20 team?

I started to work as a coach for the KFA in 2006 and I took over this team in 2017, when we participated in the Asian Championship qualifiers.

Have you managed a national team before? If so, at what level?

During my time at the KFA, I have managed several teams, including at national youth level, such as U-15, U-19 and U-20.

How did you prepare for this tournament?

So it's about increasing the players' ability to adapt to new circumstances and solve the problems by themselves.

After the draw, I started to analyse our opponents together with my coaching staff, particularly their regional qualifiers. We then focused on what we could do, including what our strategy would be, our possible formations and how we could respond to the tactics of our different opponents. The top priority was to try to focus on ourselves. We tried to build up enough stamina to compete at a world-class level. We also tried to build a strong bond within the team and strengthen our organisation.

Does your association have a philosophy when it comes to football development? If so, how would you describe it?

The top priority for me and the KFA is not to give directions to our players, but make sure that they fully understand our team's capabilities and strategy. If players are given particular assignments, I try not to interfere while they work them out and afterwards, I give them feedback about what went well and what



went wrong. So it's about increasing the players' ability to adapt to new circumstances and solve the problems by themselves.

Did the association agree to your preparation programme?

A large portion of our squad are professional players, so we didn't have enough time to prepare for this tournament because it's not compulsory for the clubs to release the players. So, after the Asian championship, we had four weeks of training camps and I had to utilise all "A" match windows. The KFA gave us their full support and they always give positive feedback when it comes to educating young players.

How did the technical director support the preparation of your team?

The technical director gives us general advice. There are also KFA's various playing styles, which we are trying to build up within our association. The detailed preparation is developed by our coaching staff.

How many members of the support staff travelled with the team and what were their roles?

Just as every player has his own role and position, each member of our staff has his own area of expertise.

There are three categories of staff: coaching, medical and administrative. In the coaching team, we have two assistant coaches, one goalkeeping coach and one fitness coach. In the medical team, we have three physiotherapists. The administrative staff comprise a manager, a team doctor, a chef, a media officer, a video analyst and a photographer.

How do you and your staff support the players' development?

Just as every player has his own role and position, each member of our staff has his own area of expertise, and I'm very thankful to all of them, as they make a lot of sacrifices for their jobs. That was, for instance, one of the reasons why none of our players went back home injured. From A to Z, everyone did his job very well.

How many games did your team play during the preparation phase on the road to the FIFA U-20 World Cup Poland 2019 (the confederation tournament, international tournaments and/or friendlies)?



We played four AFC U-19 Championship qualifier matches, six AFC U-19 Championship matches and four friendlies.

It's a difficult process compared to the World Cup because we play against different teams with different qualities. Korea Republic are one of the strongest teams in the region, so we try to focus on our opponents and the relevant circumstances. We had to adapt to different stadiums and weather conditions because where we play in South East Asia, it is quite humid and hot. After the qualifiers, we had about a year to prepare, which was plenty of time.

How did you monitor and assess the players' fitness levels?

We do regular check-ups with our fitness and medical teams and during the preparation phase, we focused on the players' physical strength. We tried to create a

routine for the matches and information was shared and discussed between us. The medical team works hard to ensure that players recover well. That was key to our team's success. We had a fitness plan in place from the start of preparations right through to the end of the tournament.

What were your biggest challenges in preparing for the tournament?

We had a long preparation phase as we were together from late April, so the most difficult challenge was to keep the team spirit because if the players are together for a long time, they are likely to suffer from mental fatigue. It was very important to build a bond within our team – not just among our players, but staff members as well.

The most difficult challenge was to keep the team spirit because if the players are together for a long time.

What were your main criteria for the selection of your players?

The main criterion is technique – not showing off what you can do, but technique that is applied to the very basic things.

Do you analyse your opponents before each match and present the analysis to your players?

Our coaching team gets together to analyse all the information that we have about our opponents in

order to tailor the video footage to our needs. After that, we try to focus in detail on the opponents' tactics and how we could break down their defence as well as respond to all the tactical changes during the game. We have a lot of meetings and I may talk to individual players as well if need be.

How would you describe the post-match recovery routine of your team?

This is an area in which one of our fitness coaches specialises. Supported by our entire coaching team, he analyses the situation concerning the physical condition of every player and focuses on basic things, like resting, eating and sleeping well. Once you have done the basic work, it is easy to make some tweaks. The day after the match, we try to rest and do light conditioning training on the pitch.



INTERVIEWS WITH THE COACHES OF THE SEMI-FINALISTS

Oleksandr Petrakov, Ukraine

Could you tell us a bit about your coaching and educational background?

I have been coaching for almost 30 years. I started out managing amateur teams and then worked with professional clubs in the Ukrainian lower leagues, before moving into youth football in 2001.

How long have you been working for your association and when did you become head coach of the U-20 team?

I joined the Ukrainian Association of Football (UAF) in 2010, taking charge of the U-16s and coaching that group of players for five years, through to U-20 level. After that, I began working with the 1999 generation, whom I have now also managed for five years.

How did you prepare for this tournament?

I didn't have any problems and the UAF management helped us with everything we needed. There are always details that can be improved on, but our preparations were optimal, because we started 12 days prior to the beginning of the competition and had a full squad available.

Does your association have a philosophy when it comes to football development? If so, how would you describe it?

As soon as Andriy Shevchenko became the head coach of our senior national team, his staff specialists delivered a dedicated seminar for all youth national team coaches, showing us video clips and outlining



various analyses and trends. It helped us to understand his vision and requirements, but it is not always easy to find players who fit the bill.

Did the association agree to your preparation programme?

The UAF management trust and respect me fully. They do not interfere in my work and they help me with everything. I presented my proposed schedule and plans and they approved everything I requested, including my idea of playing friendly matches against non-European teams prior to the World Cup. We played against Uruguay and South Korea in March and then faced South Africa in Kiev on 18 May. I had used the same approach ahead of the FIFA U-20 World Cup New Zealand 2015.

How did you monitor and assess the players, including their fitness levels?

I have also been working with them for the last five years, meaning I know them all inside out.

I keep very close tabs on them; the fact that they are all based domestically helps in that respect. I have also been working with them for the last five years, meaning I know them all inside out. On top of that, I have a very good relationship with their respective clubs' coaches, so it's no problem for me to constantly monitor them.

Prior to the World Cup, we used Polar and Catapult, two GPS tracking systems. I checked all the data from our matches and was able to see that everything was fine with my players' fitness.

How many members of support staff travelled with the team, what were their roles and how did you select them?

There are four of us on a permanent basis – myself, plus my main assistant coach, Andriy Annenkov; the goalkeeping coach, Vyacheslav Kernozenko; and the fitness coach, Vyacheslav Ruzhentsev. I spent six months last year asking for a dedicated fitness coach. The UAF Executive Committee understood our needs and all national teams have had a dedicated fitness coach since the beginning of this year, ours included.

As the head coach, I oversee the training process, including the fitness regime, but I do so in very close cooperation with the rest of my technical staff. All of them are my friends and they are specialists and



outstanding professionals. I always ask them their opinion, but I make all the decisions myself.

How do you and your staff support the players' development?

One example is the fact that I play using an unusual 3-4-2-1 formation, which nobody else in Ukraine uses.

Every nation has its own mentality. I know how my players think and how to deal with them. You could say that the "carrot-and-stick" approach remains alive and kicking in our case.

We've noticed that you always stand during matches...

If I sit down on the bench, my team will immediately start losing (laughing).

How many games did your team play during the preparation phase on the road to the FIFA U-20 World Cup Poland 2019 (the confederation tournament, international tournaments and/or friendlies)?



After the [UEFA U-19] EURO in 2018, which served as the qualifying tournament, we didn't participate in any further competitions. We only played friendlies against Azerbaijan and Poland in November, against South Korea, Uruguay and a local club in Spain in March, and finally against South Africa – six matches in total.

Did you have any setbacks in preparing for the tournament?

There was only one major setback: Shevchenko gave us permission to call up [Vitaliy] Mykolenko – who is already part of the senior set-up – but he was injured and I didn't want to risk including him in my squad for the World Cup, which was a big loss. However, he was soon able to rejoin the senior squad and even played in their win against Serbia [in a UEFA EURO 2020 qualifier in June], while we won the title, so everything worked out nicely.

What were your main criteria for the selection of your players?

All aspects are taken into consideration, but we're not spoilt for choice and it's not always easy to find 12-14 players of the requisite standard, let alone more. We are not like Italy, England or France in that respect.

If I hadn't taken that risk, we wouldn't have gone so far.

To give you an example, at the [U-19] EURO in Finland [in 2018], we played four matches and won the group, but we weren't able to perform to the best of our ability in the semi-finals due to fatigue. Teams like Italy or France were able to rotate four or five players in every match, but that wasn't an option for us. I took a gamble in Poland, making seven changes for our third match against Nigeria, compared to the line-up from the previous game. The higher-ups were concerned by my decision, but at the end of the day, it paid off. If I hadn't taken that risk, we wouldn't have gone so far.

If a player does not have the human values that I believe in, I will not select him.

We have noticed that some of your players, such as Danylo Sikan, are physically powerful and strong in the air. Is that one of the things that you look for?

Sikan is a U-19 player and did not make a single appearance for my team prior to the U-20 World Cup. However, I monitored him for six months in the lead-up and decided to name him in the squad, which was vindicated. Not only is he a good player, but he is a good person too. Footballing ability is not my only consideration; the human aspect is crucial for me too. If a player does not have the human values that I believe in, I will not select him.

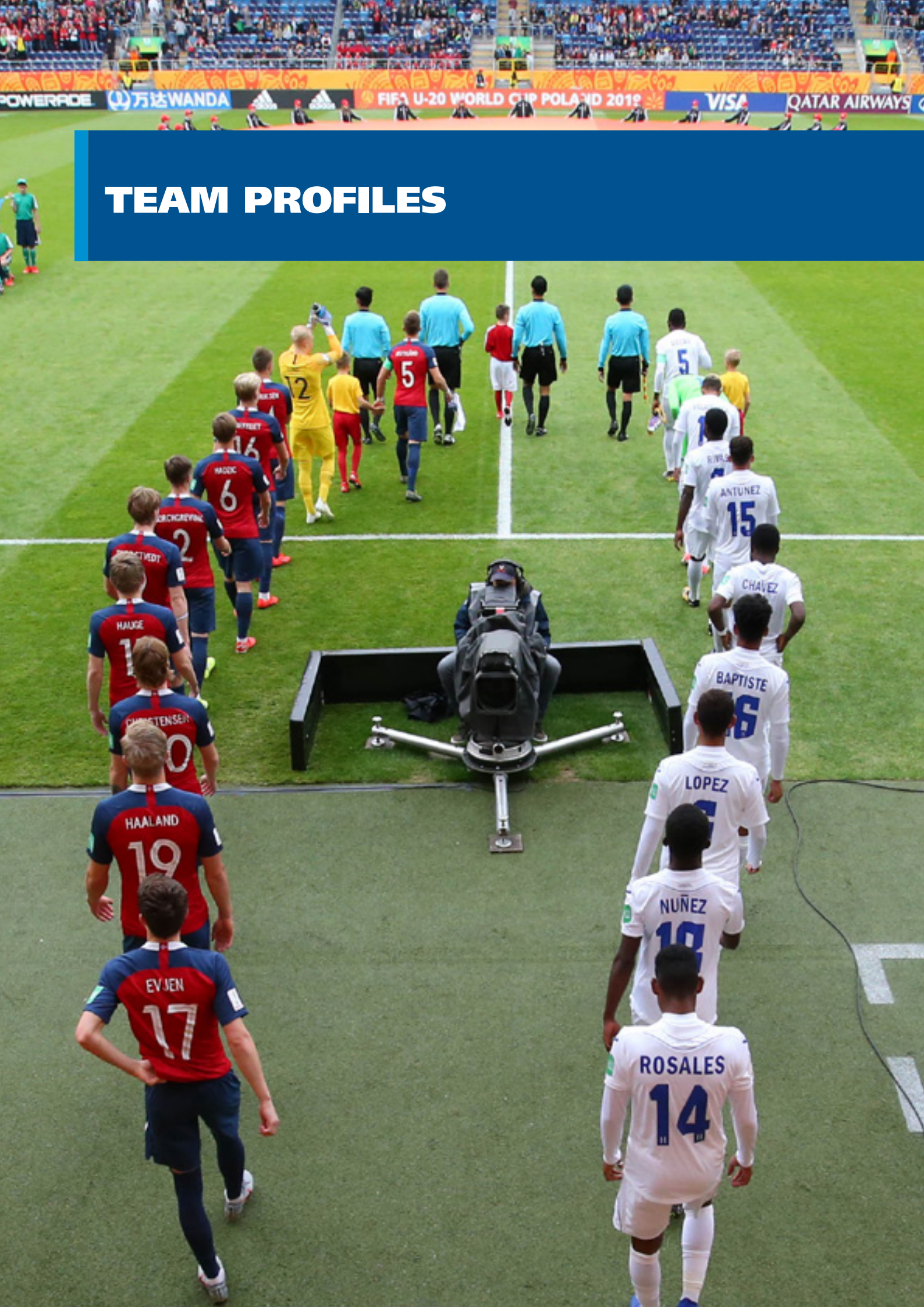
Do you analyse your opponents before each match and present the analysis to your players?

Yes, of course. I have footage of all the matches involving our upcoming opponents, and the video analyst and my assistant study them in detail and provide me with comprehensive information.

How would you describe the post-match recovery routine of your team?

I always decide on the process depending on the circumstances, using an individual approach. I gauge how my players are on a daily basis and at the time and decide on the spur of the moment. For example, after one of our matches in Poland, I saw that my players were tired after a long bus journey to and from the venue, so I decided to cancel the scheduled training session and allowed them to go to a water park to relax instead.





TEAM PROFILES

Select a team:



ARGENTINA / CONMEBOL



COLOMBIA / CONMEBOL



ECUADOR / CONMEBOL



FRANCE / UEFA



HONDURAS / Concacaf



ITALY / UEFA



JAPAN / AFC



KOREA REPUBLIC / AFC



MALI / CAF



MEXICO / Concacaf



NEW ZEALAND / OFC



NIGERIA / CAF



NORWAY / UEFA



PANAMA / Concacaf



POLAND / UEFA



PORTUGAL / UEFA



QATAR / AFC



SAUDI ARABIA / AFC



SENEGAL / CAF



SOUTH AFRICA / CAF



TAHITI / OFC



UKRAINE / UEFA



URUGUAY / CONMEBOL



USA / Concacaf



FIFA U-20 World Cup Poland 2019

23 May - 15 June 2019

GROUP STAGE

25.05.2019

ARG 5-2 RSA

28.05.2019

POR 0-2 ARG

31.05.2019

KOR 2-1 ARG

ROUND OF 16

04.06.2019

ARG 2-2 MLI

Mali win on penalties (4-5)

QUARTER-FINALS

SEMI-FINALS

FINALS

Head coach

BATISTA Fernando (ARG)

Technical staff

AYUDE Damian (Assistant coach)

SOLARI Esteban (Assistant coach)

ALBIL Damian (Goalkeeping coach)



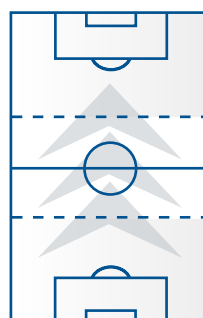
FIFA U-20 World Cup 2019 squad

	NO.	NAME	CLUB (COUNTRY)	MIN	G	A
GOALKEEPERS	1	ROFFO Manuel	CA Boca Juniors (ARG)	390	0	
	12	POURTAU Jeronimo	Estudiantes La Plata (ARG)	0	0	
	21	BLAZQUEZ Joaquin	Valencia CF (ESP)	0	0	
DEFENDERS	2	PEREZ Patricio	C Atletico Madrid (ESP)	300	1	1
	3	ORTEGA Francisco	CA Velez Sarsfield (ARG)	390	0	
	4	MURA Facundo	Estudiantes La Plata (ARG)	300	0	
	6	CENTURION Maximiliano	AA Argentinos Juniors (ARG)	90	0	
MIDFIELDERS	13	WEIGANDT Marcelo	CA Boca Juniors (ARG)	91	0	
	14	MEDINA Facundo	CA Talleres (ARG)	390	0	1
	5	SOSA Santiago	C CA River Plate (ARG)	206	0	
	8	ALMENDRA Agustin	CA Boca Juniors (ARG)	9	0	
FORWARDS	10	MARONI Gonzalo	CA Talleres (ARG)	79	0	
	11	MORENO Anibal	CA Newells Old Boys (ARG)	238	0	
	15	VERA Fausto	AA Argentinos Juniors (ARG)	300	1	
	16	URZI Agustin	CA Banfield (ARG)	224	0	
	18	FERREIRA Cristian	CA River Plate (ARG)	148	1	1
	20	BARCO Esequiel	Atlanta United FC (USA)	374	2	1
	7	ALVAREZ Julian	CA River Plate (ARG)	274	1	2
	9	GAICH Adolfo	CA San Lorenzo (ARG)	267	3	1
	17	CHANCALAY Tomas	CA Colon (ARG)	68	0	
	19	DE LA VEGA Pedro	CA Lanús (ARG)	152	0	

NO. = Squad number; = Clean sheets; MIN = Minutes played; G = Goals; A = Assists.

Average possession

59% Total



27% Final third

45% Middle third

28% Defensive third

Shots per match



Shots per goal

Shots on target per match

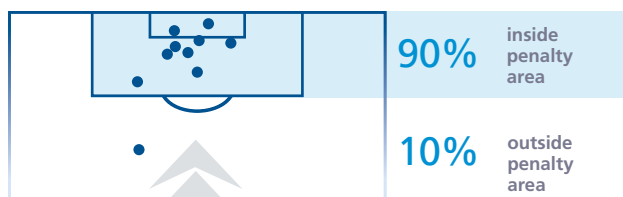


Shots on target per goal

10

Goals scored

Goal location



5 open-play goals

4 set-piece goals

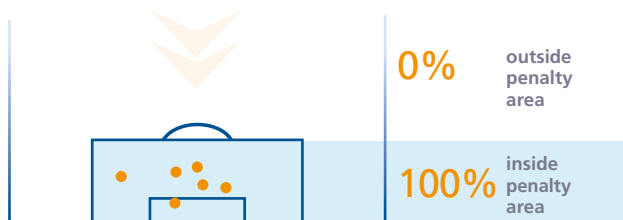
1 own-goals

- from corners 2
- from free kicks 1
- from penalties 1
- from throw-ins 0

6

Goals conceded

Goal location



2 open-play goals

4 set-piece goals

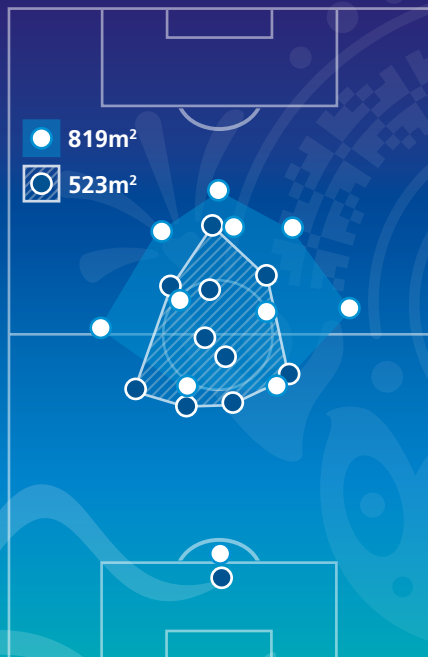
0 own-goals

- from corners 1
- from free kicks 2
- from penalties 1
- from throw-ins 0



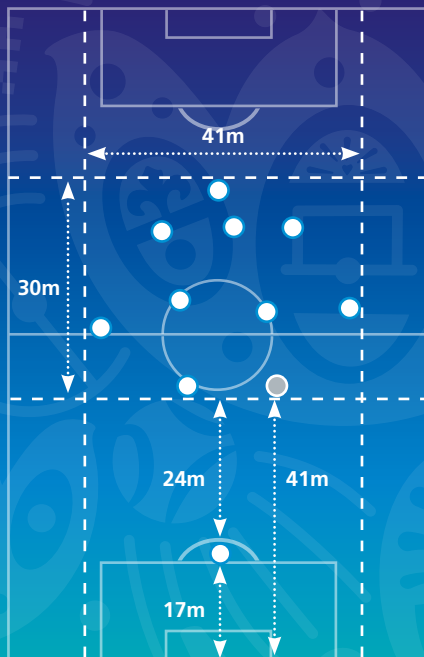
Team compactness

- In possession
- Out of possession

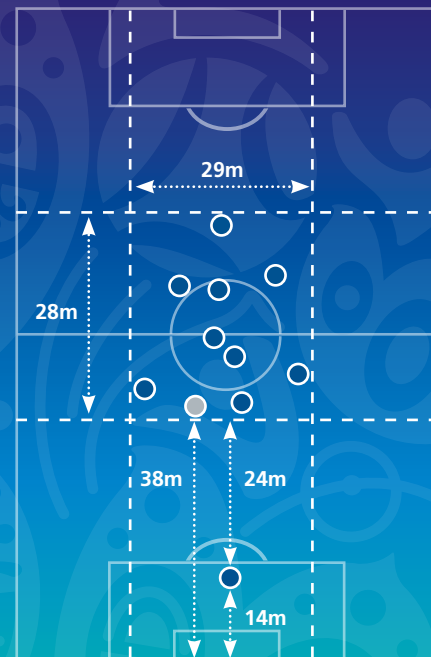


Team shape

- In possession
- Deepest defender

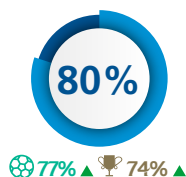


- Out of possession
- Deepest defender



The representation of player positions has been taken from one match. Team compactness and team shape data represents the team's tournament average.

Team passing accuracy

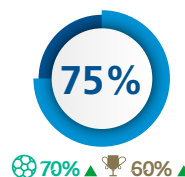


Team passes

514

Final third	82%	119
Middle third	85%	280
Defensive third	76%	115

Goalkeeper passing success



Goalkeeper passes

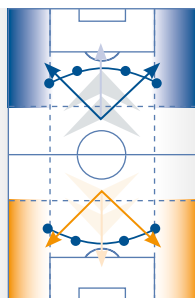
27

29 ▼ 22 ▲

Goalkeeper passing length

Short (<17m)	6
Medium (17-34m)	9
Long (>34m)	12

Defensive line breaks



Inside line breaks	1
Outside line breaks	9

Defensive line breaks against

Inside line breaks	3
Outside line breaks	6

Attacking entries



Penalty-area entries	42
Final-third entries	66

Attacking entries against

Final-third entries	52
Penalty-area entries	25

Opponents bypassed

293 ▼ 252 ▲ 267

Opposition defenders bypassed

58 ▼ 51 ▼ 43

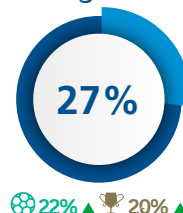
Own players bypassed

293 ▼ 280 ▼ 228

Own defenders bypassed

58 ▼ 56 ▼ 39

% of final-third entries leading to shots



>25 km/h

2,236m ▲ 2,144m ▲ 2,321m

20-25 km/h

6,464m ▼ 6,126m ▲ 6,372m

15-20 km/h

16,199m ▼ 15,546m ▼ 15,386m

7-15 km/h

51,198m ▼ 50,803m ▼ 49,183m

0-7 km/h

42,074m ▲ 41,423m ▲ 42,209m

Total distance (km) 115.5

Distance >20 km/h 8,693

Distance >25 km/h 2,321

Activities >25 km/h 115

FIFA U-20 World Cup
Poland 2019

23 May - 15 June 2019

GROUP STAGE

23.05.2019

POL 0-2 COL

26.05.2019

SEN 2-0 COL

29.05.2019

COL 6-0 TAH

ROUND OF 16

02.06.2019

COL 1-1 NZL

Columbia win on penalties (5-4)

QUARTER-FINALS

07.06.2019

COL 0-1 UKR

SEMI-FINALS

FINALS

Head coach

REYES Arturo (COL)

Technical staff

FLOREZ Nelson (Assistant coach)

MENDEZ Grigori (Assistant coach)

CARABALI Eulin (Goalkeeping coach)

MONCADA John (Fitness coach)



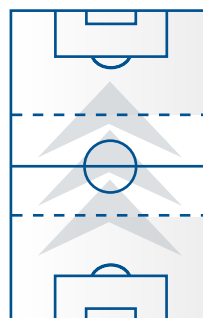
FIFA U-20 World Cup 2019 squad

	NO.	NAME	CLUB (COUNTRY)	MINS	G	A
GOALKEEPERS	1	FONTALVO Reinaldo	Barranquilla FC (COL)	0	0	
	12	LEMUS Juan	Llaneros FC (COL)	0	0	
	13	MIER Kevin	Atlético Nacional (COL)	480	0	
DEFENDERS	5	BALANTA Andres	AC Deportivo Cali (COL)	480	0	
	9	SANDOVAL Luis	Barranquilla FC (COL)	100	1	
	14	PALMA Juan	CD Once Caldas (COL)	167	0	
	18	AMAYA Andres	CD Atletico Huila (COL)	44	0	
	21	COLORADO Jean	Deportivo Cortulua (COL)	45	0	
MIDFIELDERS	6	PEREA Andres	Atlético Nacional (COL)	386	0	
	8	ALVARADO Jaime	Watford FC (ENG)	341	0	2
	16	VERA Brayan	Leones FC (COL)	435	0	
	17	CAICEDO Deiber	AC Deportivo Cali (COL)	42	1	
	20	CARBONERO Johan	CD Once Caldas (COL)	169	0	
FORWARDS	2	CUESTA Carlos	Atlético Nacional (COL)	480	0	
	3	REYES Andres	Atlético Nacional (COL)	356	1	
	7	ANGULO Ivan	SE Palmeiras (BRA)	443	1	2
	10	HERNANDEZ Juan	Granada CF (ESP)	406	3	
	11	SINISTERRA Luis	Feyenoord Rotterdam (NED)	442	2	
	15	CARVAJAL Gustavo	America de Cali (COL)	57	0	
	19	TERAN Carlos	Envigado FC (COL)	1	0	

NO. = Squad number; = Clean sheets; MINS = Minutes played; G = Goals; A = Assists.

Average possession

58% Total



21% Final third

50% Middle third

29% Defensive third

Shots per match



Shots per goal

Shots on target per match

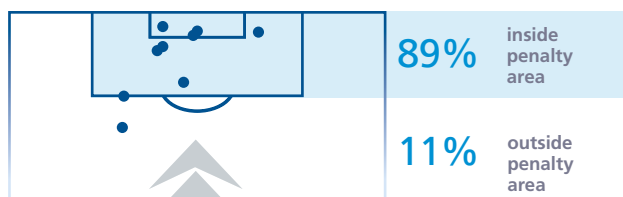


Shots on target per goal

9

Goals scored

Goal location



89% inside penalty area

11% outside penalty area

6 open-play goals

3 set-piece goals

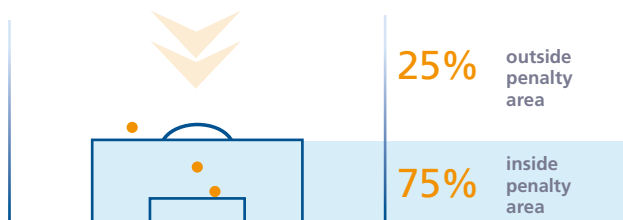
0 own-goals

	from corners	1
	from free kicks	2
	from penalties	0
	from throw-ins	0

4

Goals conceded

Goal location



25% outside penalty area

75% inside penalty area

2 open-play goals

2 set-piece goals

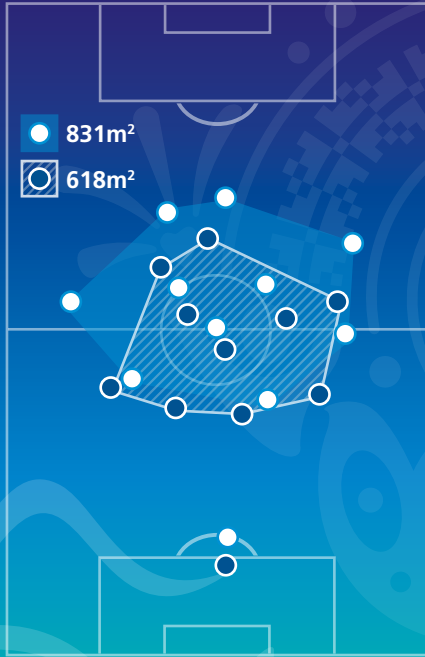
0 own-goals

	from corners	0
	from free kicks	0
	from penalties	2
	from throw-ins	0



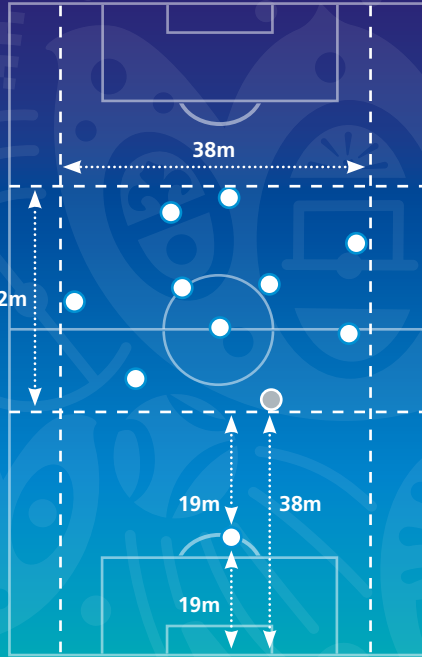
Team compactness

- In possession
- Out of possession

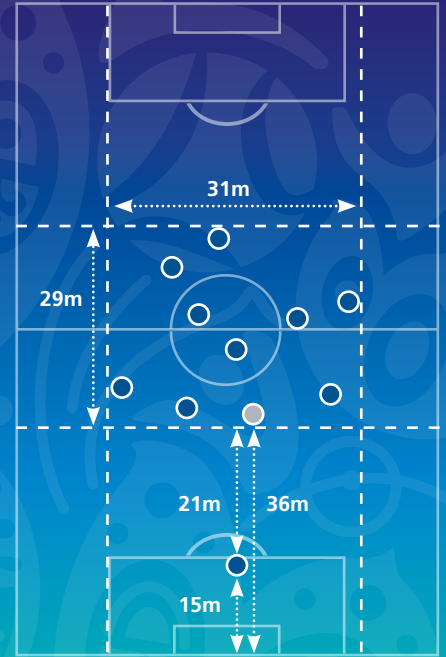


Team shape

- In possession
- Deepest defender

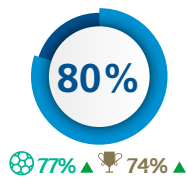


- Out of possession
- Deepest defender



The representation of player positions has been taken from one match. Team compactness and team shape data represents the team's tournament average.

Team passing accuracy

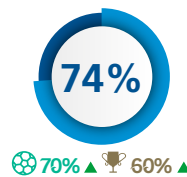


Team passes

531

Final third	76%	91
Middle third	83%	300
Defensive third	79%	140

Goalkeeper passing success

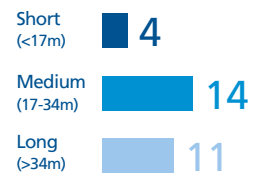


Goalkeeper passes

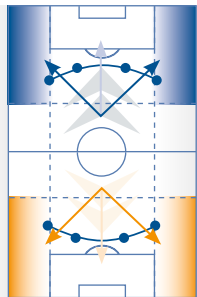


29 22

Goalkeeper passing length



Defensive line breaks

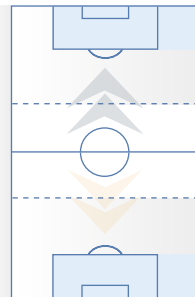


Inside line breaks	4
Outside line breaks	9

Defensive line breaks against

Inside line breaks	2
Outside line breaks	3

Attacking entries



Penalty-area entries	32
Final-third entries	69

Attacking entries against

Final-third entries	47
Penalty-area entries	22

Opponents bypassed

293 252

Opposition defenders bypassed

58 51

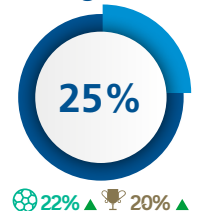
Own players bypassed

293 280

Own defenders bypassed

58 56

% of final-third entries leading to shots



>25 km/h

2,226m

20-25 km/h

5,846m

15-20 km/h

13,852m

7-15 km/h

45,174m

0-7 km/h

43,115m

42,074m 41,423m

Total distance (km) 110.2

Distance >20 km/h 8,072

Distance >25 km/h 2,226

Activities >25 km/h 115



FIFA U-20 World Cup Poland 2019

23 May - 15 June 2019

- GROUP STAGE
 - 23.05.2019 JPN 1-1 ECU
 - 26.05.2019 ECU 0-1 ITA
 - 29.05.2019 ECU 1-0 MEX
- ROUND OF 16
 - 03.06.2019 URU 1-3 ECU
- QUARTER-FINALS
 - 08.06.2019 USA 1-2 ECU
- SEMI-FINALS
 - 11.06.2019 ECU 0-1 KOR
- MATCH FOR THIRD PLACE
 - 14.06.2019 ITA 0-1 ECU



Head coach
CELICO Jorge (ARG)

Technical staff
LARA Patricio (Assistant coach)
PICO Gene (Goalkeeping coach)
CUVI Diego (Fitness coach)

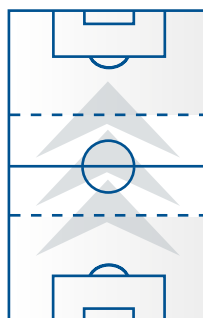
FIFA U-20 World Cup 2019 squad

	NO.	NAME	CLUB (COUNTRY)	MIN	G	A
GOALKEEPERS	1	RAMIREZ Moises	Real Sociedad (ESP)	660	0	
	12	BELLOLIO Pierre	CD Universidad Catolica (ECU)	0	0	
	21	LARA Johan	Aucas (ECU)	0	0	
DEFENDERS	2	POROZO Jackson	Santos FC (BRA)	521	0	
	3	PALACIOS Diego	Willem II Tilburg (NED)	627	0	
	4	ESPINOZA Jhon	Aucas (ECU)	556	1	
	6	VALLECILLA Gustavo	Aucas (ECU)	570	0	2
	14	MINA Richard	Aucas (ECU)	240	1	
MIDFIELDERS	15	CASTILLO Luis	CD Puerto Quito (ECU)	35	0	
	18	LOOR Luis	Independiente Junior (ECU)	8	0	
	5	ALCIVAR Jordy	LDU Quito (ECU)	386	0	
	7	ESTUPINAN Luis	Mushuc Runa SC (ECU)	1	0	
	8	CIFUENTES Jose	CD AMERICA (ECU)	659	1	
FORWARDS	10	REZABALA Jordan	Independiente Junior (ECU)	585	0	
	11	ALVARADO Alexander	Aucas (ECU)	657	1	
	13	ARCE Jefferson	LDU Quito (ECU)	7	0	
	16	QUINTERO Sergio	Imbabura SC (ECU)	311	1	
	9	CAMPANA Leonardo	Barcelona SC (ECU)	659	0	
	17	PLAZA Stiven	Real Valladolid CF (ESP)	41	0	
	19	SEGURA Daniel	CD AMERICA (ECU)	28	0	
	20	PLATA Gonzalo	Sporting CP (POR)	660	2	

NO. = Squad number; = Clean sheets; MIN = Minutes played; G = Goals; A = Assists.

Average possession

57% Total



24% Final third

46% Middle third

29% Defensive third

Shots per match



Shots per goal

Shots on target per match

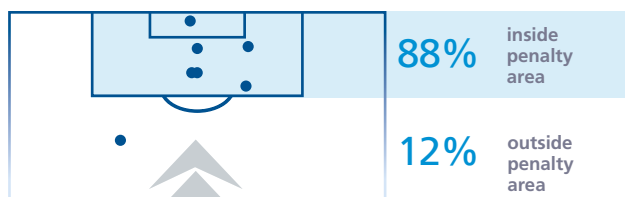


Shots on target per goal

8

Goals scored

Goal location



4 open-play goals

3 set-piece goals

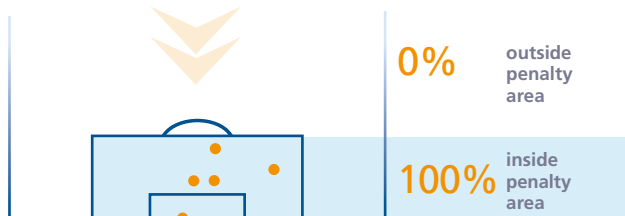
1 own-goals

- from corners 0
- from free kicks 1
- from penalties 2
- from throw-ins 0

5

Goals conceded

Goal location



2 open-play goals

3 set-piece goals

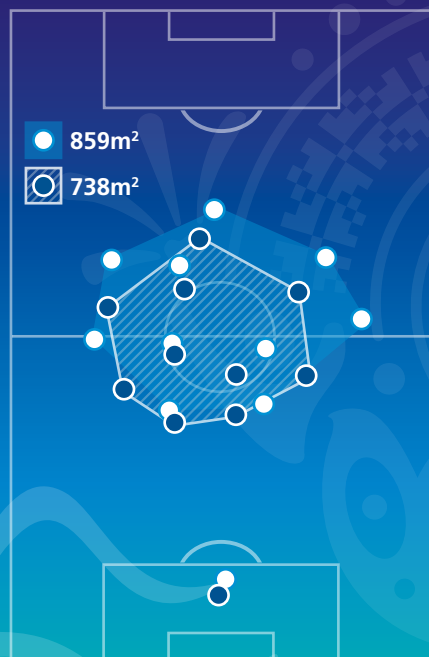
0 own-goals

- from corners 1
- from free kicks 2
- from penalties 0
- from throw-ins 0



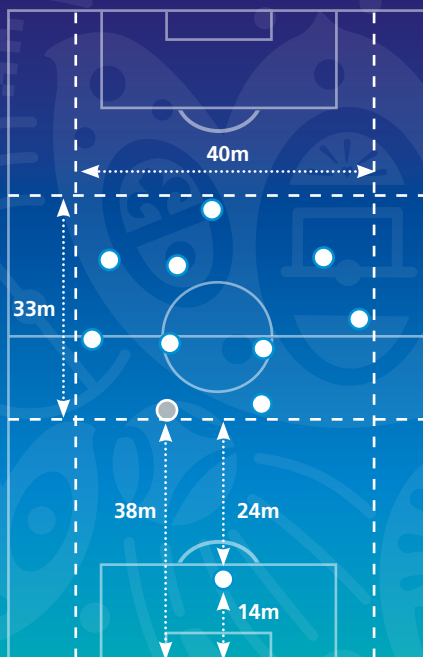
Team compactness

- In possession
- Out of possession

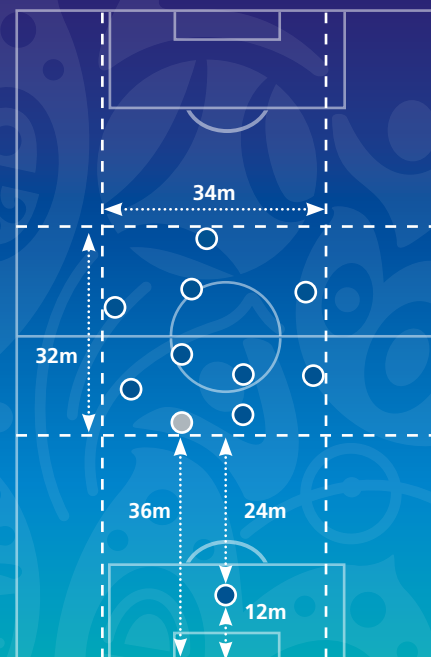


Team shape

- In possession
- Deepest defender



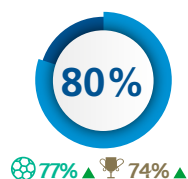
- Out of possession
- Deepest defender



The representation of player positions has been taken from one match. Team compactness and team shape data represents the team's tournament average.

Team passing accuracy

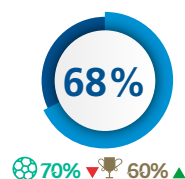
Team passes 532



Final third	74%	113
Middle third	83%	295
Defensive third	80%	124

Goalkeeper passing success

Goalkeeper passes



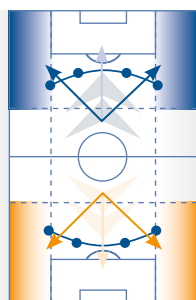
28

29 ▼ 22 ▲

Goalkeeper passing length

Short (<17m)	5
Medium (17-34m)	9
Long (>34m)	14

Defensive line breaks



Inside line breaks	3
Outside line breaks	6

Defensive line breaks against

Inside line breaks	3
Outside line breaks	6

Attacking entries



Penalty-area entries	31
Final-third entries	59

Attacking entries against

Final-third entries	48
Penalty-area entries	28

Opponents bypassed

293 ▲ 252 ▲

Opposition defenders bypassed

58 ▲ 51 ▲

Own players bypassed

293 ▲ 280 ▲

Own defenders bypassed

58 ▼ 56 ▲

333

92

296

57

% of final-third entries leading to shots



>25 km/h

2,236m ▲ 2,144m ▲

20-25 km/h

6,464m ▼ 6,126m ▼

15-20 km/h

16,199m ▼ 15,546m ▼

7-15 km/h

51,198m ▼ 50,803m ▼

0-7 km/h

42,074m ▲ 41,423m ▲

2,334m

5,749m

13,312m

44,127m

42,647m

Total distance (km) 108.2

Distance >20 km/h 8,083

Distance >25 km/h 2,334

Activities >25 km/h 117

FIFA U-20 World Cup
Poland 2019

23 May - 15 June 2019

GROUP STAGE

25.05.2019

FRA 2-0 KSA

28.05.2019

KSA 3-4 MLI

31.05.2019

KSA 1-2 PAN

ROUND OF 16

QUARTER-FINALS

SEMI-FINALS

FINALS



T. ALAMMAR



H. ALGHAMDI



M. ALSHANQITI



K. ALGHANNAM



I. MAHNASHI



F. ALGHASHAYAN



H. ALZAHRANI



K. ALDAWSARI



H. ALTAMBAKTI



S. ABDULHAMID



A. ALSHAMMARI

Head coach

ATAWI Khalid (KSA)

Technical staff

ALMALKI Ahmad (Assistant coach)
ALGHANIM Majed (Goalkeeping coach)
ALMOHIDEB Abdullah (Fitness coach)

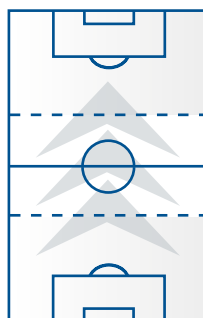
FIFA U-20 World Cup 2019 squad

	NO.	NAME	CLUB (COUNTRY)	MINS	G	A
GOALKEEPERS	1	NAWAF ALGHAMDI	Al Hilal SFC (KSA)	90	0	
	20	ABDULRAHMAN ALSHAMMARI	Al Nassr FC (KSA)	180	0	
	21	MOHAMMED ALDAWSARI	Al Shabab FC (KSA)	0	0	
DEFENDERS	2	SAUD ABDULHAMID	Al Ittihad FC (KSA)	270	0	1
	3	KHALIFAH ALDAWSARI	Al Qadisiya FC (KSA)	270	0	
	4	NAIF ALMAS	Al Nassr FC (KSA)	0	0	
	5	HASSAN ALTAMBAKTI	Al Shabab FC (KSA)	270	1	
	12	MOHAMMED ALI ALSHANQITI	Al Nassr FC (KSA)	0	0	
MIDFIELDERS	13	MUHAMMAD ALSHANQITI	Al Ittihad FC (KSA)	54	0	
	16	HAZIM ALZAHRANI	Al Ittihad FC (KSA)	270	0	
	6	FERAS ALGHAMDI	Al Ahli SC (KSA)	0	0	
	8	HAMED ALGHAMDI	Al Ittifaq FC (KSA)	247	0	1
	10	TURKI ALAMMAR	Al Shabab FC (KSA)	167	0	
FORWARDS	11	KHALID ALGHANNAM	Al Qadisiya FC (KSA)	231	1	1
	14	MANSOR ALBESHE	Al Hilal SFC (KSA)	30	0	
	15	FARAJ ALGHASHAYAN	Al Nassr FC (KSA)	102	0	
	17	IBRAHIM MAHNASHI	Al Ittifaq FC (KSA)	270	0	
	18	SALEM ALSALEEM	Al Hilal SFC (KSA)	25	0	
	19	ABDULMOHSEN ALQAHTANI	Al Qadisiya FC (KSA)	217	0	
	7	YAHYA NAJI	Al Nassr FC (KSA)	5	0	
	9	FERAS ALBRIKAN	Al Nassr FC (KSA)	194	2	

NO. = Squad number; = Clean sheets; MINS = Minutes played; G = Goals; A = Assists.

Average possession

51% Total



Shots per match



Shots per goal

Shots on target per match

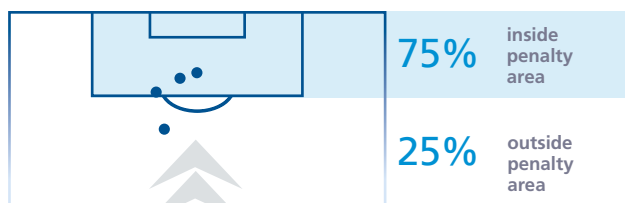


Shots on target per goal

4

Goals scored

Goal location



3 open-play goals

1 set-piece goals

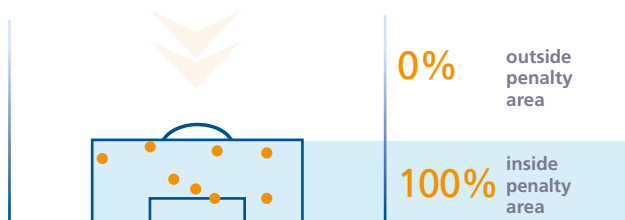
0 own-goals

	from corners	0
	from free kicks	0
	from penalties	1
	from throw-ins	0

8

Goals conceded

Goal location



8 open-play goals

0 set-piece goals

0 own-goals

	from corners	0
	from free kicks	0
	from penalties	0
	from throw-ins	0



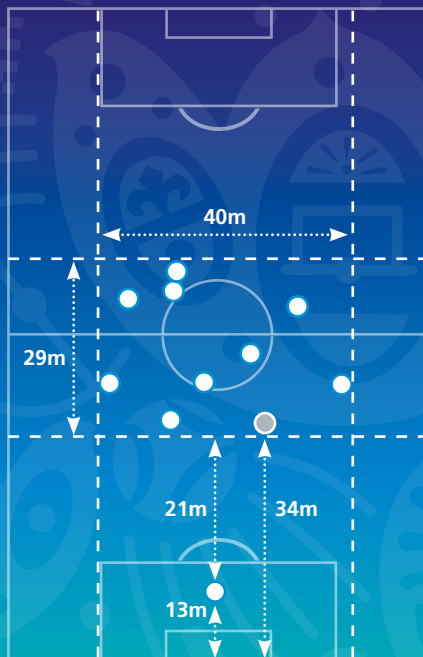
Team compactness

- In possession
- Out of possession

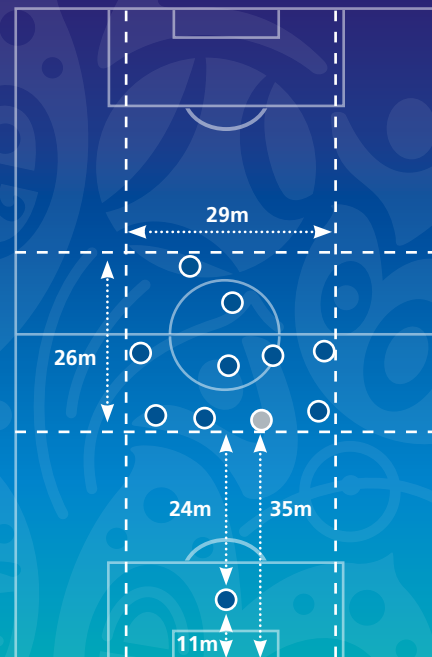


Team shape

- In possession
- Deepest defender

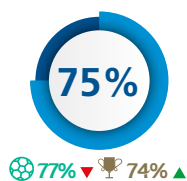


- Out of possession
- Deepest defender



The representation of player positions has been taken from one match. Team compactness and team shape data represents the team's tournament average.

Team passing accuracy

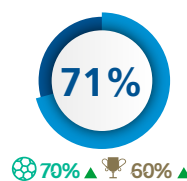


Team passes

503

Final third	71%	76
Middle third	80%	252
Defensive third	74%	175

Goalkeeper passing success




Goalkeeper passes

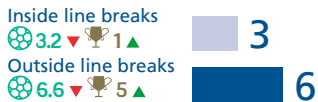
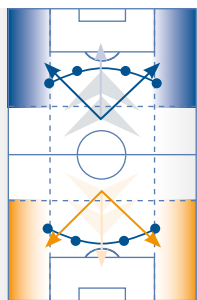
25

29 ▼ ▲ 22 ▲

Goalkeeper passing length



Defensive line breaks



Defensive line breaks against



Attacking entries



Attacking entries against



Opponents bypassed

293 ▲ ▼ 252 ▲

Opposition defenders bypassed

58 ▲ ▼ 51 ▲

Own players bypassed

293 ▲ ▼ 280 ▲

Own defenders bypassed

58 ▲ ▼ 56 ▲

347

65

338

82

% of final-third entries leading to shots



>25 km/h

2,236m ▼ ▲ 2,144m ▲

20-25 km/h

6,464m ▼ ▲ 6,126m ▲

15-20 km/h

16,199m ▼ ▲ 15,546m ▼

7-15 km/h

51,198m ▼ ▲ 50,803m ▼

0-7 km/h

42,074m ▼ ▲ 41,423m ▼

2,216m

6,174m

14,542m

45,764m

40,718m

Total distance (km) 109.4

Distance >20 km/h 8,390

Distance >25 km/h 2,216

Activities >25 km/h 123

FIFA U-20 World Cup
Poland 2019

23 May - 15 June 2019

GROUP STAGE

25.05.2019

FRA 2-0 KSA

28.05.2019

PAN 0-2 FRA

31.05.2019

MLI 2-3 FRA

ROUND OF 16

04.06.2019

FRA 2-3 USA

QUARTER-FINALS

-

SEMI-FINALS

-

FINALS

Head coach
DIOMEDE Bernard (FRA)Technical staff
CAINER Emmanuel (Assistant coach)
MAJCHRAK Laurent (Goalkeeping coach)

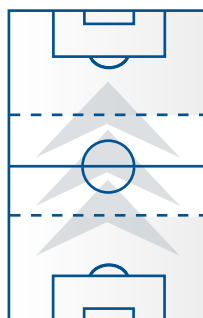
FIFA U-20 World Cup 2019 squad

	NO.	NAME	CLUB (COUNTRY)	MINS	G	A
GOALKEEPERS	1	LAFONT Alban	ACF Fiorentina (ITA)	180	0	
	16	MESLIER Illan	FC Lorient (FRA)	180	0	
	21	DESPREZ Didier	Jeanne d'Arc Drancy FC (FRA)	0	0	
DEFENDERS	3	NDICKA Evan	Eintracht Frankfurt (GER)	270	0	
	4	KAMARA Boubacar	Olympique Marseille (FRA)	270	0	
	5	ZAGADOU Dan	C	Borussia Dortmund (GER)	270	1
	12	SISSOKO Sambou	Stade de Reims (FRA)	90	0	
	13	COZZA Nicolas	Montpellier HSC (FRA)	180	0	
MIDFIELDERS	15	BASILA Thomas	C	FC Nantes (FRA)	360	0
	2	TODIBO Jean-Clair	FC Barcelona (ESP)	31	0	
	6	LOIODICE Enzo	Dijon FCO (FRA)	243	0	
	8	CUISANCE Michael	VfL Borussia Mönchengladbach (GER)	344	2	1
	14	DIALLO Ibrahima	Stade Brestois (FRA)	117	0	
FORWARDS	18	FOFANA Youssouf	RC Strasbourg (FRA)	308	1	
	20	SOUARE Boubakary	Lille OSC (FRA)	17	0	
	7	ADLI Yacine	FC Girondins Bordeaux (FRA)	61	0	1
	9	GOUIRI Amine	Olympique Lyon (FRA)	206	3	1
	10	DIABY Moussa	Paris Saint-Germain FC (FRA)	348	1	2
	11	ALIOUI Nabil	Cercle Brugge (BEL)	262	1	2
	17	PINTOR Lenny	Olympique Lyon (FRA)	63	0	
	19	SYLLA Moussa	AS Monaco (FRA)	160	0	

NO. = Squad number; = Clean sheets; MINS = Minutes played; G = Goals; A = Assists.

Average possession

66% Total



25% Final third

49% Middle third

26% Defensive third

Shots per match



Shots per goal

Shots on target per match

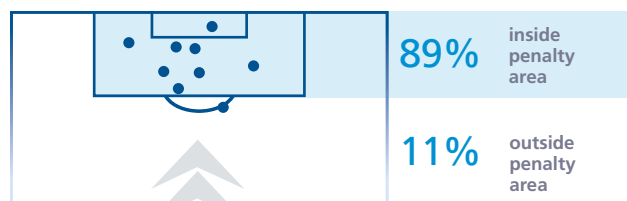


Shots on target per goal

9

Goals scored

Goal location



7 open-play goals

2 set-piece goals

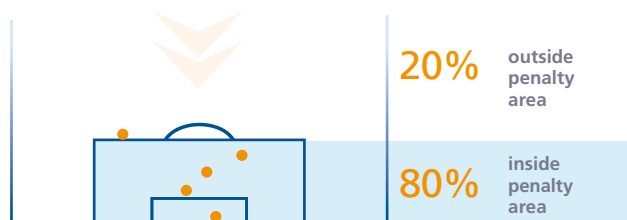
0 own-goals

	from corners	1
	from free kicks	0
	from penalties	1
	from throw-ins	0

5

Goals conceded

Goal location



5 open-play goals

0 set-piece goals

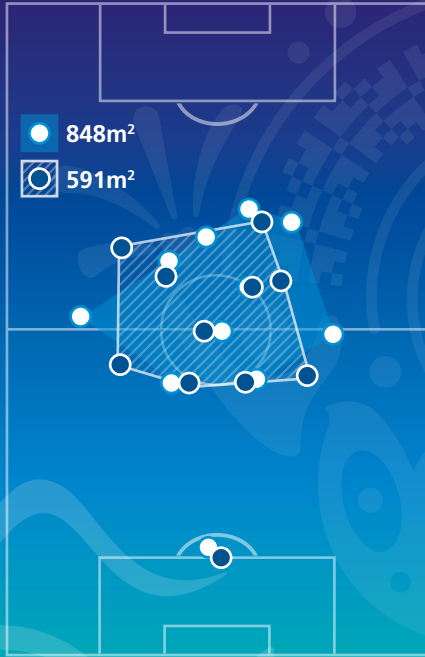
0 own-goals

	from corners	0
	from free kicks	0
	from penalties	0
	from throw-ins	0



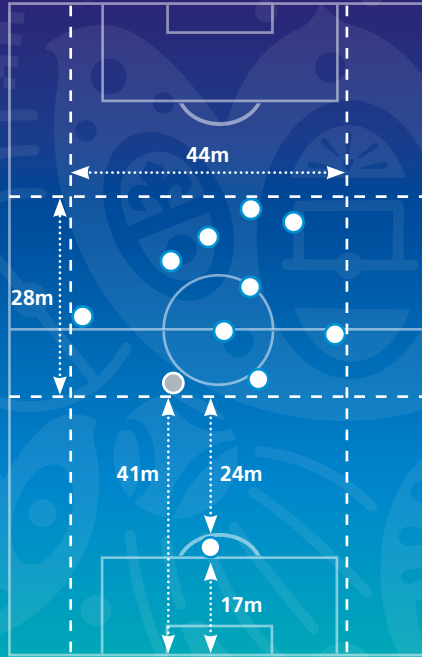
Team compactness

- In possession
- Out of possession

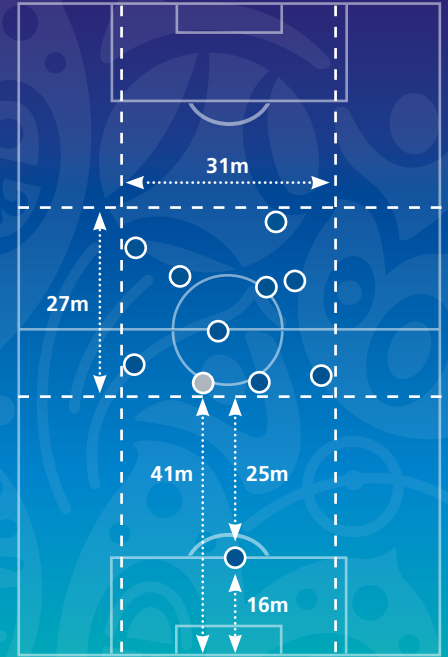


Team shape

- In possession
- Deepest defender

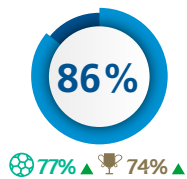


- Out of possession
- Deepest defender



The representation of player positions has been taken from one match. Team compactness and team shape data represents the team's tournament average.

Team passing accuracy

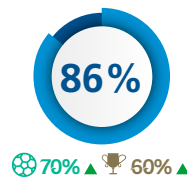


Team passes

693

Final third	85%	150
Middle third	89%	380
Defensive third	86%	163

Goalkeeper passing success

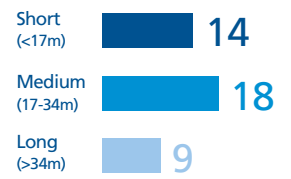


Goalkeeper passes

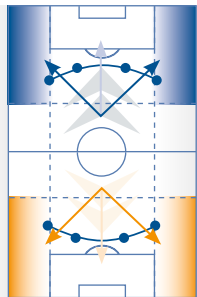
41

29▲ 22▲

Goalkeeper passing length



Defensive line breaks

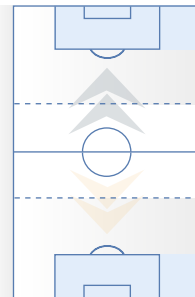


Inside line breaks	7
Outside line breaks	12

Defensive line breaks against

Inside line breaks	4
Outside line breaks	4

Attacking entries



Penalty-area entries	33
Final-third entries	82

Attacking entries against

Final-third entries	41
Penalty-area entries	18

Opponents bypassed

293▲ 252▲

Opposition defenders bypassed

58▲ 51▲

Own players bypassed

293▼ 280▼

Own defenders bypassed

58▼ 56▼

% of final-third entries leading to shots



>25 km/h

2,236m▼ 2,144m▼

20-25 km/h

6,464m▼ 6,126m▼

15-20 km/h

16,199m▼ 15,546m▼

7-15 km/h

51,198m▼ 50,803m▼

0-7 km/h

42,074m▼ 41,423m▼

1,708m

5,520m

13,846m

47,502m

40,746m

Total distance (km) 109.3

Distance >20 km/h 7,228

Distance >25 km/h 1,708

Activities >25 km/h 92



FIFA U-20 World Cup Poland 2019

23 May - 15 June 2019

GROUP STAGE

24.05.2019

HON 0-5 NZL

27.05.2019

HON 0-2 URU

30.05.2019

NOR 12-0 HON

ROUND OF 16

-

QUARTER-FINALS

-

SEMI-FINALS

-

FINALS

-



MEJIA



PALMA



VILLAFRANCA



CALIX



BAPTISTE



LOPEZ



GOMEZ



DECAS



ALVAREZ



DIEGO



GARCIA

Head coach

TABORA Carlos (HON)

Technical staff

ROMERO José (Assistant coach)
BARAHONA José (Goalkeeping coach)
GIRIBALDI Luis (Fitness coach)

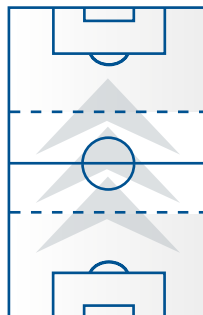
FIFA U-20 World Cup 2019 squad

	NO.	NAME	CLUB (COUNTRY)	MINS	G	A
GOALKEEPERS	1	GARCIA Jose	Real España (HON)	270	0	
	12	REYES Oscar	CD Vida (HON)	0	0	
	21	VILLANUEVA Johan	CD Marathon (HON)	0	0	
DEFENDERS	2	RIVAS Elison	Real España (HON)	180	0	
	3	DIEGO Darwin	CD Vida (HON)	135	0	
	4	GOMEZ Axel	CD Olimpia (HON)	214	0	
	5	DECAS Wesly	C Atlanta United FC (USA)	270	0	
MIDFIELDERS	15	ANTUNEZ Maynor	CD Social Sol (HON)	45	0	
	18	NUNEZ Jonathan	CD Motagua (HON)	163	0	
	19	ALVAREZ Mariano	Real España (HON)	180	0	
	6	LOPEZ Everson	CD Motagua (HON)	180	0	
FORWARDS	7	CALIX Cristian	CF Atlas (MEX)	90	0	
	8	CHAVEZ Gerson	Real España (HON)	180	0	
	16	JEAN BAPTISTE Jack	CD Motagua (HON)	241	0	
	9	ROMERO Cesar	CD Motagua (HON)	77	0	
	10	MEJIA Carlos	CD Vida (HON)	75	0	
	11	VILLAFRANCA Josue	CD Motagua (HON)	270	0	
	13	GUEVARA Selvin	Real España (HON)	66	0	
	14	ROSALES Joseph	CAI de La Chorrera (PAN)	158	0	
	17	PALMA Luis	CD Vida (HON)	66	0	
	20	PALACIOS Patrick	Real España (HON)	77	0	

NO. = Squad number; = Clean sheets; MINS = Minutes played; G = Goals; A = Assists.

Average possession

38% Total



Shots per match

8.0

Shots per goal

Shots on target per match

2.7

Shots on target per goal

0

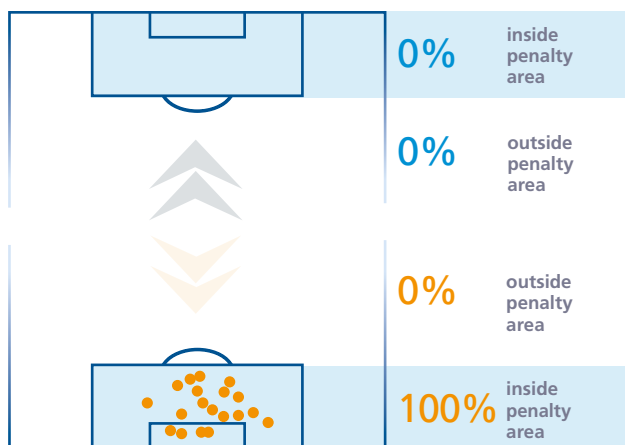
Goals scored

Goal location

19

Goals conceded

Goal location



0 open-play goals

0 set-piece goals

0 own-goals

from corners 0

from free kicks 0

from penalties 0

from throw-ins 0

15 open-play goals

3 set-piece goals

1 own-goals

from corners 1

from free kicks 1

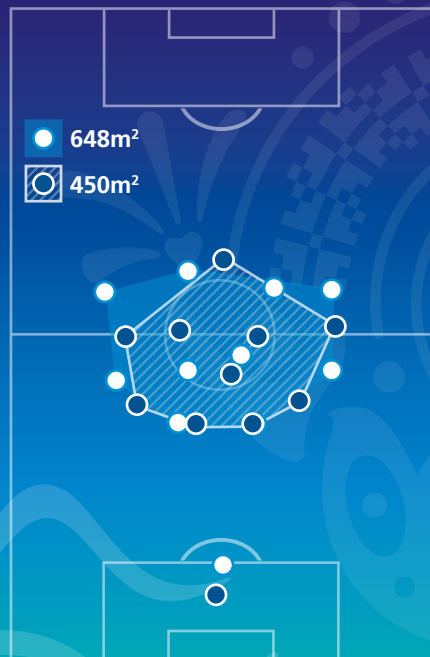
from penalties 1

from throw-ins 0



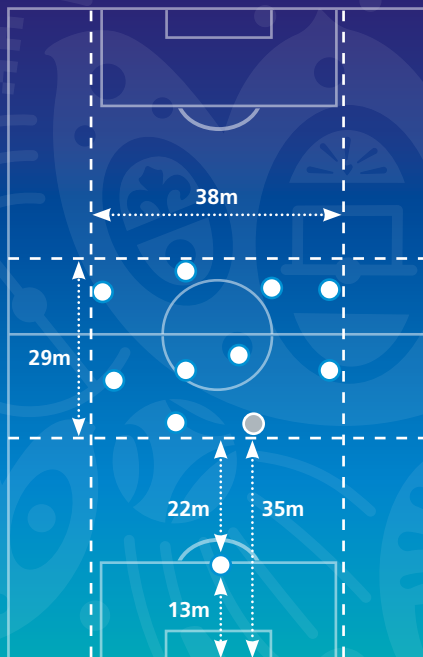
Team compactness

- In possession
- Out of possession

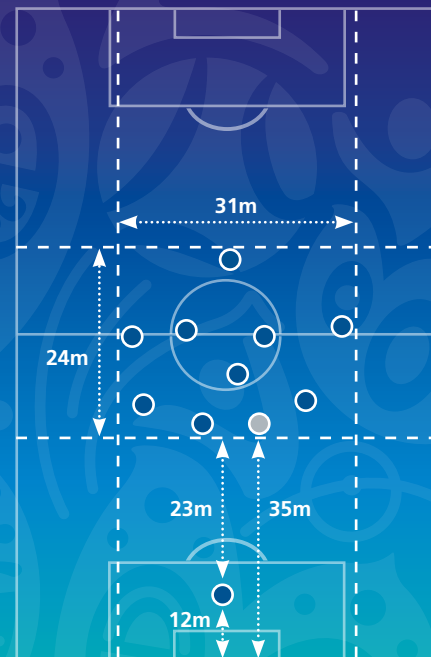


Team shape

- In possession
- Deepest defender

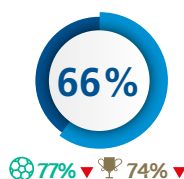


- Out of possession
- Deepest defender



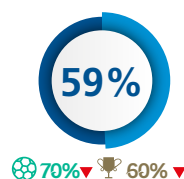
The representation of player positions has been taken from one match. Team compactness and team shape data represents the team's tournament average.

Team passing accuracy



Team passes	Final third	Middle third	Defensive third
312	63% 42	71% 155	62% 115

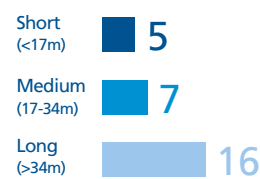
Goalkeeper passing success



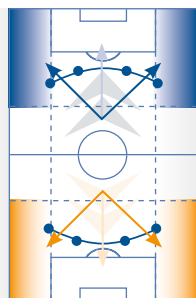
Goalkeeper passes



Goalkeeper passing length



Defensive line breaks



Inside line breaks	3.2 1
Outside line breaks	6.6 5

Defensive line breaks against

Inside line breaks	3.2 1
Outside line breaks	6.6 6

Attacking entries



Penalty-area entries	31 27
Final-third entries	57 54

Attacking entries against

Final-third entries	57 58
Penalty-area entries	31 31

Opponents bypassed



Opposition defenders bypassed



Own players bypassed



Own defenders bypassed



% of final-third entries leading to shots



22%
20%

>25 km/h



20-25 km/h



15-20 km/h



7-15 km/h



0-7 km/h



Total distance (km) 109.6

Distance >20 km/h 7,409

Distance >25 km/h 1,916

Activities >25 km/h 105

FIFA U-20 World Cup
Poland 2019

23 May - 15 June 2019

GROUP STAGE

23.05.2019

MEX 1-2 ITA

26.05.2019

ECU 0-1 ITA

29.05.2019

ITA 0-0 JPN

ROUND OF 16

02.06.2019

ITA 1-0 POL

QUARTER-FINALS

02.06.2019

ITA 4-2 MLI

SEMI-FINALS

02.06.2019

UKR 1-0 ITA

MATCH FOR THIRD PLACE

02.06.2019

ITA 0-1 ECU

Head coach

NICOLATO Paolo (ITA)

Technical staff

GASPARETTO Mirco (Assistant coach)



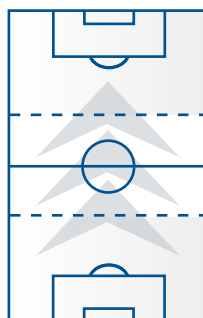
FIFA U-20 World Cup 2019 squad

	NO.	NAME	CLUB (COUNTRY)	MIN	G	A
GOALKEEPERS	1	PLIZZARI Alessandro	AC Milan (ITA)	450	0	
	12	CARNESECCHI Marco	Atalanta Bergamo (ITA)	210	0	
	21	LORIA Leonardo	Juventus FC (ITA)	0	0	
DEFENDERS	2	CANDELA Antonio	Genoa CFC (ITA)	210	0	
	3	TRIPALDELLI Alessandro	FC Crotone (ITA)	616	0	
	5	BUONGIORNO Alessandro	Carpi FC (ITA)	90	0	
	6	BETTELLA Davide	Pescara Calcio (ITA)	187	0	
	13	RANIERI Luca	Foggia Calcio (ITA)	570	1	
	14	BELLANOVA Raoul	AC Milan (ITA)	450	0	1
MIDFIELDERS	15	DEL PRATO Enrico	Atalanta Bergamo (ITA)	570	0	
	17	PELLEGRINI Luca	Cagliari Calcio (ITA)	488	0	1
	4	GABBIA Matteo	C AS Lucchese Libertas (ITA)	615	0	
	7	FRATTESI Davide	C Ascoli FC (ITA)	489	2	
	8	COLPANI Andrea	Atalanta Bergamo (ITA)	148	0	
	19	ALBERICO Roberto	TSG 1899 Hoffenheim (GER)	262	0	
FORWARDS	20	ESPOSITO Salvatore	Ravenna FC (ITA)	472	0	
	9	PINAMONTI Andrea	C Frosinone Calcio FC (ITA)	449	4	
	10	CAPONE Christian	Pescara Calcio (ITA)	268	0	
	11	SCAMACCA Gianluca	US Sassuolo (ITA)	409	0	2
	16	GORI Gabriele	AS Livorno (ITA)	151	0	
	18	OLIVIERI Marco	Juventus FC (ITA)	156	0	

NO. = Squad number; = Clean sheets; MIN = Minutes played; G = Goals; A = Assists.

Average possession

48% Total



18% Final third

45% Middle third

37% Defensive third

Shots per match



Shots per goal

Shots on target per match

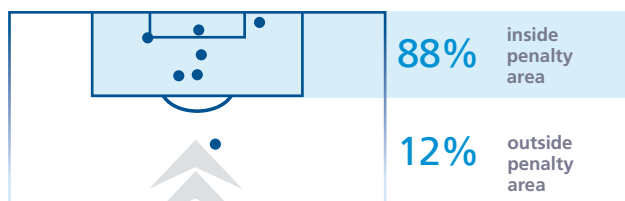


Shots on target per goal

8

Goals scored

Goal location



88%

inside penalty area

12%

outside penalty area

5 open-play goals

2 set-piece goals

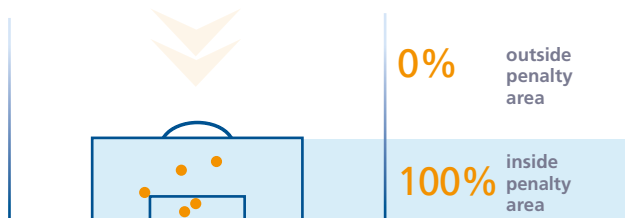
1 own-goals

	from corners	0
	from free kicks	0
	from penalties	2
	from throw-ins	0

5

Goals conceded

Goal location



0%

outside penalty area

100%

inside penalty area

3 open-play goals

2 set-piece goals

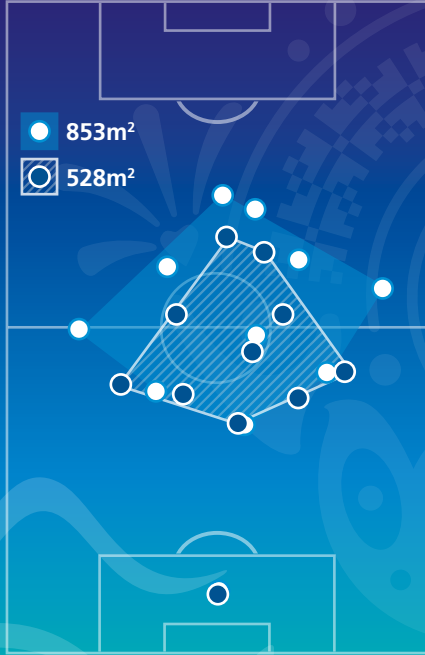
0 own-goals

	from corners	1
	from free kicks	1
	from penalties	0
	from throw-ins	0



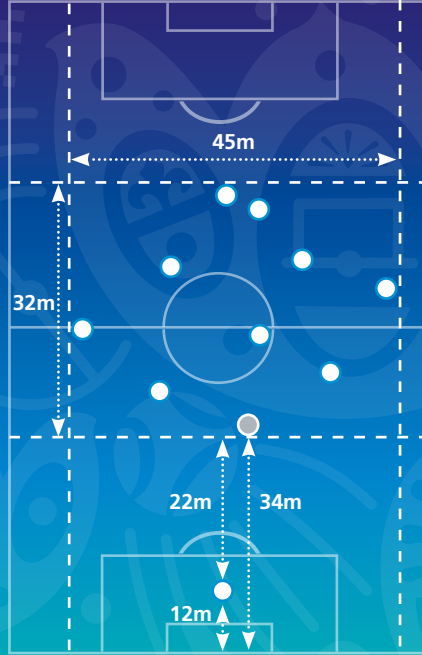
Team compactness

- In possession
- Out of possession

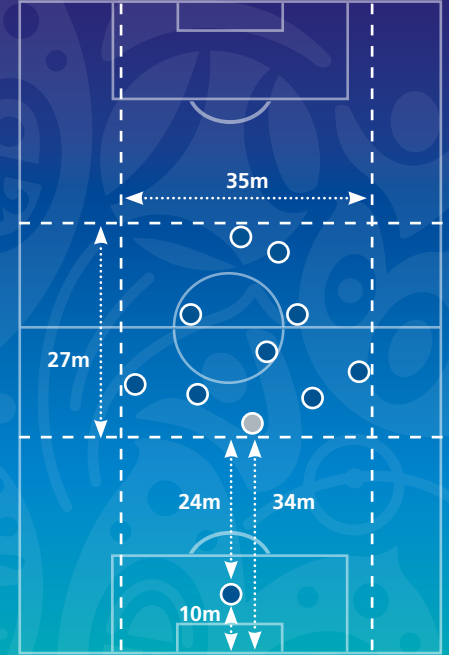


Team shape

- In possession
- Deepest defender

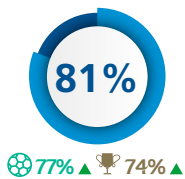


- Out of possession
- Deepest defender



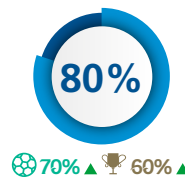
The representation of player positions has been taken from one match. Team compactness and team shape data represents the team's tournament average.

Team passing accuracy



Team passes	Final third	Middle third	Defensive third
447	72% 65	81% 216	83% 166

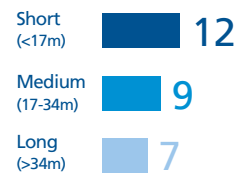
Goalkeeper passing success



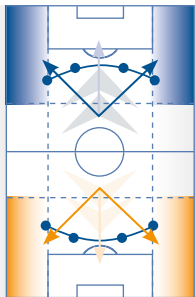
Goalkeeper passes



Goalkeeper passing length



Defensive line breaks

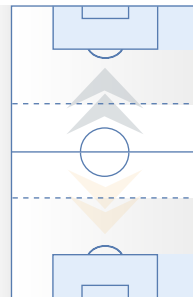


Defensive line breaks	Inside line breaks	Outside line breaks
4	3.2 1	6.6 5

Defensive line breaks against

Defensive line breaks against	Inside line breaks	Outside line breaks
4	3.2 1	6.6 6

Attacking entries



Attacking entries	Penalty-area entries	Final-third entries
34	31 27	57 54

Attacking entries against

Attacking entries against	Final-third entries	Penalty-area entries
58	57 58	31 31

Opponents bypassed




Opposition defenders bypassed



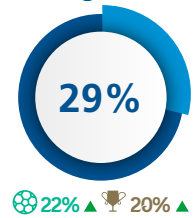
Own players bypassed



Own defenders bypassed



% of final-third entries leading to shots



>25 km/h



20-25 km/h



15-20 km/h



7-15 km/h



0-7 km/h



Total distance (km) 116.6

Distance >20 km/h 7,911

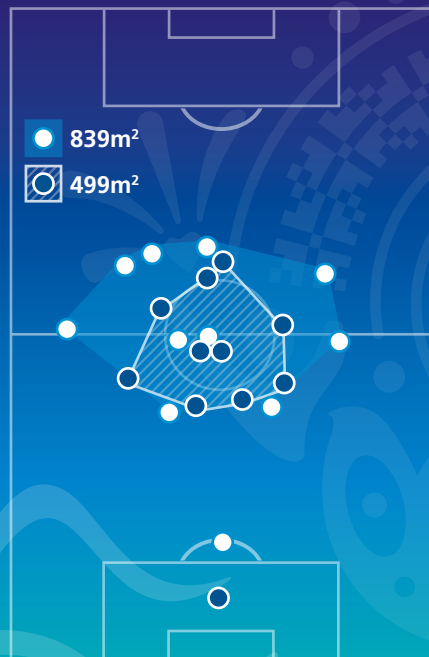
Distance >25 km/h 2,211

Activities >25 km/h 112



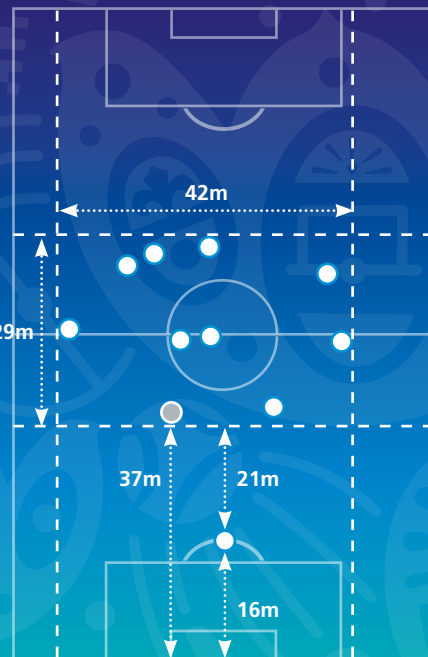
Team compactness

- In possession
- Out of possession

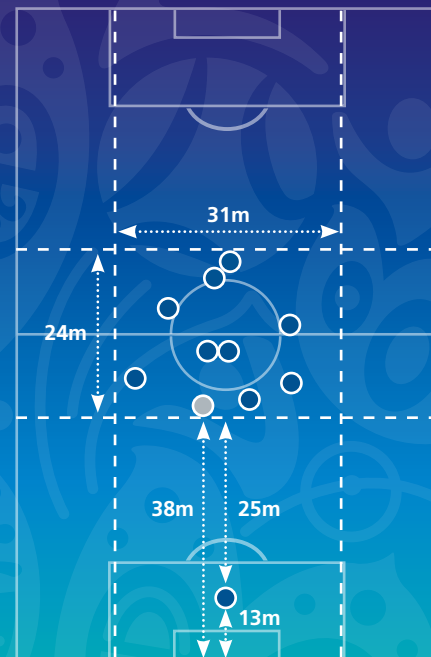


Team shape

- In possession
- Deepest defender

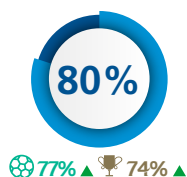


- Out of possession
- Deepest defender



The representation of player positions has been taken from one match. Team compactness and team shape data represents the team's tournament average.

Team passing accuracy

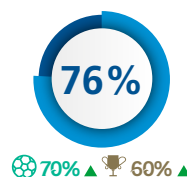


Team passes

481

Final third	78%	112
Middle third	83%	243
Defensive third	78%	126

Goalkeeper passing success



Goalkeeper passes

26

29 ▼ 22 ▲

Goalkeeper passing length

Short (<17m)	8
Medium (17-34m)	8
Long (>34m)	10

Defensive line breaks

Inside line breaks	5
Outside line breaks	6

Defensive line breaks against

Inside line breaks	4
Outside line breaks	5

Attacking entries

Penalty-area entries	33
Final-third entries	58

Attacking entries against

Final-third entries	48
Penalty-area entries	28

Opponents bypassed

293 ▲ 252 ▲

Opposition defenders bypassed

58 ▲ 51 ▲

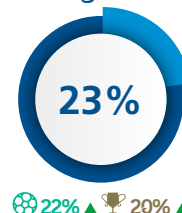
Own players bypassed

293 ▲ 280 ▲

Own defenders bypassed

58 ▼ 56 ▼

% of final-third entries leading to shots



>25 km/h

2,236m ▲ 2,144m ▲

20-25 km/h

6,464m ▲ 6,126m ▲

15-20 km/h

16,199m ▲ 15,546m ▲

7-15 km/h

51,198m ▲ 50,803m ▲

0-7 km/h

42,074m ▼ 41,423m ▼

Total distance (km) 116.9

Distance >20 km/h 9,112

Distance >25 km/h 2,291

Activities >25 km/h 120

FIFA U-20 World Cup
Poland 2019

23 May - 15 June 2019

GROUP STAGE

25.05.2019

POR 1-0 KOR

28.05.2019

RSA 0-1 KOR

31.05.2019

KOR 2-1 ARG

ROUND OF 16

04.06.2019

JPN 0-1 KOR

QUARTER-FINALS

08.06.2019

KOR 3-3 SEN

Korea Rep. win on penalties (3-2)

SEMI-FINALS

31.05.2019

ECU 0-1 KOR

FINALS

15.06.2019

UKR 3-1 KOR

Head coach

CHUNG Jungyong (KOR)

Technical staff

GONG Oh Kyun (Assistant coach)

IN Chang Soo (Assistant coach)

KIM Dae Hwan (Assistant coach)

OH Seong Hwan (Fitness coach)

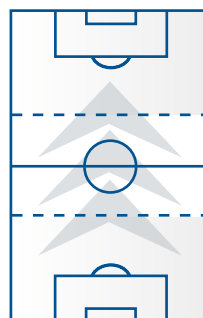
FIFA U-20 World Cup 2019 squad

	NO.	NAME	CLUB (COUNTRY)	MIN	G	A
GOALKEEPERS	1	LEE Gwangyeon	Gangwon FC (KOR)	660	0	
	12	PARK Jimin	Suwon Samsung Bluewings FC (KOR)	0	0	
	21	CHOI Minhsoo	Hamburger SV (GER)	0	0	
DEFENDERS	2	HWANG Taehyeon	C Ansan Greeners FC (KOR)	659	0	
	3	LEE Jaeik	Gangwon FC (KOR)	620	0	
	4	LEE Jisul	Daejeon Citizen FC (KOR)	526	1	
	5	KIM Hyunwoo	GNK Dinamo Zagreb (CRO)	659	1	
	8	LEE Kyuhuk	Jeju United FC (KOR)	10	0	
	16	KIM Jusung	FC Seoul (KOR)	15	0	
	17	LEE Sangjun	Busan IPark FC (KOR)	1	0	
MIDFIELDERS	19	CHOI Jun	Yonsei University (KOR)	650	1	1
	6	KIM Jungmin	FC Liefering (AUT)	487	0	
	10	LEE Kangin	Valencia CF (ESP)	621	2	4
	13	GO Jaehyeon	Daegu FC (KOR)	143	0	
	14	PARK Taejun	Seongnam FC (KOR)	110	0	
	15	JEONG Hojin	Korea University (KOR)	452	0	1
FORWARDS	20	KIM Seyun	Daejeon Citizen FC (KOR)	120	0	
	7	JEON Sejin	Suwon Samsung Bluewings FC (KOR)	200	0	
	9	OH Sehun	Asan Mugunghwa FC (KOR)	581	2	
	11	UM Wonsang	Gwangju FC (KOR)	288	0	
	18	CHO Youngwook	FC Seoul (KOR)	458	2	

NO. = Squad number; = Clean sheets; MIN = Minutes played; G = Goals; A = Assists.

Average possession

43% Total



Shots per match



Shots per goal

Shots on target per match

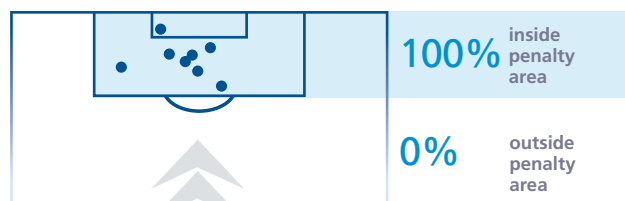


Shots on target per goal

9

Goals scored

Goal location



5 open-play goals

4 set-piece goals

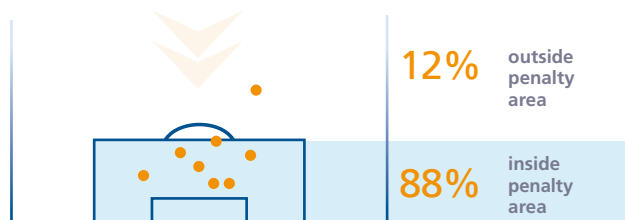
0 own-goals



8

Goals conceded

Goal location



7 open-play goals

1 set-piece goals

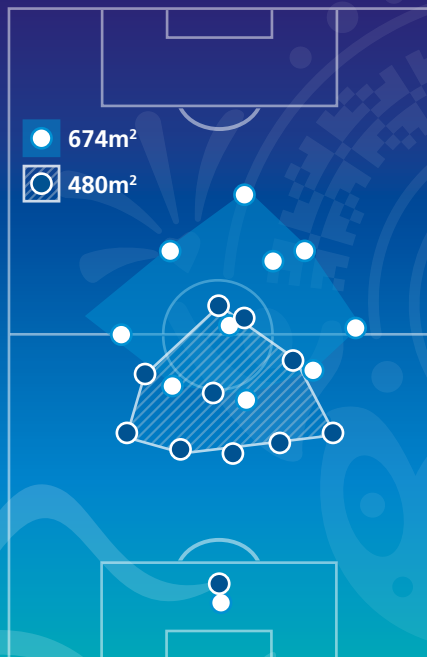
0 own-goals





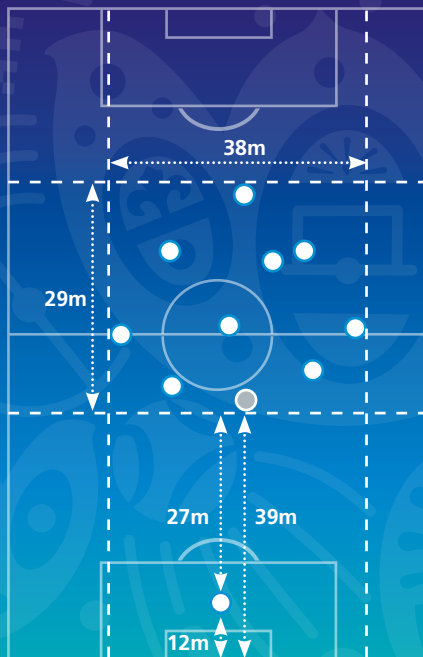
Team compactness

- In possession
- Out of possession

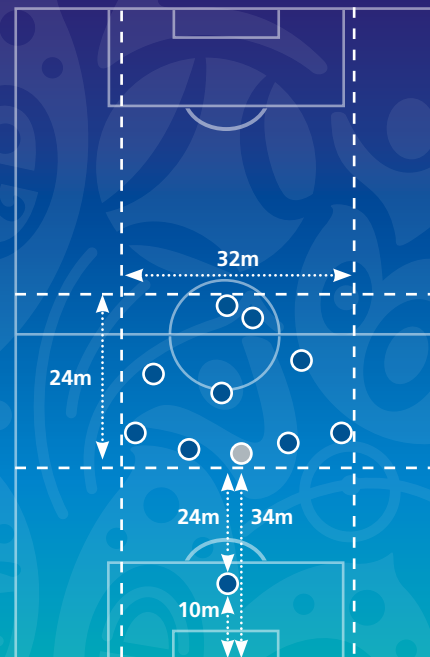


Team shape

- In possession
- Deepest defender

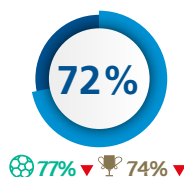


- Out of possession
- Deepest defender



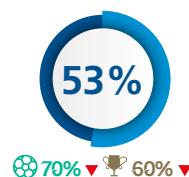
The representation of player positions has been taken from one match. Team compactness and team shape data represents the team's tournament average.

Team passing accuracy



Team passes	368
Final third	73% 82
Middle third	77% 181
Defensive third	69% 105


Goalkeeper passing success



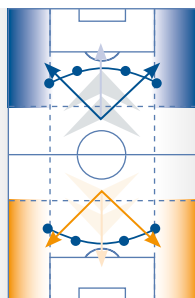
Goalkeeper passes



Goalkeeper passing length



Defensive line breaks



Inside line breaks	1
Outside line breaks	5

Defensive line breaks against

Inside line breaks	2
Outside line breaks	7

Attacking entries



Penalty-area entries	30
Final-third entries	59

Attacking entries against

Final-third entries	61
Penalty-area entries	37

Opponents bypassed



Opposition defenders bypassed



Own players bypassed



Own defenders bypassed



% of final-third entries leading to shots



>25 km/h



20-25 km/h



15-20 km/h



7-15 km/h



0-7 km/h



Total distance (km) 114.3

Distance >20 km/h 8,068

Distance >25 km/h 2,068

Activities >25 km/h 105

FIFA U-20 World Cup
Poland 2019

23 May - 15 June 2019

GROUP STAGE

25.05.2019

PAN 1-1 MLI

28.05.2019

KSA 3-4 MLI

31.05.2019

MLI 2-3 FRA

ROUND OF 16

04.06.2019

ARG 4-2 MLI

Mali win on penalties (4-5)

QUARTER-FINALS

07.06.2019

ITA 4-2 MLI

SEMI-FINALS

FINALS



O. DIAKITE



M. CAMARA



SISSOKO



H. DRAME



KONAN



CLEMENT



A. DIABY



B. FOFANA



KOITA



KOITA



KONE I

Head coach

KANE Mamoutou (MLI)

Technical staff

KONATE Birama (Assistant coach)

DOUMBIA Bounafou (Goalkeeping coach)

COULIBALY Boubacar (Fitness coach)

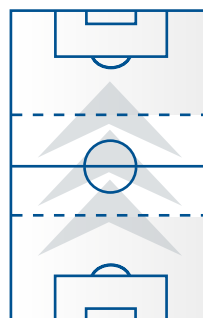
FIFA U-20 World Cup 2019 squad

	NO.	NAME	CLUB (COUNTRY)	MIN	G	A
GOALKEEPERS	1	COULIBALY Alkalifa	AS Onze Createurs (MLI)	0	0	
	16	KOITA Youssouf	Girona FC (ESP)	480	0	
	21	COULIBALY Souleymane	Afrique Foot Elite (MLI)	0	0	
DEFENDERS	2	KONAN Arnaud	Etoiles Du MANDE FC (MLI)	476	0	
	3	DIARRA Drissa	AS Bamako (MLI)	120	0	
	4	KONATE Fode	AS Bamako (MLI)	270	0	1
	5	FOFANA Babou	Stade Malien (MLI)	175	0	
	13	KANOUTE Clement	CS Duguwolofila (MLI)	480	0	
MIDFIELDERS	15	DIABY Abdoulaye	Royal Antwerp FC (BEL)	480	1	
	6	DIAKITE Ousmane	FC Red Bull Salzburg (AUT)	148	1	
	8	CAMARA Mohamed	FC Red Bull Salzburg (AUT)	360	2	3
	10	TRAORE Mamadou	Stade Malien (MLI)	80	0	
	14	SISSOKO Sambou	USFAS (MLI)	480	0	
	17	SAMAKE Mamadou	Standard Liège (BEL)	34	0	
FORWARDS	18	TRAORE Boubacar	AS Bamako (MLI)	332	1	1
	7	DRAME Hadji	Yelleni Olimpic (MLI)	276	0	1
	9	KONE Ibrahima	FK Haugesund (NOR)	308	1	1
	11	KONTE Boubacar	Sarpsborg FK (NOR)	227	2	
	12	DIARRA Mamady	Yeelen FC (MLI)	19	0	
	19	N DIAYE Lassana	CSKA Moscow (RUS)	76	0	
	20	KOITA Sekou	FC Red Bull Salzburg (AUT)	390	3	3

NO. = Squad number; = Clean sheets; MIN = Minutes played; G = Goals; A = Assists.

Average possession

43% Total



Shots per match



Shots per goal

Shots on target per match

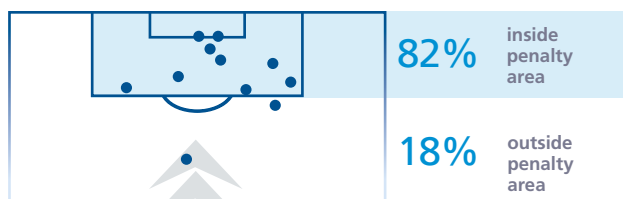


Shots on target per goal

11

Goals scored

Goal location



9 open-play goals

2 set-piece goals

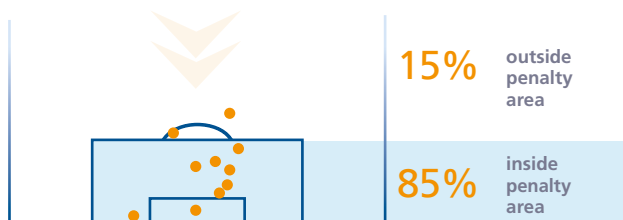
0 own-goals

	from corners	1
	from free kicks	1
	from penalties	0
	from throw-ins	0

13

Goals conceded

Goal location



7 open-play goals

4 set-piece goals

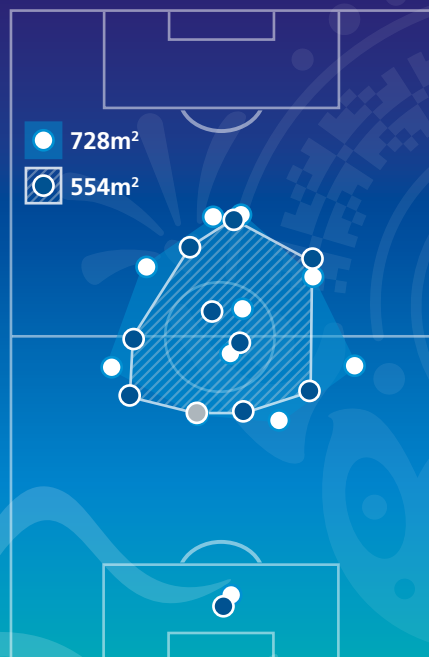
2 own-goals

	from corners	0
	from free kicks	0
	from penalties	4
	from throw-ins	0



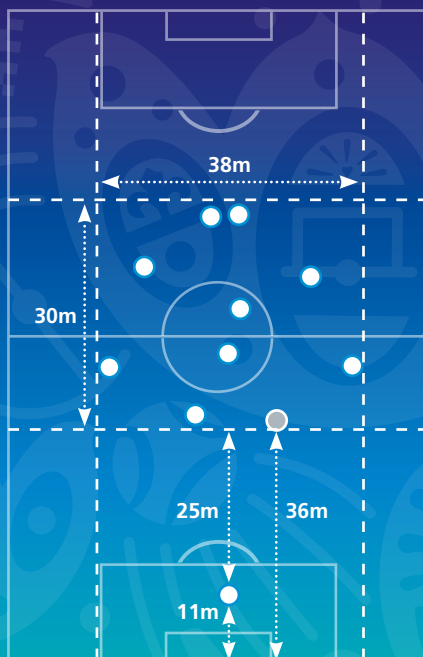
Team compactness

- In possession
- Out of possession

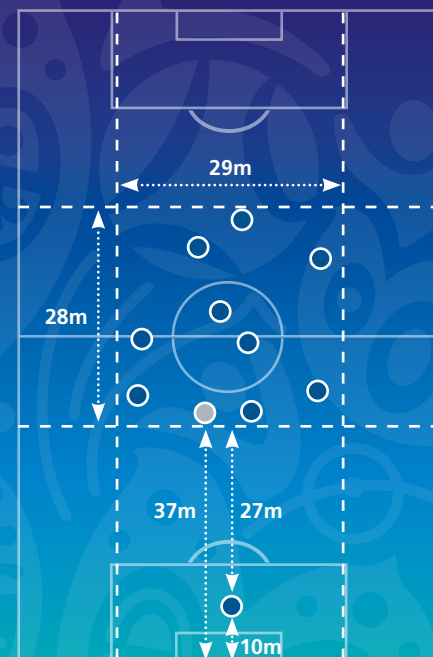


Team shape

- In possession
- Deepest defender



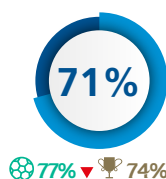
- Out of possession
- Deepest defender



The representation of player positions has been taken from one match. Team compactness and team shape data represents the team's tournament average.

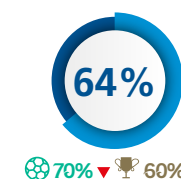
Team passing accuracy

Team passes 377



Final third	72%	77
Middle third	71%	200
Defensive third	73%	100

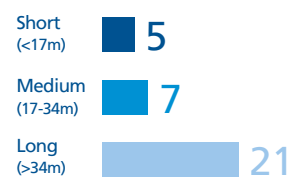
Goalkeeper passing success



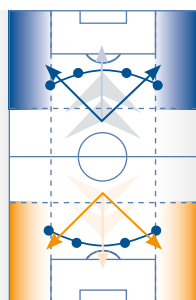
Goalkeeper passes 33



Goalkeeper passing length



Defensive line breaks



Inside line breaks	3.2 ▼ 1 ▲	3
Outside line breaks	6.6 ▼ 5 ▲	5

Defensive line breaks against

Inside line breaks	3.2 ▼ 1 ▲	3
Outside line breaks	6.6 ▲ 6 ▲	7

Attacking entries



Penalty-area entries	31 ▼ 27 ▲	28
Final-third entries	57 ▲ 54 ▲	60

Attacking entries against

Final-third entries	57 ▼ 58 ▼	53
Penalty-area entries	31 ▲ 31 ▲	33

Opponents bypassed



Opposition defenders bypassed



Own players bypassed



Own defenders bypassed



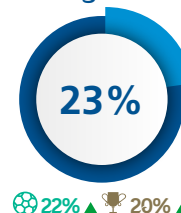
268

88

331

38

% of final-third entries leading to shots



>25 km/h



20-25 km/h



15-20 km/h



7-15 km/h



0-7 km/h



2,556_m

7,659_m

18,603_m

53,922_m

40,390_m

Total distance (km) 123.1

Distance >20 km/h 10,215

Distance >25 km/h 2,556

Activities >25 km/h 139



FIFA U-20 World Cup Poland 2019

23 May - 15 June 2019

GROUP STAGE

23.05.2019

MEX 1-2 ITA

26.05.2019

MEX 0-3 JPN

29.05.2019

ECU 1-0 MEX

ROUND OF 16

-

QUARTER-FINALS

-

SEMI-FINALS

-

FINALS

-

Head coach

RAMIREZ Diego (MEX)

Technical staff

RODRIGUEZ Alberto (Assistant coach)

PINA Rosario (Goalkeeping coach)

ESPADAS Vicente (Fitness coach)

HERNANDEZ Guillermo (Fitness coach)

M. DOMINGUEZ

J. MACIAS

R. DE LA ROSA

D. LAINEZ

R. MERAZ

E. ORONA

N. CARDENAS

O. LEON

G. SEPULVEDA

K. ALVAREZ

C. HIGUERA

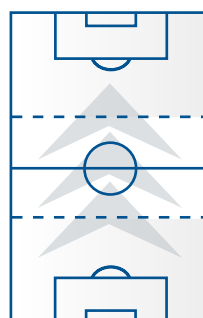
FIFA U-20 World Cup 2019 squad

	NO.	NAME	CLUB (COUNTRY)	MIN	G	A
GOALKEEPERS	1	HIGUERA Carlos	Club Tijuana (MEX)	270	0	
	12	LOPEZ Luis	Dorados de Sinaloa (MEX)	0	0	
	21	ALONZO Angel	Club Necaxa (MEX)	0	0	
DEFENDERS	2	ALVAREZ Kevin	CF Pachuca (MEX)	256	0	
	3	SEPULVEDA Gilberto	CD Guadalajara (MEX)	270	0	
	4	ORONA Efrain	CF Pachuca (MEX)	270	0	
	5	CARDENAS Naelson	Queretaro FC (MEX)	270	0	
MIDFIELDERS	13	TREJO Mario	CA Monarcas Morelia (MEX)	90	0	
	14	LEON Oswaldo	Club América (MEX)	270	0	
	6	TORRES Alan	CD Guadalajara (MEX)	0	0	
	7	HERNANDEZ Diego	CD Guadalajara (MEX)	3	0	
FORWARDS	8	DOMINGUEZ Misael	Cruz Azul (MEX)	90	0	
	15	PLASCENCIA Fernando	Club Necaxa (MEX)	14	0	
	16	MERAZ Roberto	CA Monarcas Morelia (MEX)	114	0	
	18	GUTIERREZ Carlos	Pumas UNAM (MEX)	31	0	
	19	FIGUEROA Antonio	CF Pachuca (MEX)	156	0	
	9	MACIAS Jose	Club Leon (MEX)	270	0	
	10	LAINEZ Diego	Real Betis (ESP)	270	0	
	11	DE LA ROSA Roberto	CF Pachuca (MEX)	177	1	
	17	LOPEZ Daniel	Club Tijuana (MEX)	17	0	
	20	LOZANO Adrian	Santos Laguna (MEX)	132	0	

NO. = Squad number; = Clean sheets; MIN = Minutes played; G = Goals; A = Assists.

Average possession

51% Total



18% Final third

43% Middle third

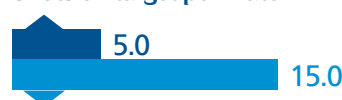
39% Defensive third

Shots per match



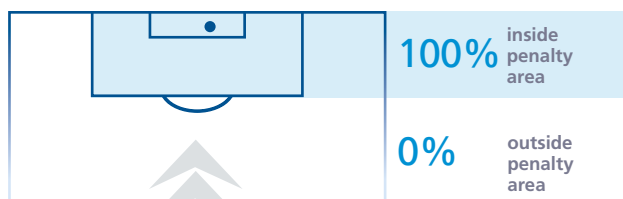
Shots per goal

Shots on target per match



Shots on target per goal

1
Goals scored
Goal location



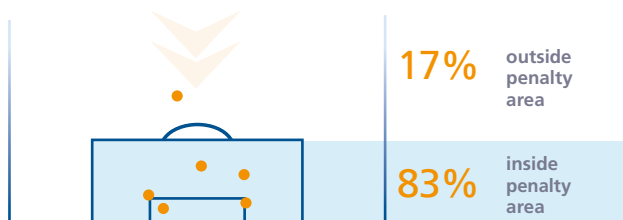
0 open-play goals

1 set-piece goals

0 own-goals

from corners 1
 from free kicks 0
 from penalties 0
 from throw-ins 0

6
Goals conceded
Goal location



5 open-play goals

1 set-piece goals

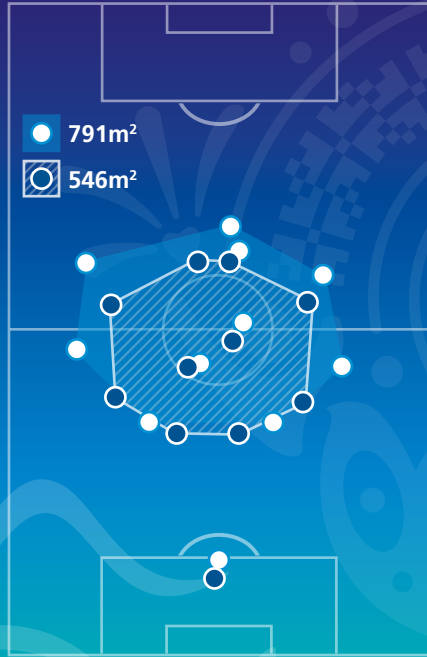
0 own-goals

from corners 1
 from free kicks 0
 from penalties 0
 from throw-ins 0



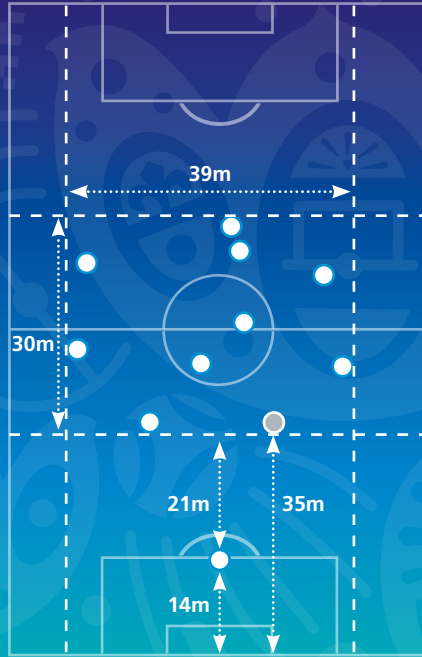
Team compactness

- In possession
- Out of possession

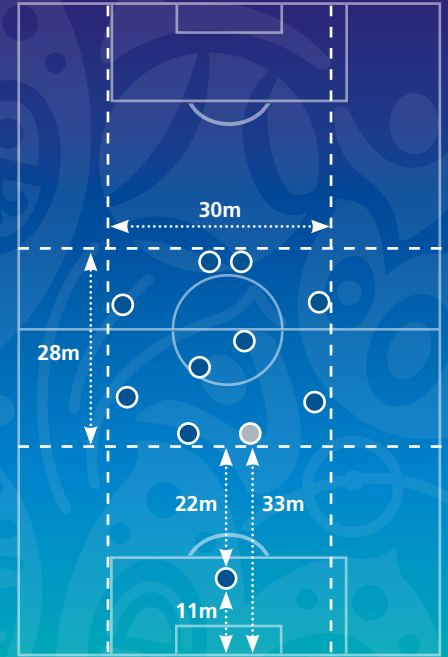


Team shape

- In possession
- Deepest defender

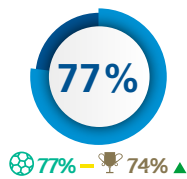


- Out of possession
- Deepest defender



The representation of player positions has been taken from one match. Team compactness and team shape data represents the team's tournament average.

Team passing accuracy

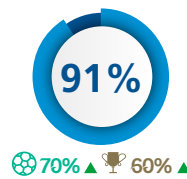


Team passes

470

Final third	77%	72
Middle third	80%	233
Defensive third	72%	165

Goalkeeper passing success



Goalkeeper passes

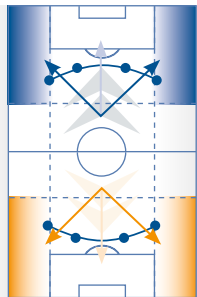
26

29 ▼ 22 ▲

Goalkeeper passing length

Short (<17m)	12
Medium (17-34m)	9
Long (>34m)	5

Defensive line breaks

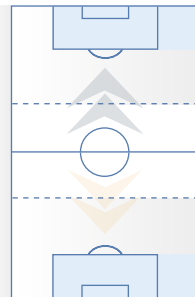


Inside line breaks	1
Outside line breaks	5

Defensive line breaks against

Inside line breaks	4
Outside line breaks	6

Attacking entries



Penalty-area entries	25
Final-third entries	50

Attacking entries against

Final-third entries	65
Penalty-area entries	39

Opponents bypassed

293 ▼ 252 ▲

Opposition defenders bypassed

58 ▼ 51 ▲

Own players bypassed

293 ▲ 280 ▲

Own defenders bypassed

58 ▲ 56 ▲

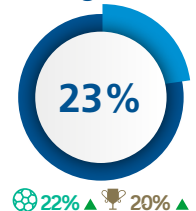
253

57

340

114

% of final-third entries leading to shots



>25 km/h

2,236m ▼ 2,144m ▼

20-25 km/h

6,464m ▼ 6,126m ▼

15-20 km/h

16,199m ▼ 15,546m ▲

7-15 km/h

51,198m ▼ 50,803m ▼

0-7 km/h

42,074m ▲ 41,423m ▲

1,767m

5,882m

15,654m

50,116m

43,192m

Total distance (km) 116.6

Distance >20 km/h 7,649

Distance >25 km/h 1,767

Activities >25 km/h 89

FIFA U-20 World Cup
Poland 2019

23 May - 15 June 2019

GROUP STAGE

24.05.2019

HON 0-5 NZL

27.05.2019

NOR 0-2 NZL

30.05.2019

NZL 0-2 URU

ROUND OF 16

02.06.2019

COL 1-1 NZL

Columbia win on penalties (5-4)

QUARTER-FINALS

SEMI-FINALS

FINALS



MCCOWATT



SINGH



WAINE



JUST



STENSNESS



BELL



CACACE



PIJNAKER



STRANGER



ELLIOT



WOUD

Head coach

BUCKINGHAM Des (ENG)

Technical staff

MIYAZAWA Hiroshi (Assistant coach)

RACCUGLIA Valerio (Assistant coach)

OATES Mark (Goalkeeping coach)

DEIGAN Danny (Fitness coach)

TAYLOR Luke (Fitness coach)

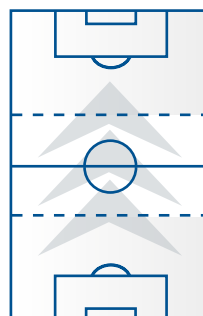
FIFA U-20 World Cup 2019 squad

	NO.	NAME	CLUB (COUNTRY)	MINS	G	A
GOALKEEPERS	1	WOUD Michael	Willem II Tilburg (NED)	300	0	
	12	BROWN Cameron	Central United FC (NZL)	90	0	
	21	JONES Zac	Wellington Phoenix FC (NZL)	0	0	
DEFENDERS	2	STANGER George	Hamilton Academical FC (SCO)	345	0	
	3	WILKINS Dalton	FC Helsingør (DEN)	110	0	1
	5	PIJNAKER Nando	Eastern Suburbs AFC (NZL)	377	0	
	13	CACACE Liberato	Wellington Phoenix FC (NZL)	300	0	1
	16	WOOLDRIDGE Dominic	Western Suburbs FC (NZL)	90	0	
MIDFIELDERS	17	ELLIOT Callan	Wellington Phoenix FC (NZL)	300	0	
	4	STENSNESS Gianni	Wellington Phoenix FC (NZL)	345	1	
	6	SCHNELL Dane	Western Springs AFC (NZL)	90	0	
	7	JUST Elijah	FC Helsingør (DEN)	285	1	2
	8	BELL Joe	C University Virginia (USA)	381	0	1
FORWARDS	10	SINGH Sarpreet	Wellington Phoenix FC (NZL)	313	1	
	14	VAN DEN HOVEN Leon	RKC Waalwijk (NED)	90	0	
	15	ZWETSLOOT Trevor	SV Werder Bremen (GER)	10	0	
	9	MATA Max	C Grasshopper Club Zürich (SUI)	156	0	
	11	CONROY Matt	Western Springs AFC (NZL)	152	1	
	18	WAINE Ben	Wellington Phoenix FC (NZL)	196	2	
	19	MCCOWATT Callum	Eastern Suburbs AFC (NZL)	263	0	
	20	EBBINGE Willem	Lower Hutt City AFC (NZL)	97	0	

NO. = Squad number; = Clean sheets; MINS = Minutes played; G = Goals; A = Assists.

Average possession

51% Total



22% Final third

44% Middle third

34% Defensive third

Shots per match



Shots per goal

Shots on target per match

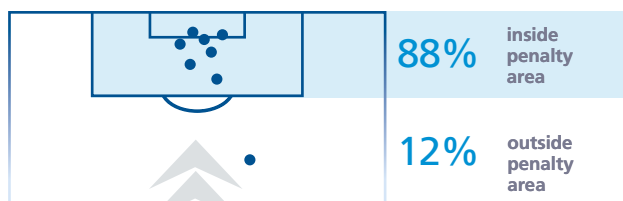


Shots on target per goal

8

Goals scored

Goal location



88% inside penalty area

12% outside penalty area

6 open-play goals

0 set-piece goals

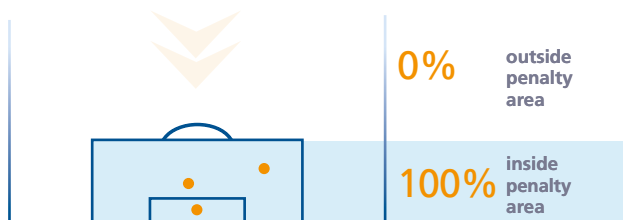
2 own-goals

	from corners	0
	from free kicks	0
	from penalties	0
	from throw-ins	0

3

Goals conceded

Goal location



0% outside penalty area

100% inside penalty area

2 open-play goals

1 set-piece goals

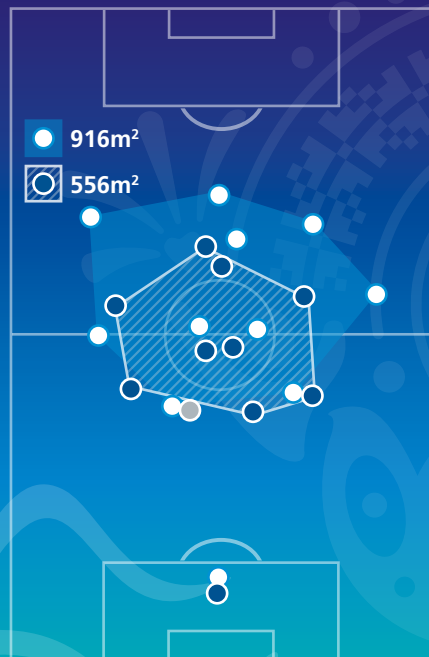
0 own-goals

	from corners	0
	from free kicks	1
	from penalties	0
	from throw-ins	0



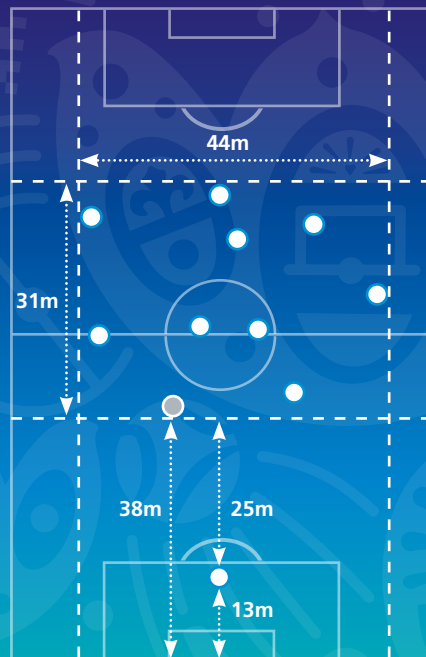
Team compactness

- In possession
- Out of possession

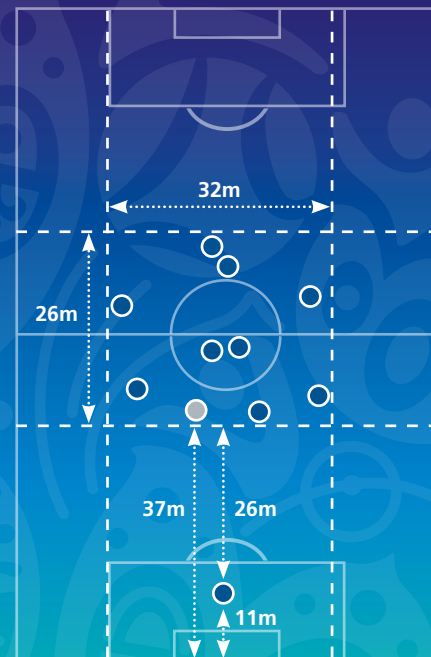


Team shape

- In possession
- Deepest defender

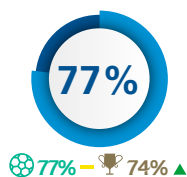


- Out of possession
- Deepest defender



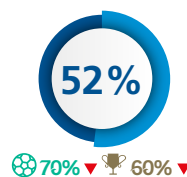
The representation of player positions has been taken from one match. Team compactness and team shape data represents the team's tournament average.

Team passing accuracy



Team passes	Final third	Middle third	Defensive third
450	76% 95	80% 236	71% 119

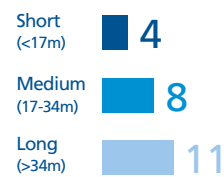
Goalkeeper passing success



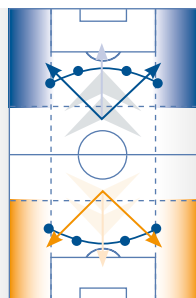
Goalkeeper passes



Goalkeeper passing length



Defensive line breaks



Defensive line breaks against



Attacking entries



Attacking entries against



Opponents bypassed



Opposition defenders bypassed



Own players bypassed



Own defenders bypassed



% of final-third entries leading to shots



22% ▼ 20% ▲

>25 km/h



20-25 km/h



15-20 km/h



7-15 km/h



0-7 km/h

1,379_m5,820_m18,237_m60,266_m36,767_m

Total distance (km) 122.5

Distance >20 km/h 7,199

Distance >25 km/h 1,379

Activities >25 km/h 73



FIFA U-20 World Cup Poland 2019

23 May - 15 June 2019

▶	GROUP STAGE 24.05.2019 QAT 0-4 NGA 27.05.2019 USA 2-0 NGA 30.05.2019 NGA 1-1 UKR
▶	ROUND OF 16 03.06.2019 SEN 2-1 NGA
	QUARTER-FINALS -
	SEMI-FINALS -
	FINALS -



Head coach
AIGBOGUN Paul (NGA)

Technical staff
FAGGE Abdu (Assistant coach)
MOHAMMED Abubakar (Assistant coach)
SHAIBU Suleiman (Goalkeeping coach)

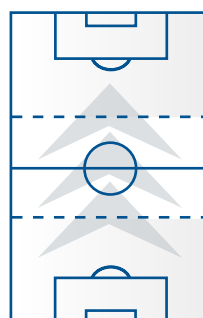
FIFA U-20 World Cup 2019 squad

	NO.	NAME	CLUB (COUNTRY)	MINS	G	A
GOALKEEPERS	1	OGUNDARE Detan	Kogi United FC (NGA)	0	0	
	16	OREMADE Olawale	Oasis FC (NGA)	360	0	
	21	ZACCALA Jonathan	US Triestina (ITA)	0	0	
DEFENDERS	2	RABIU Zulkifilu	Plateau United FC (NGA)	360	0	
	3	UTIN Ikouwen	C Enyimba FC (NGA)	360	0	1
	5	SALAWUDEEN Aliu	Emmanuel Amunike Soccer Academy (NGA)	360	1	
	6	OZORNWAFOR Valentine	Enyimba FC (NGA)	180	0	
	12	IGOH Ogbu	Rosenborg BK (NOR)	180	0	
MIDFIELDERS	4	ELETU Peter	Prince Kazeem Football Academy (NGA)	35	0	
	7	SOR Yira	36 Lion Soccer Academy (NGA)	59	0	
	8	DELE-BASHIRU Ayotomiwa	Manchester City FC (ENG)	132	1	
	10	OKON Aniekeme	Akwa United FC (NGA)	239	0	
	13	OFOBORH Nathan	Bournemouth AFC (ENG)	169	0	
	14	MICHAEL Kingsley	AC Perugia (ITA)	308	0	1
	15	MUHAMMAD Jamil	Kano Pillars FC (NGA)	180	0	
	17	MAKANJUOLA Success	Water FC (NGA)	206	1	
FORWARDS	19	EFFIOM Maxwell	Enyimba FC (NGA)	277	1	
	9	ADAMS Akor	Sogndal IL (NOR)	76	0	1
	11	OFFIA Okechukwu	IK Sirius Uppsala (SWE)	196	1	
	18	EMEKA Chinonso	Brook House FC (ENG)	0	0	
	20	TIJANI Muhamed	FC Banik Ostrava (CZE)	283	1	

NO. = Squad number; = Clean sheets; MINS = Minutes played; G = Goals; A = Assists.

Average possession

52% Total



24% Final third

46% Middle third

30% Defensive third

Shots per match



Shots per goal

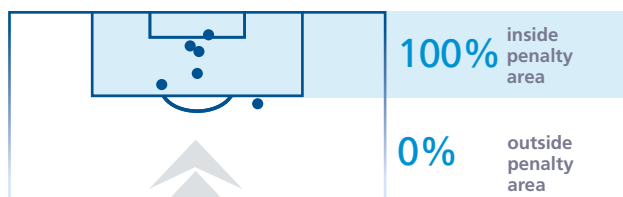
Shots on target per match



Shots on target per goal

6

Goals scored
Goal location



3 open-play goals

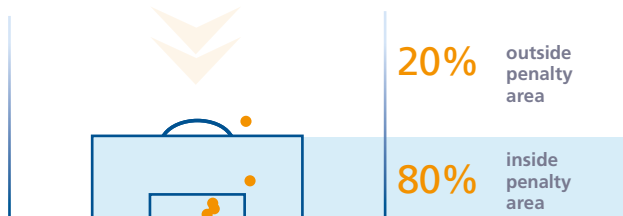
3 set-piece goals

0 own-goals

	from corners	1
	from free kicks	1
	from penalties	1
	from throw-ins	0

5

Goals conceded
Goal location



4 open-play goals

1 set-piece goals

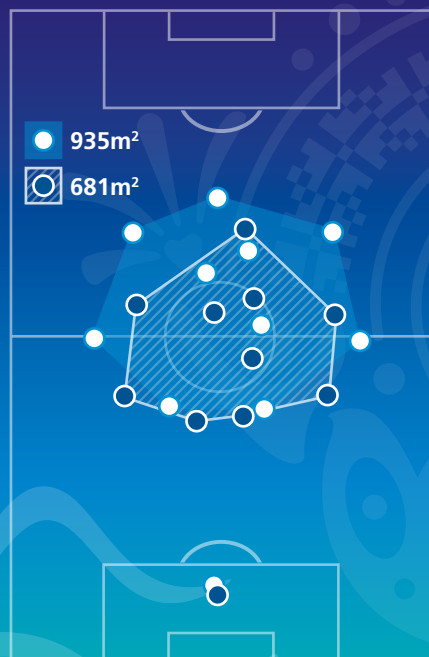
0 own-goals

	from corners	1
	from free kicks	0
	from penalties	0
	from throw-ins	0



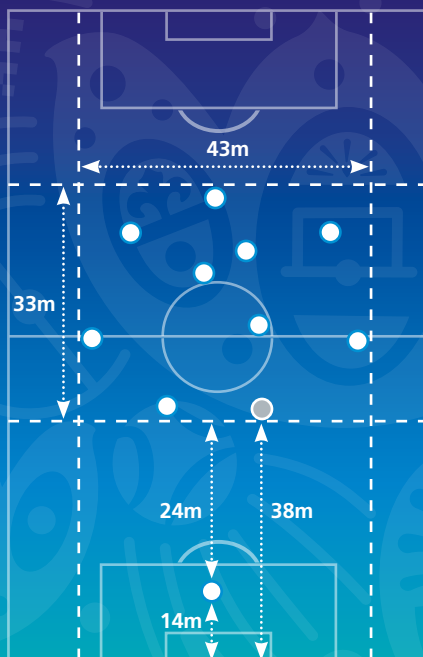
Team compactness

- In possession
- Out of possession

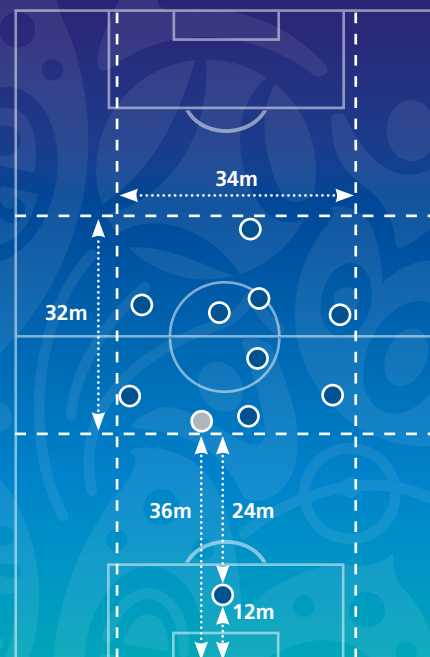


Team shape

- In possession
- Deepest defender

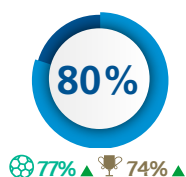


- Out of possession
- Deepest defender



The representation of player positions has been taken from one match. Team compactness and team shape data represents the team's tournament average.

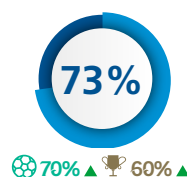
Team passing accuracy



Team passes 482

Final third	79%	86
Middle third	81%	269
Defensive third	79%	127

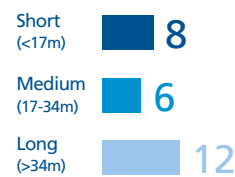
Goalkeeper passing success



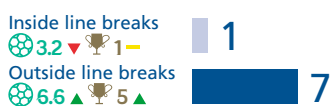
Goalkeeper passes



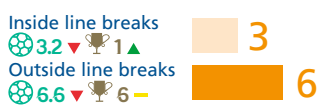
Goalkeeper passing length



Defensive line breaks



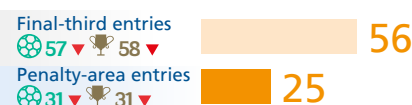
Defensive line breaks against



Attacking entries



Attacking entries against



Opponents bypassed



Opposition defenders bypassed



Own players bypassed



Own defenders bypassed



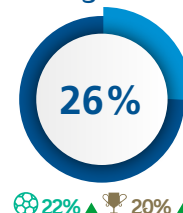
308

46

318

49

% of final-third entries leading to shots



>25 km/h



20-25 km/h



15-20 km/h



7-15 km/h



0-7 km/h

2,456_m7,409_m18,032_m51,707_m39,121_m

Total distance (km) 118.7

Distance >20 km/h 9,865

Distance >25 km/h 2,456

Activities >25 km/h 127

FIFA U-20 World Cup
Poland 2019

23 May - 15 June 2019

GROUP STAGE

24.05.2019

URU 3-1 NOR

27.05.2019

NOR 0-2 NZL

30.05.2019

NOR 12-0 HON

ROUND OF 16

-

QUARTER-FINALS

-

SEMI-FINALS

-

FINALS

-

BRYNHILDSEN

HAALAND

Head coach

JOHANSEN Pål (NOR)

Technical staff

AASE Igor (Assistant coach)

WIBE-LUND Håkon (Assistant coach)

KOLSTAD Jonas (Goalkeeping coach)

EVJEN

SVENDSEN

VETLESEN

MARKOVIC

BORCHGREVINK

ØSTIGÅRD

BØRKEEIT

FREDRIKSEN

LUND

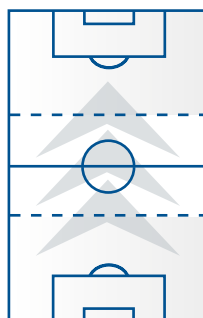
FIFA U-20 World Cup 2019 squad

	NO.	NAME	CLUB (COUNTRY)	MIN	G	A
GOALKEEPERS	1	PETTERSEN Markus	Nest-Sotra Fotball (NOR)	0	0	
	12	LUND Julian	Rosenborg BK (NOR)	270	0	
	13	ARNEBROTT Erik-Johannes	Viking Stavanger (NOR)	0	0	
DEFENDERS	3	KITOLANO John	Wolverhampton Wanderers FC (ENG)	90	0	
	4	RANGER Lars	Ullensaker/Kisa IL (NOR)	0	0	
	5	OSTIGARD Leo	Brighton & Hove Albion FC (ENG)	270	1	
	14	FREDRIKSEN Ulrik	Sogndal IL (NOR)	270	0	
	15	TOTLAND Tomas	Sogndal IL (NOR)	29	0	
MIDFIELDERS	2	BORCHGREVINK Christian	Valerenga Fotball Elite (NOR)	241	1	
	6	HADZIC Adnan	IK Start (NOR)	68	0	
	7	VETLESEN Hugo	Stabaek IF (NOR)	180	0	
	8	BOHINEN Emil	Stabaek IF (NOR)	22	0	
	9	THORSTVEDT Kristian	Viking Stavanger (NOR)	104	0	2
	10	MARKOVIC Eman	HSK Zrinjski Mostar (BIH)	143	1	
	11	HAUGE Jens	FK Bodo/Glimt (NOR)	107	1	4
	16	BORKEEIT Tobias	Stabaek IF (NOR)	270	0	2
	17	EVJEN Hakon	FK Bodo/Glimt (NOR)	204	0	2
	18	SVENDSEN Tobias	Sandefjord FC (NOR)	154	0	
FORWARDS	20	CHRISTENSEN Tobias	IK Start (NOR)	181	0	2
	19	HALAND Erling	FC Red Bull Salzburg (AUT)	270	9	
	21	BRYNHILDSEN Ola	Stabaek IF (NOR)	97	0	

NO. = Squad number; = Clean sheets; MIN = Minutes played; G = Goals; A = Assists.

Average possession

57% Total



Shots per match



Shots per goal

Shots on target per match



Shots on target per goal

13

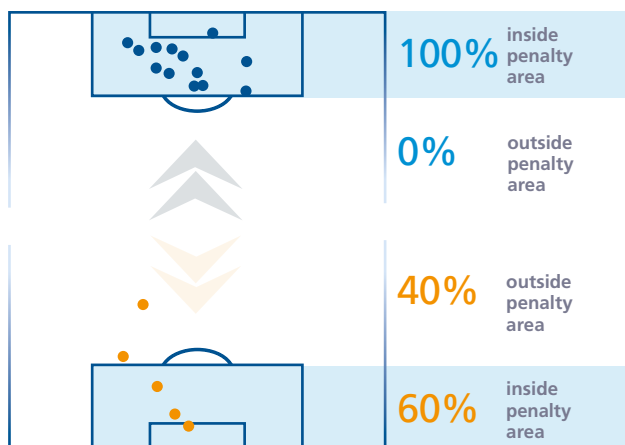
Goals scored

Goal location

5

Goals conceded

Goal location



11 open-play goals

2 set-piece goals

0 own-goals

- from corners 1
- from free kicks 0
- from penalties 1
- from throw-ins 0

4 open-play goals

0 set-piece goals

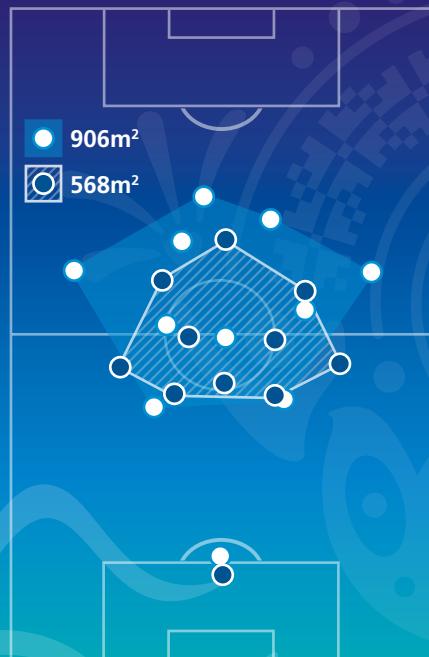
1 own-goals

- from corners 0
- from free kicks 0
- from penalties 0
- from throw-ins 0



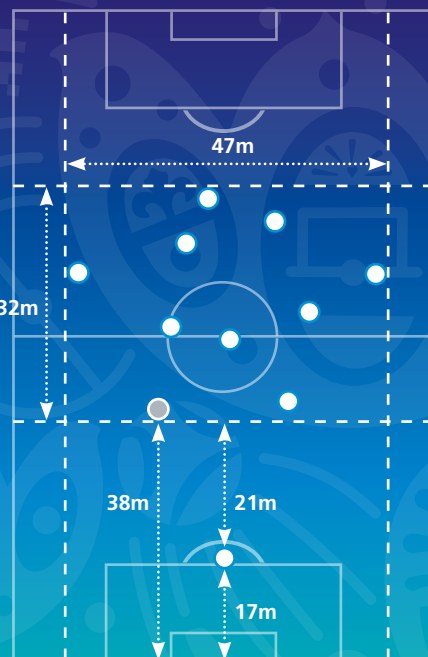
Team compactness

- In possession
- Out of possession

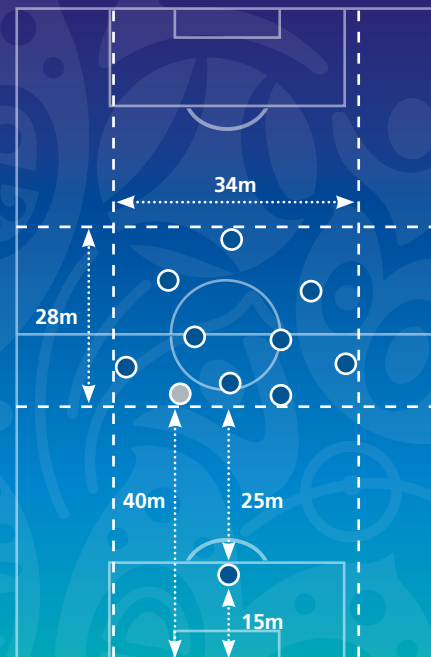


Team shape

- In possession
- Deepest defender

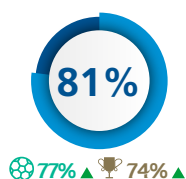


- Out of possession
- Deepest defender



The representation of player positions has been taken from one match. Team compactness and team shape data represents the team's tournament average.

Team passing accuracy

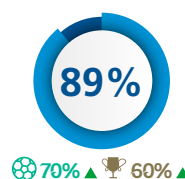


Team passes

547

Final third	73%	104
Middle third	81%	308
Defensive third	86%	135

Goalkeeper passing success

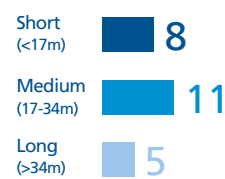


Goalkeeper passes

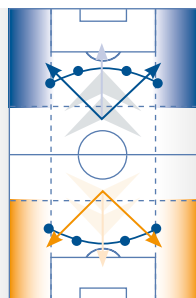
24

29▼ 22▲

Goalkeeper passing length



Defensive line breaks



Inside line breaks	9
Outside line breaks	11

3.2▲ 1▲
6.6▲ 5▲

Defensive line breaks against

Inside line breaks	5
Outside line breaks	7

3.2▲ 1▲
6.6▲ 6▲

Attacking entries



Penalty-area entries	41
Final-third entries	78

31▲ 27▲
57▲ 54▲

Attacking entries against

Final-third entries	48
Penalty-area entries	27

57▼ 58▼
31▼ 31▼

Opponents bypassed

293▲ 252▲

Opposition defenders bypassed

58▲ 51▲

Own players bypassed

293▼ 280▼

Own defenders bypassed

58▼ 56▼

412

83

242

15

% of final-third entries leading to shots



22%▼ 20%—

>25 km/h

2,236m▲ 2,144m▲

20-25 km/h

6,464m▲ 6,126m▲

15-20 km/h

16,199m▲ 15,546m▲

7-15 km/h

51,198m▲ 50,803m▲

0-7 km/h

42,074m▼ 41,423m▼

2,458_m7,500_m19,477_m55,981_m40,082_m

Total distance (km) 125.5

Distance >20 km/h 9,958

Distance >25 km/h 2,458

Activities >25 km/h 124



FIFA U-20 World Cup Poland 2019

23 May - 15 June 2019

GROUP STAGE

25.05.2019

PAN 1-1 MLI

28.05.2019

PAN 0-2 FRA

31.05.2019

KSA 1-2 PAN

ROUND OF 16

03.06.2019

UKR 4-1 PAN

QUARTER-FINALS

-

SEMI-FINALS

-

FINALS

-

Head coach

DELY Jorge (PAN)

Technical staff

PALMA Rolando (Assistant coach)

PEREZ Abelardo (Goalkeeping coach)

CORTES Alejandro (Fitness coach)



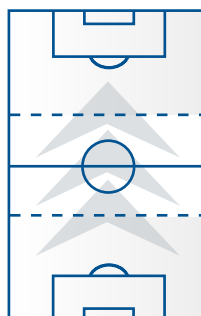
FIFA U-20 World Cup 2019 squad

	NO.	NAME	CLUB (COUNTRY)	MIN	G	A
GOALKEEPERS	1	ALLEN Marcos	CD Plaza Amador (PAN)	270	0	
	12	DIMAS Emerson	CAI de La Chorrera (PAN)	90	0	
	21	MOSQUERA Kevin	Sporting SM (PAN)	0	0	
DEFENDERS	2	RODRIGUEZ Rodolfo	Leones de America FC (PAN)	305	0	
	3	BENITEZ Guillermo	Atlanta United FC (USA)	342	0	1
	4	GAMBOA Manuel	CD Universitario (PAN)	90	0	
	11	MENDEZ Jorge	CD Universitario (PAN)	264	0	
	17	TREJOS Soyell	CD Arabe Unido (PAN)	360	0	
MIDFIELDERS	19	WEST Jesus	Toronto FC (CAN)	355	0	
	5	HARVEY Carlos	LA Galaxy (USA)	360	0	
	6	WALKER Ernesto	LA Galaxy (USA)	360	1	1
	8	GRIFFITH Victor	C AD Santos de Guápiles (CRC)	360	0	
	10	ORELIEN Angel	Sporting SM (PAN)	151	0	
	13	KIRTON Carlos	CAI de La Chorrera (PAN)	0	0	
	14	WELCH Jovani	Alianza FC (PAN)	125	0	
FORWARDS	15	VALANTA Diego	Tauro FC (PAN)	86	2	
	20	CUNNINGHAM Edgar	CD Arabe Unido (PAN)	22	0	
	7	BRISTAN Efrain	CD Arabe Unido (PAN)	55	0	
	9	GUERRERO Eduardo	Maccabi Tel-Aviv FC (ISR)	45	0	
	16	RODRIGUEZ Tomas	Alianza FC (PAN)	218	0	
	18	MC KENZIE Axel	Tauro FC (PAN)	102	1	

NO. = Squad number; = Clean sheets; MIN = Minutes played; G = Goals; A = Assists.

Average possession

39% Total



14% Final third

44% Middle third

42% Defensive third

Shots per match



Shots per goal

Shots on target per match

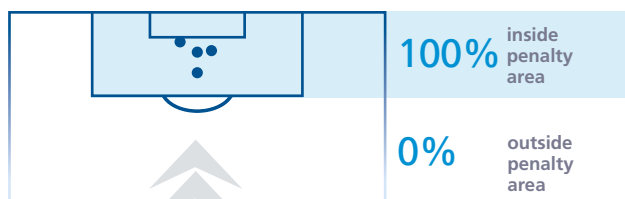


Shots on target per goal

4

Goals scored

Goal location



100% inside penalty area

0% outside penalty area

3 open-play goals

1 set-piece goals

0 own-goals

from corners 0

from free kicks 0

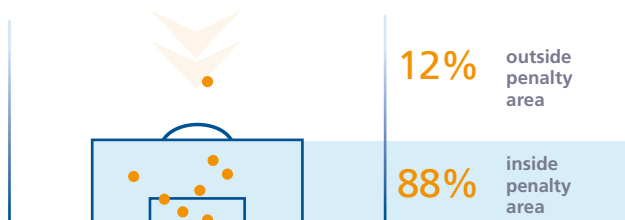
from penalties 1

from throw-ins 0

8

Goals conceded

Goal location



12% outside penalty area

88% inside penalty area

6 open-play goals

2 set-piece goals

0 own-goals

from corners 2

from free kicks 0

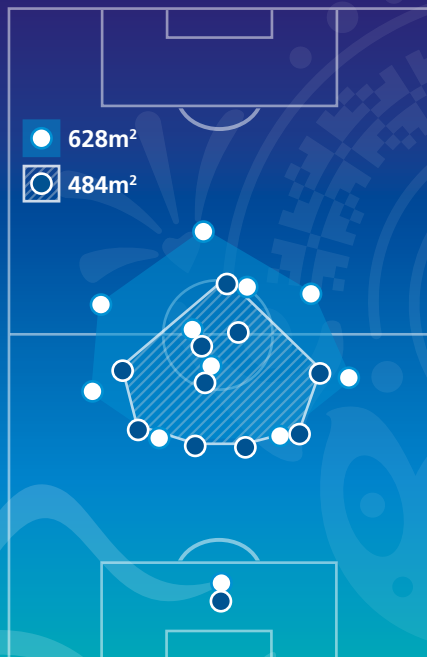
from penalties 0

from throw-ins 0



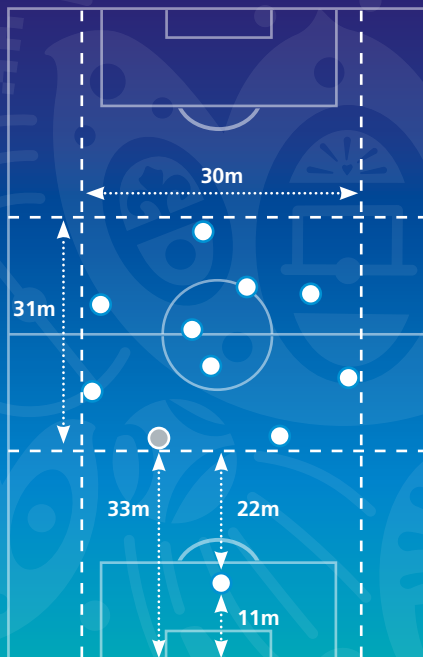
Team compactness

- In possession
- Out of possession

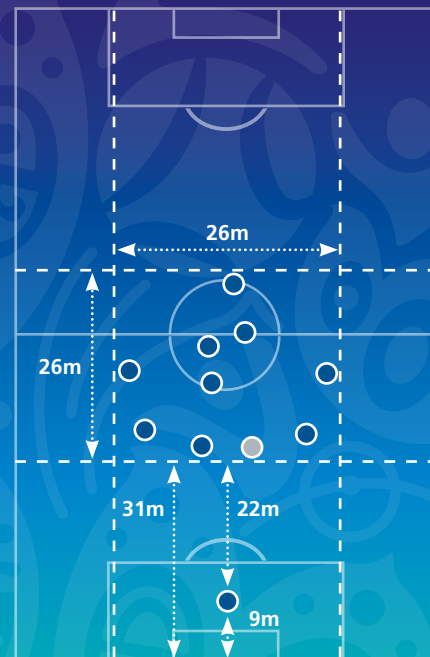


Team shape

- In possession
- Deepest defender

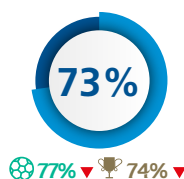


- Out of possession
- Deepest defender



The representation of player positions has been taken from one match. Team compactness and team shape data represents the team's tournament average.

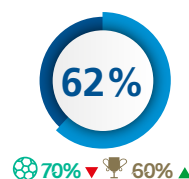
Team passing accuracy



Team passes 422

Final third	80%	41
Middle third	75%	231
Defensive third	72%	150

Goalkeeper passing success



Goalkeeper passes 32



32

Goalkeeper passing length

Short (<17m)	9
Medium (17-34m)	12
Long (>34m)	11

Defensive line breaks

Inside line breaks	5
Outside line breaks	5

Defensive line breaks against

Inside line breaks	3
Outside line breaks	7

Attacking entries

Penalty-area entries	20
Final-third entries	46

Attacking entries against

Final-third entries	81
Penalty-area entries	34

Opponents bypassed 260

293 ▼ 252 ▲

Opposition defenders bypassed 43

58 ▼ 51 ▼

Own players bypassed 393

293 ▲ 280 ▲

Own defenders bypassed 126

58 ▲ 56 ▲

% of final-third entries leading to shots



22% ▼ 20% ▼

>25 km/h 2,194m

2,236m ▼ 2,144m ▲

20-25 km/h 6,983m

6,464m ▲ 6,126m ▲

15-20 km/h 17,795m

16,199m ▲ 15,546m ▲

7-15 km/h 56,667m

51,198m ▲ 50,803m ▲

0-7 km/h 38,958m

42,074m ▼ 41,423m ▼

Total distance (km) 122.6

Distance >20 km/h 9,177

Distance >25 km/h 2,194

Activities >25 km/h 111

FIFA U-20 World Cup
Poland 2019

23 May - 15 June 2019

GROUP STAGE

23.05.2019

POL 0-2 COL

26.05.2019

POL 5-0 TAH

29.05.2019

SEN 0-0 POL

ROUND OF 16

02.06.2019

ITA 1-0 POL

QUARTER-FINALS

-

SEMI-FINALS

-

FINALS

-

Head coach

MAGIERA Jacek (POL)

Technical staff

KOZUB Paweł (Assistant coach)
 LUCZYWEK Tomasz (Assistant coach)
 KOWALEWSKI Wojciech
 (Goalkeeping coach)
 KRZEPOTA Sebastian (Fitness coach)



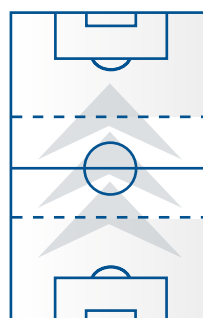
FIFA U-20 World Cup 2019 squad

	NO.	NAME		CLUB (COUNTRY)	MINS	G	A
GOALKEEPERS	1	MAJECKI Radosław	C	Legia Warsaw (POL)	360	0	
	12	MLECZKO Miłosz		Puszcza Niepołomice FC (POL)	0	0	
	21	NIEMCZYCKI Karol		NAC Breda (NED)	0	0	
DEFENDERS	2	NAWROCKI Maik		SV Werder Bremen (GER)	0	0	
	4	GRYSZKIEWICZ Adrian		Gornik Zabrze (POL)	28	0	
	5	SZOTA Serafin		Odra Opole (POL)	353	0	
	6	WALUKIEWICZ Sebastian		Pogon Szczecin (POL)	235	0	
MIDFIELDERS	11	BEDNARCZYK Jakub		FC St. Pauli (GER)	305	1	
	15	SOBOCINSKI Jan		LKS Lodz (POL)	360	0	
	3	PUCHACZ Tymoteusz	C	GKS Katowice (POL)	120	0	
	7	MAKOWSKI Tomasz		Lechia Gdansk (POL)	239	0	
FORWARDS	8	BOGUSZ Mateusz		Leeds United FC (ENG)	68	0	
	10	KOPACZ David		VfB Stuttgart (GER)	179	0	
	13	SKORAS Michał		Buk-Bet Termalica Nieciecza FC (POL)	169	0	
	14	ZAŁEWSKI Nicola		AS Roma (ITA)	90	0	1
	16	SLISZ Bartosz		Zagłębie Lubin (POL)	332	0	
	18	STANILEWICZ Adrian		Bayer 04 Leverkusen (GER)	346	0	
	19	LYSZCZARZ Adrian	C	GKS Katowice (POL)	92	0	
	20	ZYLLA Marcel		FC Bayern München (GER)	277	1	1
	9	STECZYK Dominik		1. FC Nürnberg (GER)	282	2	1
	17	BENEDYCZAK Adrian		Pogon Szczecin (POL)	125	1	

NO. = Squad number; C = Clean sheets; MINS = Minutes played; G = Goals; A = Assists.

Average possession

54% Total



22% Final third

50% Middle third

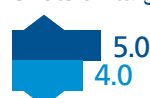
28% Defensive third

Shots per match



Shots per goal

Shots on target per match



Shots on target per goal

5

Goals scored

Goal location

3

Goals conceded

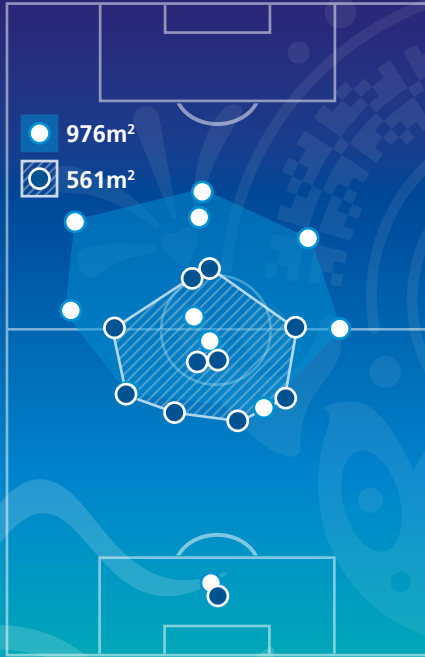
Goal location





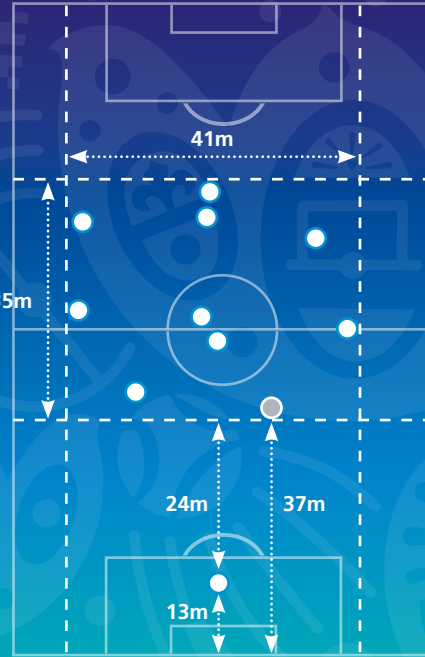
Team compactness

- In possession
- Out of possession

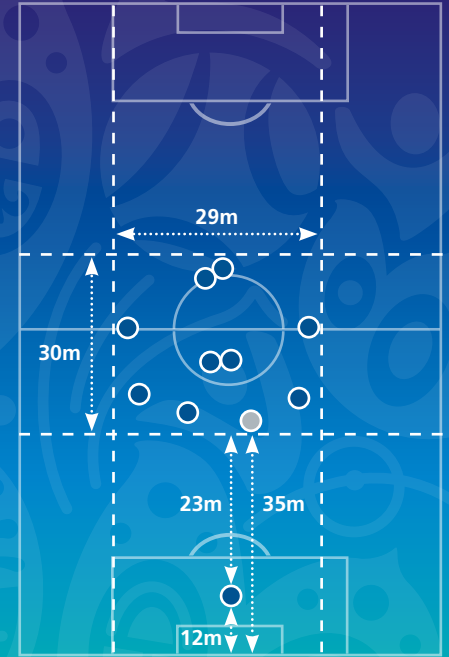


Team shape

- In possession
- Deepest defender

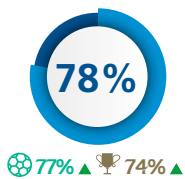


- Out of possession
- Deepest defender



The representation of player positions has been taken from one match. Team compactness and team shape data represents the team's tournament average.

Team passing accuracy

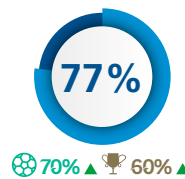


Team passes

515

Final third	74%	86
Middle third	78%	278
Defensive third	82%	151


Goalkeeper passing success



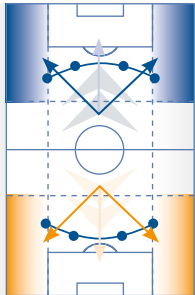
Goalkeeper passes



Goalkeeper passing length



Defensive line breaks



Inside line breaks	4
Outside line breaks	8

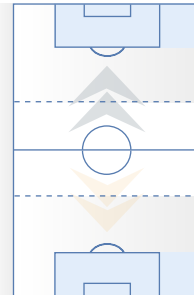
3.2 ▲ 1 ▲
6.6 ▲ 5 ▲

Defensive line breaks against

Inside line breaks	3
Outside line breaks	5

3.2 ▼ 1 ▼
6.6 ▼ 6 ▼

Attacking entries



Penalty-area entries	39
Final-third entries	66

31 ▲ 27 ▲
57 ▲ 54 ▲

Attacking entries against

Final-third entries	55
Penalty-area entries	26

57 ▼ 58 ▼
31 ▼ 31 ▼

Opponents bypassed



Opposition defenders bypassed



Own players bypassed



Own defenders bypassed



% of final-third entries leading to shots



>25 km/h



20-25 km/h



15-20 km/h



7-15 km/h



0-7 km/h



Total distance (km) 116.5

Distance >20 km/h 10,297

Distance >25 km/h 2,993

Activities >25 km/h 149

FIFA U-20 World Cup
Poland 2019

23 May - 15 June 2019

GROUP STAGE

25.05.2019

POR 1-0 KOR

28.05.2019

POR 0-2 ARG

31.05.2019

RSA 1-1 POR

ROUND OF 16

QUARTER-FINALS

SEMI-FINALS

FINALS



JOTA



GEDSON



R. LEAO



M. LUIS



TRINCAO



F. LUIS



VINAGRE



D. LEITE



QUEIROS



DALOT



J. VIRGINIA

Head coach

SOUSA Hélio (POR)

Technical staff

CARNEIRO José (Assistant coach)

MILHEIRO Joaquim (Assistant coach)

ESPINHA Pedro (Goalkeeping coach)

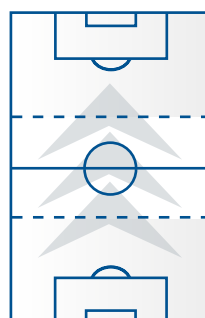
FIFA U-20 World Cup 2019 squad

	NO.	NAME	CLUB (COUNTRY)	MIN	G	A
GOALKEEPERS	1	DIOGO COSTA	FC Porto (POR)	0	0	
	12	JOAO VIRGINIA	Everton FC (ENG)	270	0	
	21	LUIS MAXIMIANO	Sporting CP (POR)	0	0	
DEFENDERS	2	DIOGO DALOT	Manchester United FC (ENG)	180	0	
	3	DIOGO QUEIROS	FC Porto (POR)	270	0	
	4	DIOGO LEITE	FC Porto (POR)	270	0	
	5	RUBEN VINAGRE	Wolverhampton Wanderers FC (ENG)	232	0	
	14	THIERRY CORREIA	Sporting CP (POR)	90	0	1
	15	MOURA	Sporting Braga (POR)	38	0	
MIDFIELDERS	16	ROMAIN CORREIA	Vitoria Guimaraes (POR)	0	0	
	6	FLORENTINO LUIS	SL Benfica (POR)	270	0	
	8	GEDSON	SL Benfica (POR)	270	0	
	10	MIGUEL LUIS	Sporting CP (POR)	159	0	
	13	NUNO PINA	AC Chievo Verona (ITA)	8	0	
	20	NUNO SANTOS	SL Benfica (POR)	69	0	
FORWARDS	7	JOTA	SL Benfica (POR)	244	0	1
	9	RAFAEL LEAO	Lille OSC (FRA)	270	1	
	11	MESAUQUE DJU	West Ham United FC (ENG)	28	0	
	17	TRINCAO	Sporting Braga (POR)	241	1	
	18	PEDRO NETO	SS Lazio (ITA)	26	0	
	19	PEDRO MARTELO	Sporting Braga (POR)	35	0	

NO. = Squad number; = Clean sheets; MIN = Minutes played; G = Goals; A = Assists.

Average possession

60% Total



26% Final third

45% Middle third

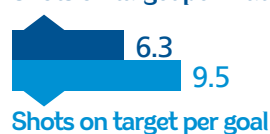
28% Defensive third

Shots per match



Shots per goal

Shots on target per match

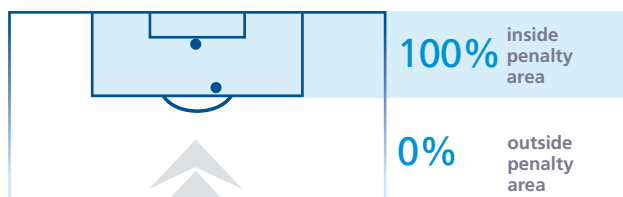


Shots on target per goal

2

Goals scored

Goal location



2 open-play goals

0 set-piece goals

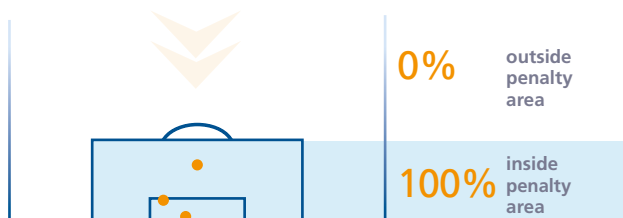
0 own-goals

	from corners	0
	from free kicks	0
	from penalties	0
	from throw-ins	0

3

Goals conceded

Goal location



1 open-play goals

2 set-piece goals

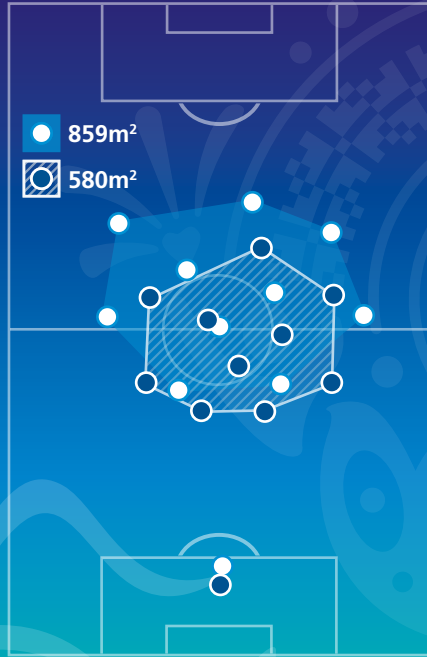
0 own-goals

	from corners	0
	from free kicks	1
	from penalties	1
	from throw-ins	0



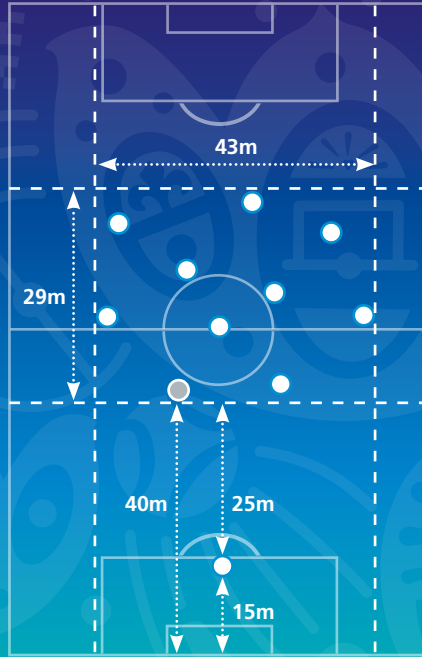
Team compactness

- In possession
- Out of possession

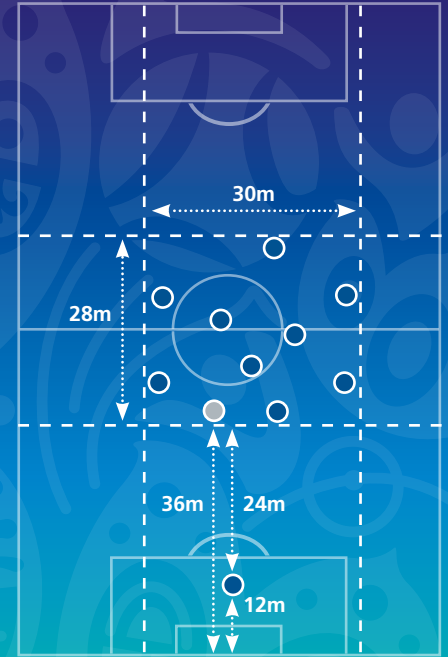


Team shape

- In possession
- Deepest defender

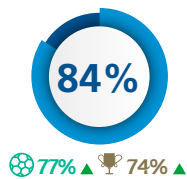


- Out of possession
- Deepest defender



The representation of player positions has been taken from one match. Team compactness and team shape data represents the team's tournament average.

Team passing accuracy

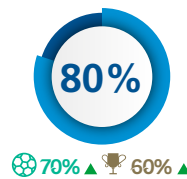


Team passes

539

Final third	81%	121
Middle third	86%	285
Defensive third	82%	133

Goalkeeper passing success




Goalkeeper passes

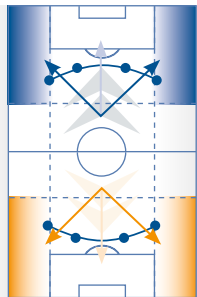
26

29▼ 22▲

Goalkeeper passing length



Defensive line breaks



Inside line breaks	2
Outside line breaks	8

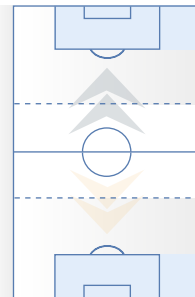
3.2▼ 1▲
6.6▲ 5▲

Defensive line breaks against

Inside line breaks	2
Outside line breaks	6

3.2▼ 1▲
6.6▼ 6—

Attacking entries



Penalty-area entries	43
Final-third entries	62

31▲ 27▲
57▲ 54▲

Attacking entries against

Final-third entries	50
Penalty-area entries	28

57▼ 58▼
31▼ 31▼

Opponents bypassed

293▲ 252▲

Opposition defenders bypassed

58▼ 51▼

Own players bypassed

293▼ 280▼

Own defenders bypassed

58▼ 56▼

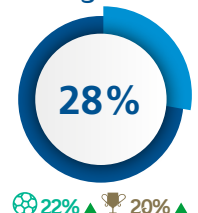
321

47

196

27

% of final-third entries leading to shots



>25 km/h

2,236m▲ 2,144m▲

20-25 km/h

6,464m▼ 6,126m▲

15-20 km/h

16,199m▼ 15,546m▼

7-15 km/h

51,198m▼ 50,803m▼

0-7 km/h

42,074m▼ 41,423m▼

2,251m

6,329m

15,325m

50,088m

39,326m

Total distance (km) 113.3

Distance >20 km/h 8,580

Distance >25 km/h 2,251

Activities >25 km/h 121

FIFA U-20 World Cup
Poland 2019

23 May - 15 June 2019

GROUP STAGE

24.05.2019

QAT 0-4 NGA

27.05.2019

QAT 0-1 UKR

30.05.2019

USA 1-0 QAT

ROUND OF 16

QUARTER-FINALS

SEMI-FINALS

FINALS

Head coach

BRUNO MIGUEL (POR)

Technical staff

GODINHO Lino (Assistant coach)

MARTINS Leonardo (Goalkeeping coach)



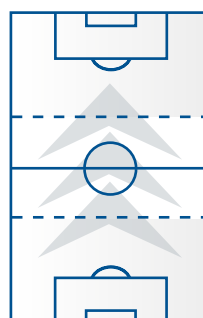
FIFA U-20 World Cup 2019 squad

	NO.	NAME	CLUB (COUNTRY)	MIN	G	A
GOALKEEPERS	1	SALAH ZAKARIA	KAS Eupen (BEL)	0	0	
	18	SHEHAB MAMDOUH	Al-Duhail SC (QAT)	270	0	
	21	MARWAN BADRELDIN	Al Ahli SC (QAT)	0	0	
DEFENDERS	2	NASIR PEER	C Qatar SC (QAT)	175	0	
	3	AHMED ALMINHALI	Al Sailiya SC (QAT)	196	0	
	5	YOUSSEF AYMAN	Qatar SC (QAT)	0	0	
	12	HOMAM AHMED	KAS Eupen (BEL)	74	0	
	13	ALI MALOLAH	Al Wakrah SC (QAT)	90	0	
MIDFIELDERS	15	BAHAA MAMDOUH	Al Sadd SC (QAT)	270	0	
	19	AHMED SUHAIL	C Al Ahli SC (QAT)	270	0	
	4	ABDOLLAH ALI	KAS Eupen (BEL)	45	0	
	6	NASSER ALYAZIDI	Al-Duhail SC (QAT)	13	0	
	8	ANDRI SYAHPUTRA	Al Gharafa SC (QAT)	270	0	
	10	KHALED MOHAMMED	Qatar SC (QAT)	225	0	
	11	ABDULLA NASSER	Al Khor SC (QAT)	133	0	
	14	EISA AHMAD	Qatar SC (QAT)	55	0	
	16	HASHIM ALI	Al Arabi SC (QAT)	216	0	
	17	MOHAMMED WAAD	Al Ahli SC (QAT)	257	0	
FORWARDS	20	AHMAD YASSER	Al-Duhail SC (QAT)	0	0	
	7	ABDULRASHEED UMARU	Al Ahli SC (QAT)	136	0	
	9	YUSUF ABDURISAG	Al Arabi SC (QAT)	270	0	

NO. = Squad number; = Clean sheets; MIN = Minutes played; G = Goals; A = Assists.

Average possession

49% Total



16% Final third

45% Middle third

38% Defensive third

Shots per match



Shots per goal

Shots on target per match



Shots on target per goal

0

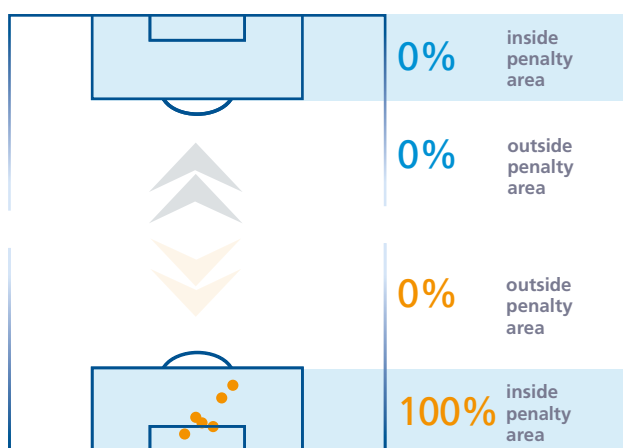
Goals scored

Goal location

6

Goals conceded

Goal location



0 open-play goals

0 set-piece goals

0 own-goals

5 open-play goals

1 set-piece goals

0 own-goals

from corners 0

from free kicks 0

from penalties 0

from throw-ins 0

from corners 1

from free kicks 0

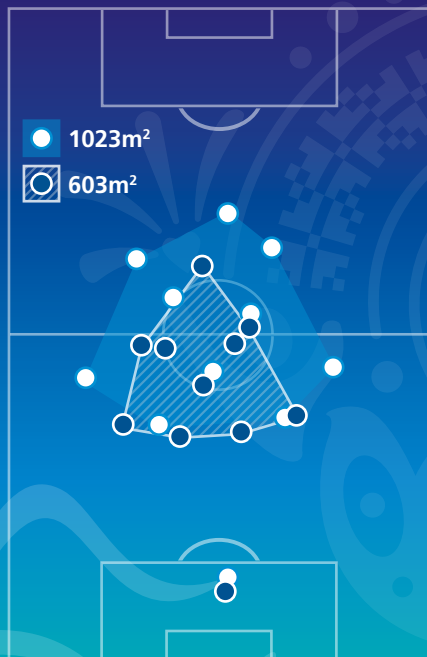
from penalties 0

from throw-ins 0



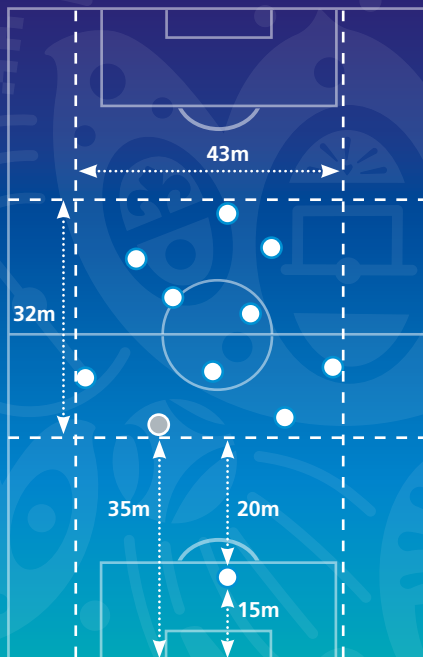
Team compactness

- In possession
- Out of possession

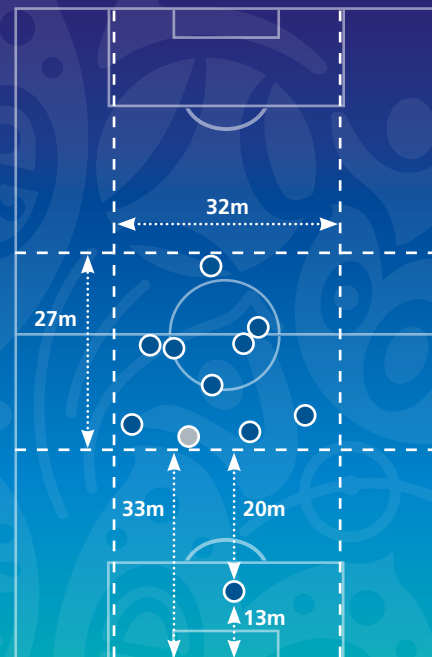


Team shape

- In possession
- Deepest defender

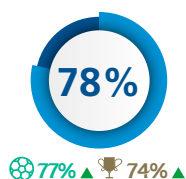


- Out of possession
- Deepest defender



The representation of player positions has been taken from one match. Team compactness and team shape data represents the team's tournament average.

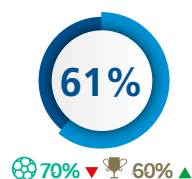
Team passing accuracy



Team passes 417

Final third	77%	68
Middle third	80%	230
Defensive third	75%	119

Goalkeeper passing success



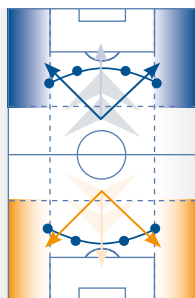
Goalkeeper passes



Goalkeeper passing length

Short (<17m)	9
Medium (17-34m)	12
Long (>34m)	12

Defensive line breaks



Defensive line breaks against

Inside line breaks	2
Outside line breaks	8

Attacking entries



Attacking entries against

Final-third entries	53
Penalty-area entries	29

Opponents bypassed



Opposition defenders bypassed



Own players bypassed



Own defenders bypassed



% of final-third entries leading to shots



>25 km/h



20-25 km/h



15-20 km/h



7-15 km/h



0-7 km/h



Total distance (km) 116.7

Distance >20 km/h 9,332

Distance >25 km/h 2,238

Activities >25 km/h 122



FIFA U-20 World Cup Poland 2019

23 May - 15 June 2019

GROUP STAGE

23.05.2019

TAH 0-3 SEN

26.05.2019

SEN 2-0 COL

29.05.2019

SEN 0-0 POL

ROUND OF 16

03.06.2019

SEN 2-1 NGA

QUARTER-FINALS

08.06.2019

KOR 3-3 SEN

Korea Rep. win on penalties (3-2)

SEMI-FINALS

FINALS

Head coach

DABO Youssouph (SEN)

Technical staff

AIDARA Seydina (Assistant coach)

ASSANE Faye (Fitness coach)

FALL Khalifa (Fitness coach)



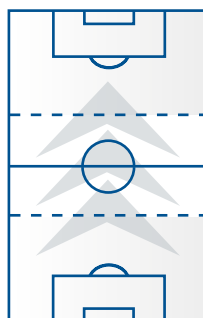
FIFA U-20 World Cup 2019 squad

	NO.	NAME	CLUB (COUNTRY)	MIN	G	A
GOALKEEPERS	1	SARR Cheikh	Gimnastic de Tarragona (ESP)	0	0	
	16	NDIAYE Dialy	Cayor Foot FC (SEN)	480	0	
	21	DJIBA Francois	Diambars FC (SEN)	0	0	
DEFENDERS	2	NDIAYE Moussa	Excellence Foot (SEN)	442	0	
	3	MENDY Formose	Darou Salam-ASMA (SEN)	90	0	
	5	AW Souleymane	KAS Eupen (BEL)	480	0	
	6	NDIAYE Niakhate	AS Dakar Sacre Coeur (SEN)	0	0	
	8	MBOW Mamadou	Stade de Reims (FRA)	39	0	
	12	DIOUNKOU Alpha	Manchester City FC (ENG)	390	0	1
MIDFIELDERS	13	CISSE Souleymane	Stade de Mbour (SEN)	480	0	
	4	DIAGNE Cavin	Le Mans FC (FRA)	480	1	1
	10	DRAME Ibrahima	Diambars FC (SEN)	142	0	
	15	NIANG Ousseynou	Diambars FC (SEN)	233	0	
	17	LOPY Dion	Oslo FA (SEN)	352	1	
	18	NDAW Faly	Teungueth FC (SEN)	90	0	
	20	CISS Amadou	Fortuna Sittard (NED)	379	1	
	7	SAGNA Amadou	Cayor Foot FC (SEN)	336	4	
FORWARDS	9	NDIAYE Dia	FC Metz (FRA)	107	0	
	11	DANFA Mamadou	Casa Sports de Ziguinchor FC (SEN)	21	0	1
	14	NIANE Ibrahima	FC Metz (FRA)	337	3	2
	19	BADJI Youssouph	Casa Sports de Ziguinchor FC (SEN)	402	0	1

NO. = Squad number; = Clean sheets; MIN = Minutes played; G = Goals; A = Assists.

Average possession

46% Total



23% Final third

44% Middle third

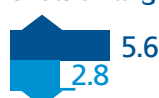
33% Defensive third

Shots per match



Shots per goal

Shots on target per match



Shots on target per goal

10

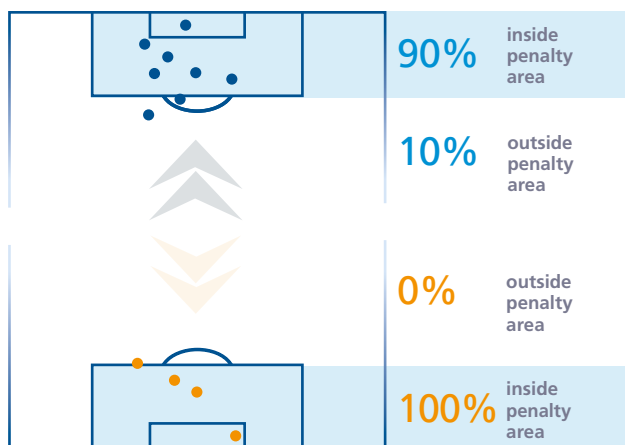
Goals scored

Goal location

4

Goals conceded

Goal location



90%

inside penalty area

10%

outside penalty area

7 open-play goals

3 set-piece goals

0 own-goals

from corners 0

from free kicks 0

from penalties 3

from throw-ins 0

0%

outside penalty area

100%

inside penalty area

1 open-play goals

3 set-piece goals

0 own-goals

from corners 1

from free kicks 1

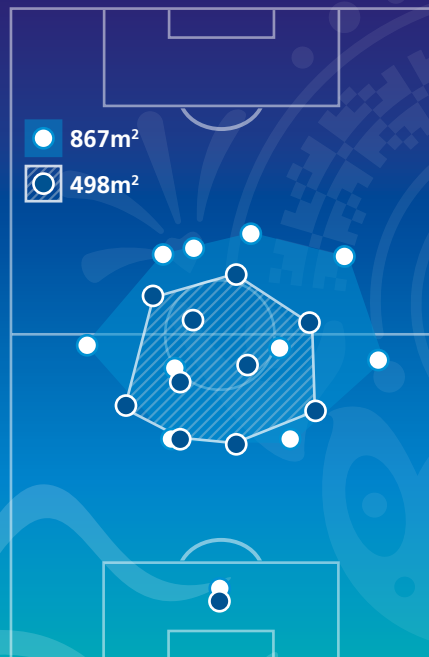
from penalties 1

from throw-ins 0



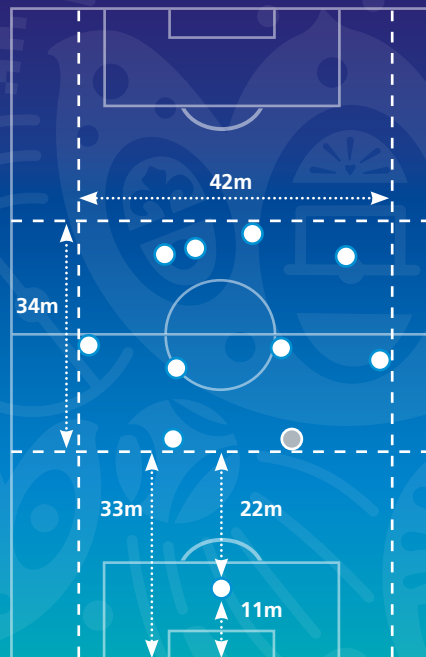
Team compactness

- In possession
- Out of possession

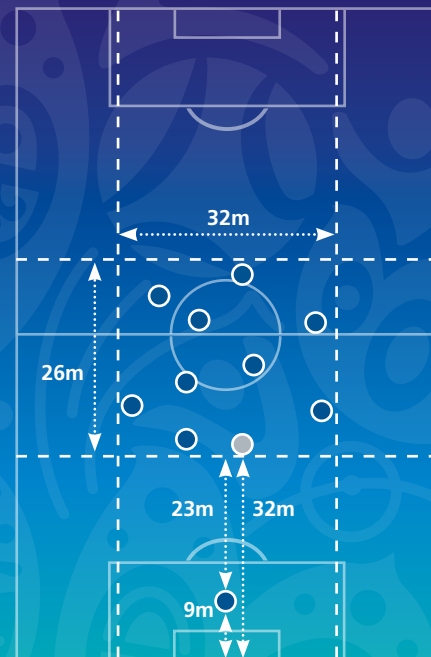


Team shape

- In possession
- Deepest defender

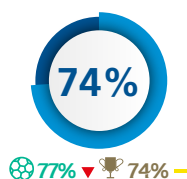


- Out of possession
- Deepest defender



The representation of player positions has been taken from one match. Team compactness and team shape data represents the team's tournament average.

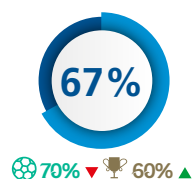
Team passing accuracy



Team passes 408

Final third	74%	71
Middle third	76%	201
Defensive third	75%	136

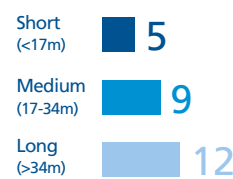
Goalkeeper passing success



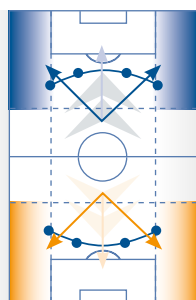
Goalkeeper passes



Goalkeeper passing length



Defensive line breaks



Inside line breaks	4
Outside line breaks	6

3.2 ▲ 🏆 1 ▲
6.6 ▼ 🏆 5 ▲

Defensive line breaks against

Inside line breaks	2
Outside line breaks	6

3.2 ▼ 🏆 1 ▲
6.6 ▼ 🏆 6 —

Attacking entries



Penalty-area entries	33
Final-third entries	54

31 ▲ 🏆 27 ▲
57 ▼ 🏆 54 —

Attacking entries against

Final-third entries	65
Penalty-area entries	25

57 ▲ 🏆 58 ▲
31 ▼ 🏆 31 ▼

Opponents bypassed



Opposition defenders bypassed



Own players bypassed



Own defenders bypassed



% of final-third entries leading to shots



>25 km/h



20-25 km/h



15-20 km/h



7-15 km/h



0-7 km/h



Total distance (km) 114.8

Distance >20 km/h 8,453

Distance >25 km/h 2,128

Activities >25 km/h 111

FIFA U-20 World Cup
Poland 2019

23 May - 15 June 2019

GROUP STAGE

25.05.2019

ARG 5-2 RSA

28.05.2019

RSA 0-1 KOR

31.05.2019

RSA 1-1 POR

ROUND OF 16

QUARTER-FINALS

SEMI-FINALS

FINALS

Head coach

SENONG Thabo (RSA)

Technical staff

BISHOP Shawn (Assistant coach)
SHIBURI Tsakani (Goalkeeping coach)
MELESI Kopano (Fitness coach)

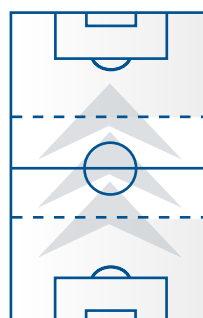
FIFA U-20 World Cup 2019 squad

	NO.	NAME	CLUB (COUNTRY)	MINS	G	A
GOALKEEPERS	1	THUNTSANE Kopano	Orlando Pirates FC (RSA)	0	0	
	16	BAADJIES Glen	Mamelodi Sundowns FC (RSA)	8	0	
	20	KUBHEKA Khulekani	Cape Umoya FC (RSA)	262	0	
DEFENDERS	2	ABRAHAMS Keenan	Ajax Cape Town FC (RSA)	270	0	
	3	KHUPE Givemore	Cape Umoya FC (RSA)	180	0	
	4	MODISE Malebogo	Mamelodi Sundowns FC (RSA)	180	0	
	5	MABILISO Sbusiso	AmaZulu FC (RSA)	90	0	
	6	GCABA Fezile	Orlando Pirates FC (RSA)	90	0	
	8	BLOM Njabulo	Kaizer Chiefs FC (RSA)	135	0	
MIDFIELDERS	13	PHILLIPS Keenan	Bidvest Wits FC (RSA)	65	1	
	21	MOLOISANE Brendon	Mamelodi Sundowns FC (RSA)	180	0	
	7	MKHUMA Promise	Mamelodi Sundowns FC (RSA)	164	0	1
	9	APPOLLIS Oswin	SuperSport United FC (RSA)	168	0	
	11	LESHABELA Thakgalo	Leicester City FC (ENG)	76	0	
	12	MONYANE James	Orlando Pirates FC (RSA)	163	1	
FORWARDS	15	MKHIZE Siphehile	Mamelodi Sundowns FC (RSA)	270	0	
	19	KODISANG Kobamelo	AD Sanjoanense FC (POR)	230	0	
	10	FOSTER Lyle	AS Monaco (FRA)	112	1	
	14	KHANYI Muzomuhle	Bidvest Wits FC (RSA)	14	0	
	17	PHEWA Luvuyo	Real Kings FC (RSA)	180	0	
	18	THETHANI Leo	AFC Ajax (NED)	108	0	

NO. = Squad number; = Clean sheets; MINS = Minutes played; G = Goals; A = Assists.

Average possession

40% Total



16% Final third

38% Middle third

45% Defensive third

Shots per match



Shots per goal

Shots on target per match

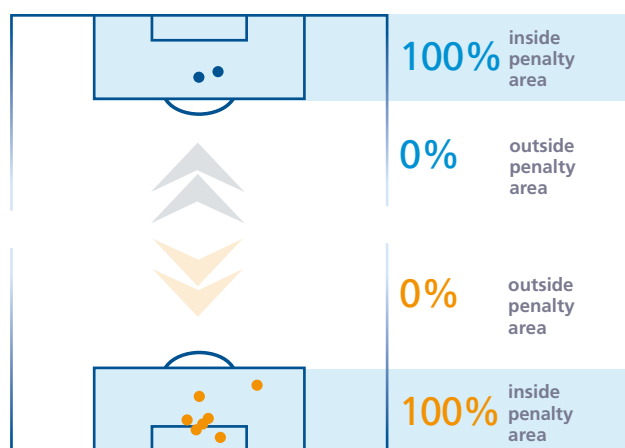


Shots on target per goal

3

Goals scored

Goal location



100% inside penalty area

0% outside penalty area

0 open-play goals

3 set-piece goals

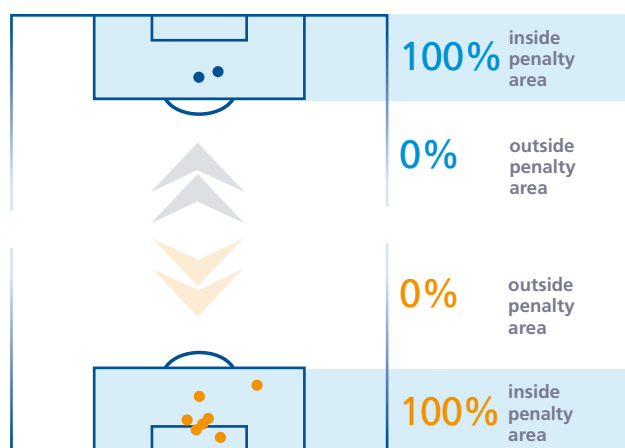
0 own-goals

 from corners 0
 from free kicks 1
 from penalties 2
 from throw-ins 0

7

Goals conceded

Goal location



0% outside penalty area

100% inside penalty area

4 open-play goals

3 set-piece goals

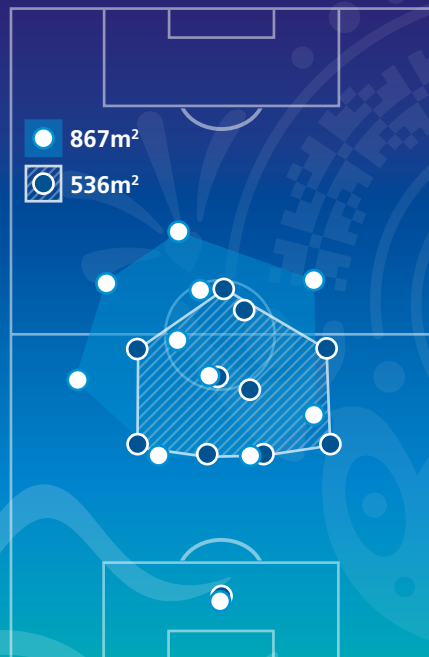
0 own-goals

 from corners 2
 from free kicks 0
 from penalties 1
 from throw-ins 0



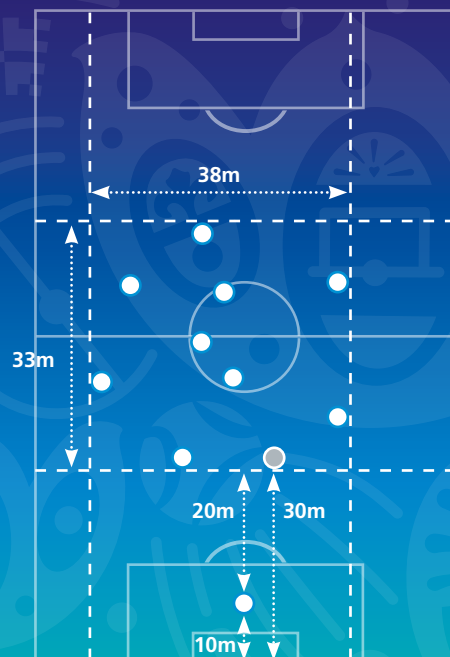
Team compactness

- In possession
- Out of possession

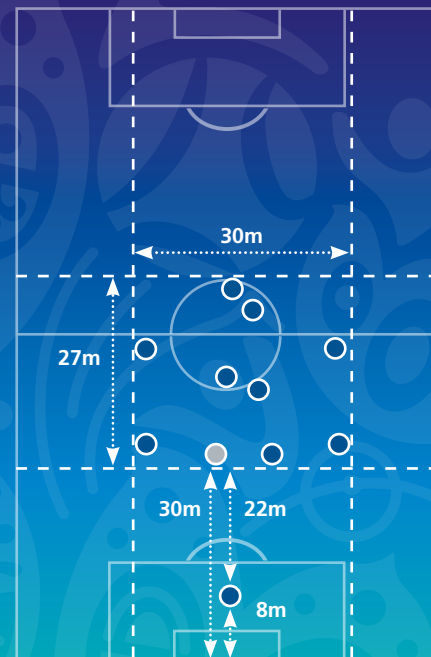


Team shape

- In possession
- Deepest defender

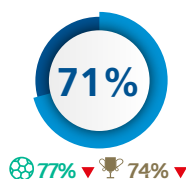


- Out of possession
- Deepest defender



The representation of player positions has been taken from one match. Team compactness and team shape data represents the team's tournament average.

Team passing accuracy

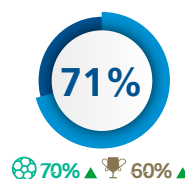


Team passes

326

Final third	69%	45
Middle third	69%	138
Defensive third	74%	143

Goalkeeper passing success



Goalkeeper passes

28

Goalkeeper passing length

Short (<17m)	6
Medium (17-34m)	7
Long (>34m)	15

Defensive line breaks

Inside line breaks	2
Outside line breaks	6

Defensive line breaks against

Inside line breaks	0
Outside line breaks	6

Attacking entries

Penalty-area entries	28
Final-third entries	46

Attacking entries against

Final-third entries	68
Penalty-area entries	45

Opponents bypassed

219

Opposition defenders bypassed

30

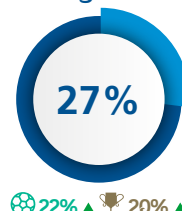
Own players bypassed

305

Own defenders bypassed

45

% of final-third entries leading to shots



>25 km/h

2,306m

20-25 km/h

6,742m

15-20 km/h

16,449m

7-15 km/h

51,181m

0-7 km/h

40,749m

Total distance (km) 117.4

Distance >20 km/h 9,048

Distance >25 km/h 2,306

Activities >25 km/h 119

FIFA U-20 World Cup
Poland 2019

23 May - 15 June 2019

GROUP STAGE

23.05.2019

TAH 0-3 SEN

26.05.2019

POL 5-0 TAH

29.05.2019

COL 6-0 TAH

ROUND OF 16

QUARTER-FINALS

SEMI-FINALS

FINALS

KASPARD

TEHAU

Head coach

TEHAAMOANA Bruno (TAH)

Technical staff

TEUIRA Alberic (Assistant coach)
BENOIT Vulvin (Goalkeeping coach)

VIVI

BEAUMERT

BREMONT

MORGANT

QUARTER-FINALS

SEMI-FINALS

FINALS

HEITAA

LIPARO

TEHAAMOANA

TEUMERE

21

PITO

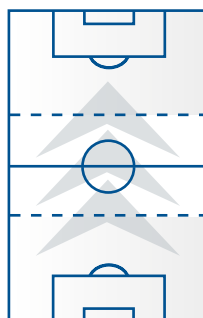
FIFA U-20 World Cup 2019 squad

	NO.	NAME	CLUB (COUNTRY)	MINS	G	A
GOALKEEPERS	1	CAPEL Josselin	AS Saint-Etienne (FRA)	0	0	
	16	TAMATAI Tevearai	AS Venus (TAH)	0	0	
	21	PITO Moana	AS Tefana (TAH)	270	0	
DEFENDERS	2	LIPARO Samuel	US Concarneau FC (FRA)	135	0	
	3	TEHAAMOANA Hennel	AS Dragon (TAH)	178	0	
	5	TAVE Etienne	AS Venus (TAH)	143	0	
	11	HEITAA Mauri	AS Venus (TAH)	165	0	
	18	TEUMERE Tevaitini	Toulouse FC (FRA)	270	0	
	4	MORGANT Kavaiei	Trelissac FC (FRA)	270	0	
MIDFIELDERS	6	BREMONT Terai	Toulouse FC (FRA)	235	0	
	8	VIVI Yann	JT FC (TAH)	109	0	
	10	TEHAU Roonui	C AS Dragon (TAH)	270	0	
	12	BOUBE Hugo	AS Jeunes Tahitiens (TAH)	0	0	
	13	BEAUMERT Kalahani	Stade Bordelais FC (FRA)	135	0	
	15	HOLOZET Tehauarii	AS Tefana (TAH)	150	0	
FORWARDS	17	ARANEDA Diego	AS Central Sport (TAH)	45	0	
	19	FERRAND Herehaunui	AS Central Sport (TAH)	27	0	
	20	MARO Kitin	AS Venus (TAH)	128	0	
	7	AMAU Ramanui	AS Venus (TAH)	45	0	
	9	KASPARD Eddy	Trelissac FC (FRA)	180	0	
	14	TUFARIUA Tutehau	AS Taiaapu FC (TAH)	206	0	

NO. = Squad number; = Clean sheets; MINS = Minutes played; G = Goals; A = Assists.

Average possession

38% Total



9% Final third

41% Middle third

50% Defensive third

Shots per match

5.0

Shots per goal

Shots on target per match

0.7

Shots on target per goal

0

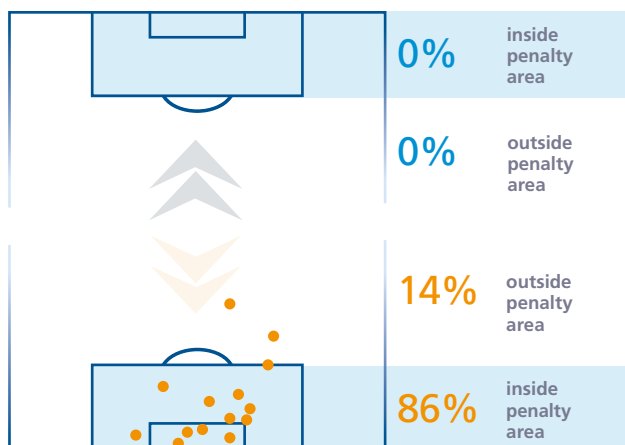
Goals scored

Goal location

14

Goals conceded

Goal location



0%

inside penalty area

0%

outside penalty area

14%

outside penalty area

86%

inside penalty area

0 open-play goals

0 set-piece goals

0 own-goals



from corners 0



from free kicks 0



from penalties 0



from throw-ins 0



from corners 1



from free kicks 1



from penalties 0

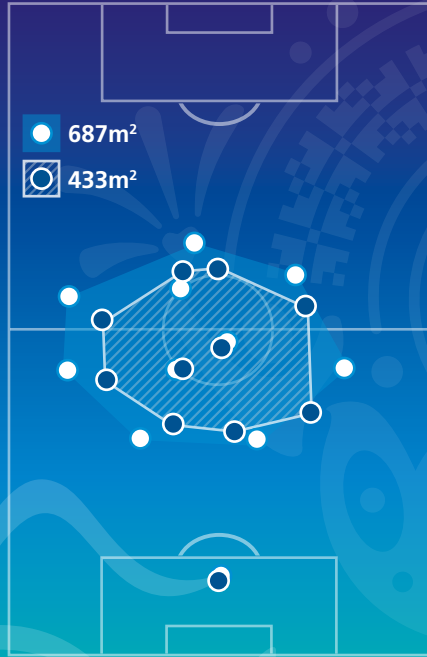


from throw-ins 0



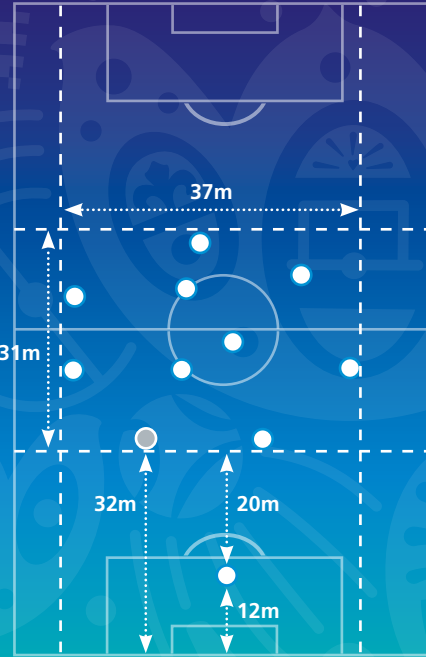
Team compactness

- In possession
- Out of possession

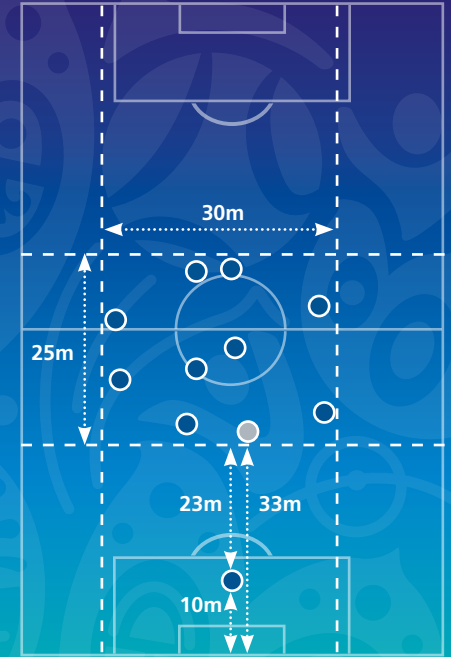


Team shape

- In possession
- Deepest defender

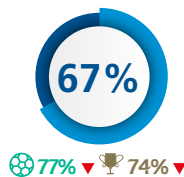


- Out of possession
- Deepest defender



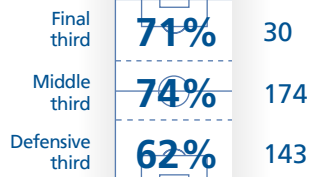
The representation of player positions has been taken from one match. Team compactness and team shape data represents the team's tournament average.

Team passing accuracy



Team passes

347



Goalkeeper passing success



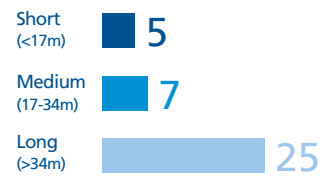
Goalkeeper passes

37

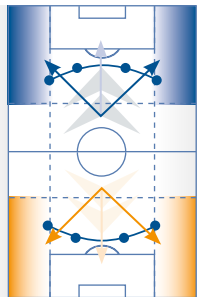
70% ▼ 60% ▼

29 ▲ 22 ▲

Goalkeeper passing length



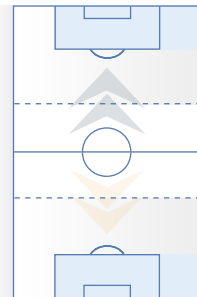
Defensive line breaks



Defensive line breaks against



Attacking entries



Attacking entries against



Opponents bypassed

293 ▼ 252 ▼

205

Opposition defenders bypassed

58 ▼ 51 ▼

33

Own players bypassed

293 ▲ 280 ▲

432

Own defenders bypassed

58 ▼ 56 ▼

54

% of final-third entries leading to shots



22% ▼ 20% ▼

>25 km/h

2,236m ▼ 2,144m ▼

1,725m

20-25 km/h

6,464m ▲ 6,126m ▲

6,467m

15-20 km/h

16,199m ▼ 15,546m ▲

16,083m

7-15 km/h

51,198m ▲ 50,803m ▲

53,795m

0-7 km/h

42,074m ▼ 41,423m ▼

39,949m

Total distance (km) 118.0

Distance >20 km/h 8,192

Distance >25 km/h 1,725

Activities >25 km/h 93



FIFA U-20 World Cup Poland 2019

23 May - 15 June 2019

GROUP STAGE

24.05.2019

UKR 2-1 USA

27.05.2019

QAT 0-1 UKR

30.05.2019

NGA 1-1 UKR

ROUND OF 16

03.06.2019

UKR 4-1 PAN

QUARTER-FINALS

07.06.2019

COL 0-1 UKR

SEMI-FINALS

11.06.2019

UKR 1-0 ITA

FINALS

15.06.2019

UKR 3-1 KOR

Head coach

PETRAKOV Oleksandr (UKR)

Technical staff

ANNENKOV Andrii (Assistant coach)

KERNOZENKO Viacheslav

(Goalkeeping coach)

RUZHENTSEV Viacheslav (Fitness coach)



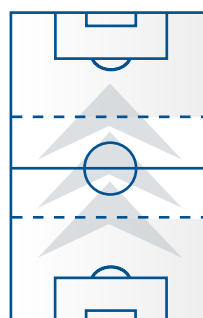
FIFA U-20 World Cup 2019 squad

	NO.	NAME	CLUB (COUNTRY)	MINS	G	A
GOALKEEPERS	1	LUNIN Andriy	CD Leganés (ESP)	540	0	
	12	KUCHERUK Vladyslav	FC Dynamo Kyiv (UKR)	90	0	
	20	RIZNYK Dmytro	FC Vorsklya Poltava (UKR)	0	0	
DEFENDERS	2	BONDAR Valerii	FC Shakhtar Donetsk (UKR)	630	0	
	3	SAFRONOV Oleksandr	SC Dnipro-1 (UKR)	191	0	
	4	POPOV Denys	FC Dynamo Kyiv (UKR)	525	3	
	5	VEREMIIENKO Oleh	FC Kalush (UKR)	0	0	
	9	KORNIENKO Viktor	FC Shakhtar Donetsk (UKR)	585	0	
MIDFIELDERS	13	BESKOROVAINYI Danylo	MFK Zemplín Michalovce (SVK)	630	0	
	17	KONOPLIA Yuhym	FC Shakhtar Donetsk (UKR)	540	0	4
	19	SNURNITSYN Ihor	FC Olimpik (UKR)	45	0	
	6	CHEKH Maksym	FC Shakhtar Donetsk (UKR)	422	0	
	7	TSITAISHVILI Heorhii	FC Dynamo Kyiv (UKR)	338	1	1
	8	KHAKHLOV Oleksiy	Deportivo Alavés (ESP)	208	0	
	10	BULETSA Serhii	FC Dynamo Kyiv (UKR)	539	3	2
FORWARDS	15	DRYSHLIUK Kyrylo	FC Oleksandriya (UKR)	450	0	1
	16	MUSOLITIN Mykola	FC Chernomorets Odessa (UKR)	180	0	
	21	KASHCHUK Oleksii	FC Shakhtar Donetsk (UKR)	294	0	1
	11	SUPRIAHA Vladyslav	FC Dynamo Kyiv (UKR)	340	2	
	14	SIKAN Danylo	FC Mariupol (UKR)	280	4	
	18	USTYMENKO Denys	FC Oleksandriya (UKR)	92	0	

NO. = Squad number; = Clean sheets; MINS = Minutes played; G = Goals; A = Assists.

Average possession

45% Total



15% Final third

46% Middle third

39% Defensive third

Shots per match



Shots per goal

Shots on target per match



Shots on target per goal

13

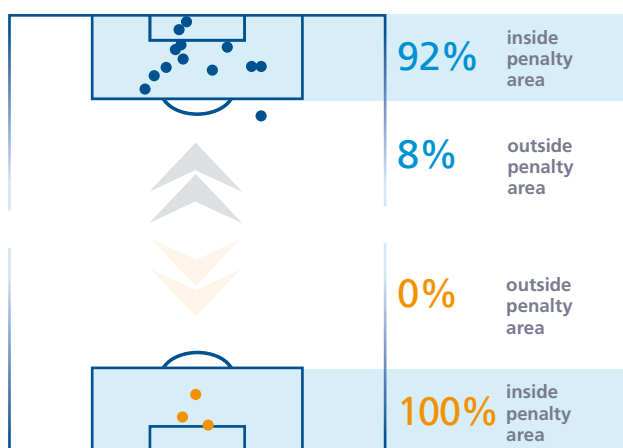
Goals scored

Goal location

4

Goals conceded

Goal location



11 open-play goals

2 set-piece goals

0 own-goals

2 open-play goals

2 set-piece goals

0 own-goals

from corners 2

from free kicks 0

from penalties 0

from throw-ins 0

from corners 0

from free kicks 0

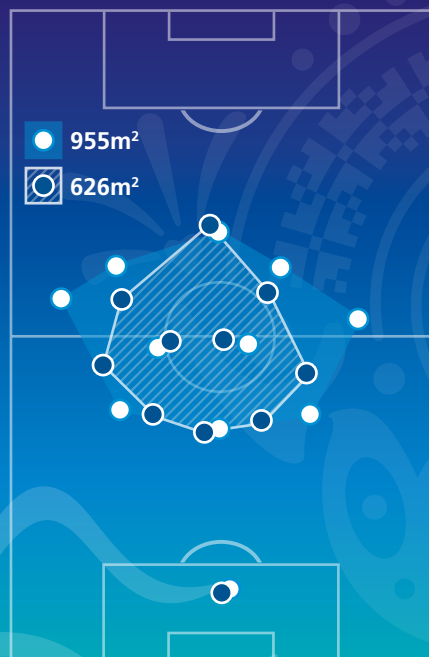
from penalties 2

from throw-ins 0



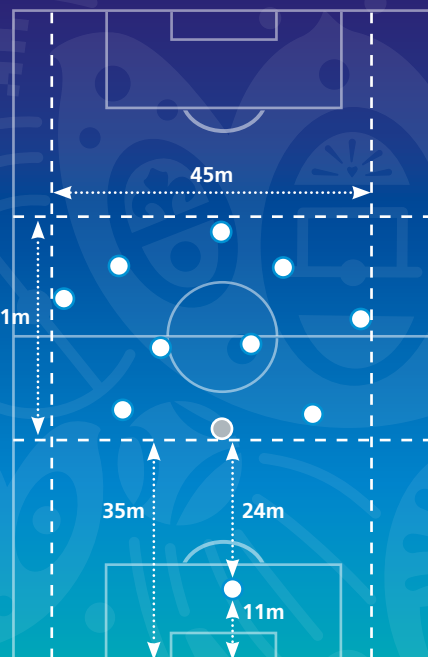
Team compactness

- In possession
- Out of possession

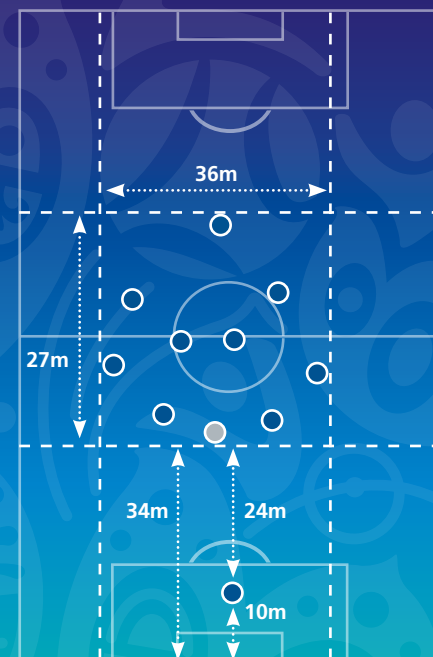


Team shape

- In possession
- Deepest defender



- Out of possession
- Deepest defender



The representation of player positions has been taken from one match. Team compactness and team shape data represents the team's tournament average.

Team passing accuracy



77% ▼

Team passes

409

Final third	71%	44
Middle third	76%	226
Defensive third	75%	139

Goalkeeper passing success



70% ▼

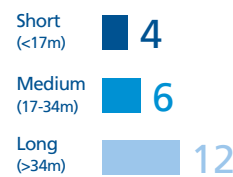
Goalkeeper passes



22

29 ▼

Goalkeeper passing length



Defensive line breaks



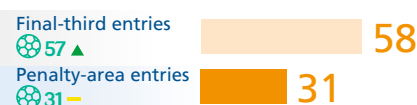
Defensive line breaks against



Attacking entries



Attacking entries against



Opponents bypassed



Opposition defenders bypassed



Own players bypassed



Own defenders bypassed



% of final-third entries leading to shots



22% ▼

>25 km/h



20-25 km/h



15-20 km/h



7-15 km/h



0-7 km/h



42,074m ▼

Total distance (km) 116.0

Distance >20 km/h 8,270

Distance >25 km/h 2,144

Activities >25 km/h 110

FIFA U-20 World Cup
Poland 2019

23 May - 15 June 2019

GROUP STAGE

24.05.2019

URU 0-0 NOR

27.05.2019

HON 0-2 URU

30.05.2019

NZL 0-2 URU

ROUND OF 16

03.06.2019

URU 1-3 ECU

QUARTER-FINALS

-

SEMI-FINALS

-

FINALS

S. RODRIGUEZ

D. NUNEZ

Head coach

FERREYRA Gustavo (URU)

Technical staff

LARROSA Andrés (Assistant coach)

NICOLA Carlos (Goalkeeping coach)

ESTAVILLO Diego (Fitness coach)

J. SANABRIA

N. ACEVEDO

F. GINELLA

E. ANCHETA

B. MENDEZ

R. ARAUJO

E. BUSQUETS

B. MENDEZ

R. ARAUJO

F. ISRAEL

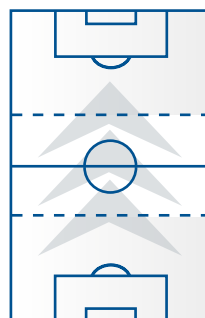
FIFA U-20 World Cup 2019 squad

	NO.	NAME	CLUB (COUNTRY)	MINS	G	A
GOALKEEPERS	1	ISRAEL Franco	Juventus FC (ITA)	360	0	
	12	BACCHIA Renzo	CA Independiente (ARG)	0	0	
	21	SILVEIRA Mauro	Montevideo Wanderers FC (URU)	0	0	
DEFENDERS	2	MENDEZ Bruno	SC Corinthians (BRA)	346	0	
	3	CACERES Sebastian	Liverpool Montevideo FC (URU)	51	0	1
	4	BUSQUETS Ezequiel	CA Penarol (URU)	268	0	
	6	ARAUJO Maximiliano	Montevideo Wanderers FC (URU)	180	0	
	13	ANCHETA Emiliano	Danubio FC (URU)	180	0	1
MIDFIELDERS	15	ELIZALDE Edgar	Pescara Calcio (ITA)	174	0	
	19	ARAUJO Ronald	FC Barcelona (ESP)	225	1	1
	5	BARRIOS Martin	Racing (URU)	98	0	
	14	GINELLA Francisco	Montevideo Wanderers FC (URU)	258	1	0
	16	ACEVEDO Nicolas	Liverpool Montevideo FC (URU)	277	1	0
FORWARDS	18	SANABRIA Juan	Atletico Madrid (ESP)	280	0	1
	7	GOMEZ Emiliano	Defensor SC (URU)	92	0	1
	8	RODRIGUEZ Santiago	Nacional Montevideo (URU)	250	0	
	9	NUNEZ Darwin	CA Penarol (URU)	336	2	0
	10	SCHIAPPACASSE Nicolas	Atletico Madrid (ESP)	139	1	1
	11	RODRIGUEZ Brian	CA Penarol (URU)	261	2	1
	17	CHACON Thomas	Danubio FC (URU)	88	0	
	20	BOSELLI Juan	Girona FC (ESP)	89	0	

NO. = Squad number; = Clean sheets; MINS = Minutes played; G = Goals; A = Assists.

Average possession

51% Total



22% Final third

41% Middle third

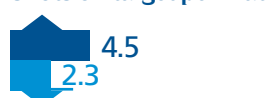
37% Defensive third

Shots per match



Shots per goal

Shots on target per match



Shots on target per goal

8

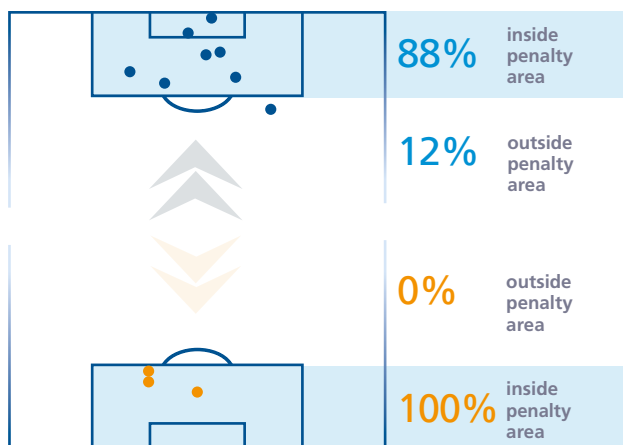
Goals scored

Goal location

4

Goals conceded

Goal location



88% inside penalty area

12% outside penalty area

0% outside penalty area

100% inside penalty area

6 open-play goals

2 set-piece goals

0 own-goals

2 open-play goals

2 set-piece goals

0 own-goals

from corners 0

from free kicks 2

from penalties 0

from throw-ins 0

from corners 0

from free kicks 0

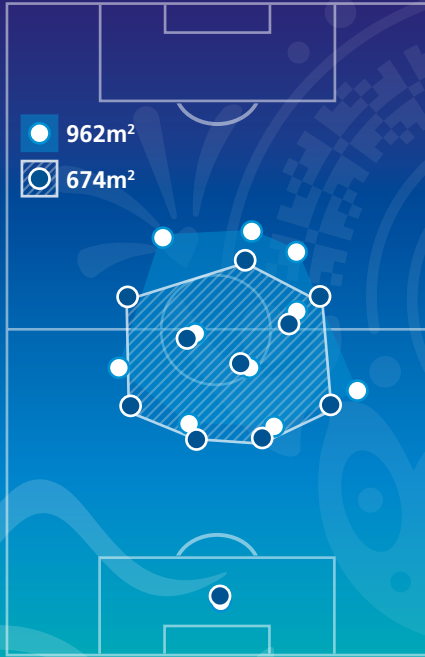
from penalties 2

from throw-ins 0



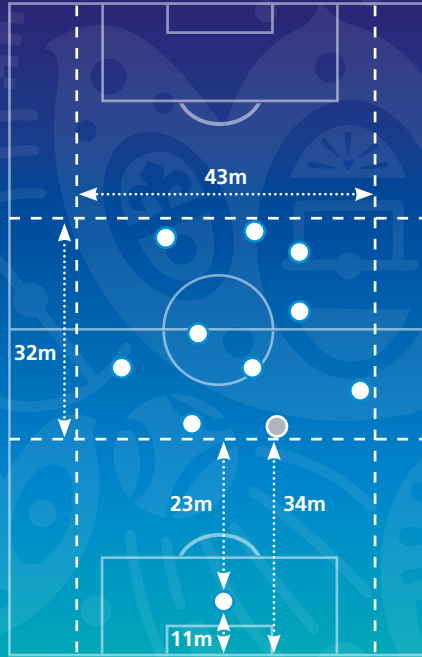
Team compactness

- In possession
- Out of possession

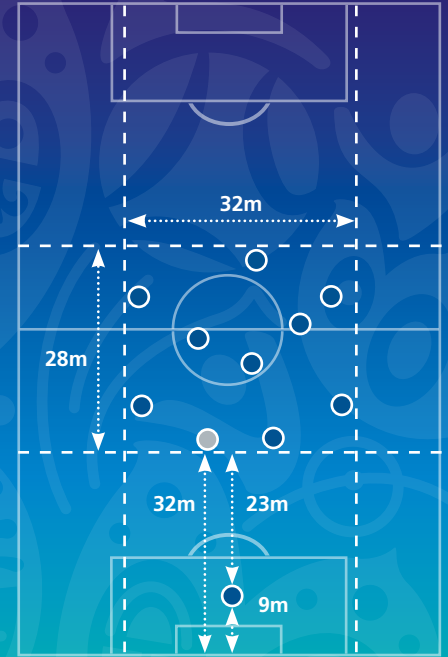


Team shape

- In possession
- Deepest defender

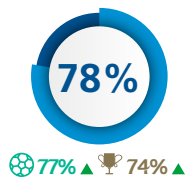


- Out of possession
- Deepest defender



The representation of player positions has been taken from one match. Team compactness and team shape data represents the team's tournament average.

Team passing accuracy

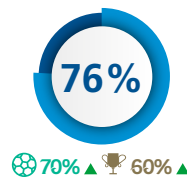


Team passes

451

Final third	75%	73
Middle third	80%	220
Defensive third	79%	158

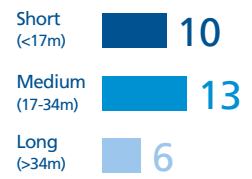
Goalkeeper passing success



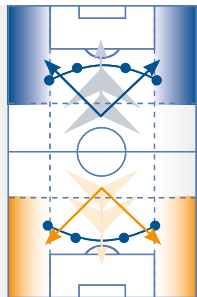
Goalkeeper passes



Goalkeeper passing length



Defensive line breaks

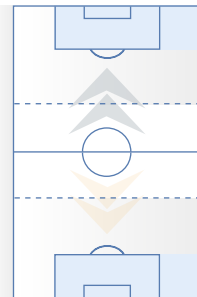


Inside line breaks	4
Outside line breaks	9

Defensive line breaks against

Inside line breaks	4
Outside line breaks	5

Attacking entries



Penalty-area entries	29
Final-third entries	51

Attacking entries against

Final-third entries	57
Penalty-area entries	26

Opponents bypassed



Opposition defenders bypassed



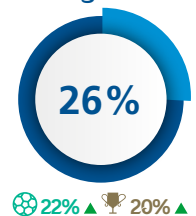
Own players bypassed



Own defenders bypassed



% of final-third entries leading to shots



>25 km/h



20-25 km/h



15-20 km/h



7-15 km/h



0-7 km/h



Total distance (km) 114.8

Distance >20 km/h 8,893

Distance >25 km/h 2,347

Activities >25 km/h 120

FIFA U-20 World Cup
Poland 2019

23 May - 15 June 2019

GROUP STAGE

24.05.2019

UKR 2-1 USA

27.05.2019

USA 2-0 NGA

30.05.2019

USA 1-0 QAT

ROUND OF 16

04.06.2019

FRA 2-3 USA

QUARTER-FINALS

08.06.2019

USA 1-2 ECU

SEMI-FINALS

-

FINALS

-



Head coach

RAMOS Tab (USA)

Technical staff

BLISS Brian (Assistant coach)

NEVELEFF Gabriel (Assistant coach)

VAN DEN BERGH Dave (Assistant coach)

MC ALEENAN Des (Goalkeeping coach)

DRIBNAK Kip (Fitness coach)

SHIRILLA Michael (Fitness coach)

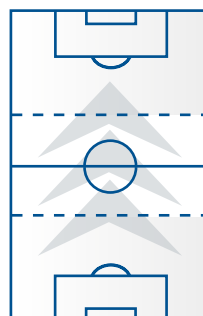
FIFA U-20 World Cup 2019 squad

	NO.	NAME	CLUB (COUNTRY)	MINS	G	A
GOALKEEPERS	1	SCOTT Brady	1. FC Köln (GER)	270	0	
	12	OCHOA David	Real Salt Lake (USA)	180	0	
	21	DOS SANTOS CJ	SL Benfica (POR)	0	0	
DEFENDERS	2	DEST Sergino	AFC Ajax (NED)	360	0	
	3	GLOSTER Chris	Hannover 96 (GER)	428	0	1
	4	McKENZIE Mark	Philadelphia Union (USA)	121	0	
	5	RICHARDS Chris	FC Bayern München (GER)	420	0	
	7	ARAUJO Julian	LA Galaxy (USA)	0	0	
MIDFIELDERS	13	KEITA Aboubacar	Columbus Crew (USA)	446	0	
	15	REAL Matt	Philadelphia Union (USA)	22	0	
	6	DURKIN Chris	D.C. United (USA)	360	0	
	8	MENDEZ Alex	SC Freiburg (GER)	331	0	2
	10	POMYKAL Paxton	FC Dallas (USA)	360	0	
FORWARDS	14	CERRILLO Edwin	FC Dallas (USA)	0	0	
	16	SERVANIA Brandon	FC Dallas (USA)	253	1	0
	20	LEDEZMA Richard	PSV Eindhoven (NED)	85	0	1
	9	SOTO Sebastian	Hannover 96 (GER)	383	4	0
	11	WEAH Tim	Celtic FC (SCO)	447	2	2
	17	DE LA FUENTE Konrad	FC Barcelona (ESP)	345	0	
	18	LLANEZ JR. Uly	VfL Wolfsburg (GER)	99	0	
	19	RENNICKS Justin	New England Revolution (USA)	40	1	0

NO. = Squad number; = Clean sheets; MINS = Minutes played; G = Goals; A = Assists.

Average possession

54% Total

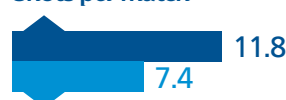


20% Final third

48% Middle third

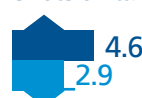
32% Defensive third

Shots per match



Shots per goal

Shots on target per match

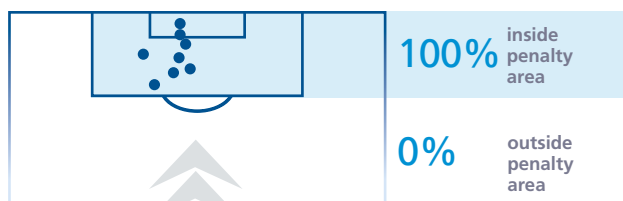


Shots on target per goal

8

Goals scored

Goal location



100% inside penalty area

0% outside penalty area

6 open-play goals

2 set-piece goals

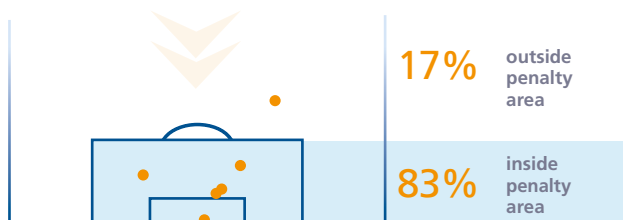
0 own-goals

	from corners	2
	from free kicks	0
	from penalties	0
	from throw-ins	0

6

Goals conceded

Goal location



17% outside penalty area

83% inside penalty area

5 open-play goals

1 set-piece goals

0 own-goals

	from corners	1
	from free kicks	0
	from penalties	0
	from throw-ins	0



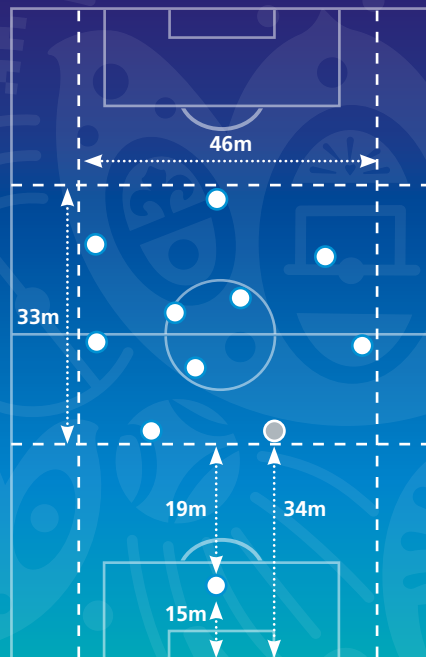
Team compactness

- In possession
- Out of possession

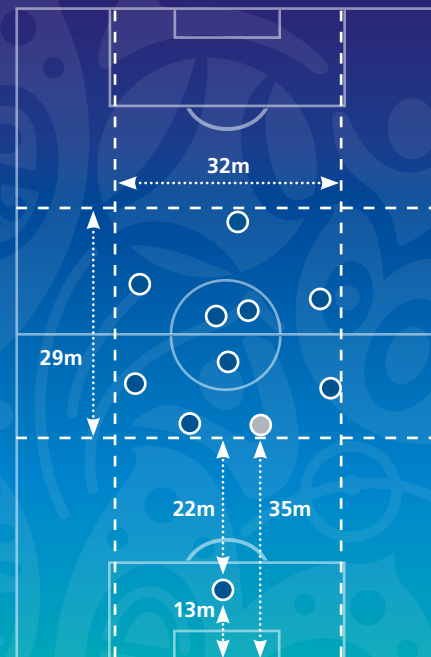


Team shape

- In possession
- Deepest defender

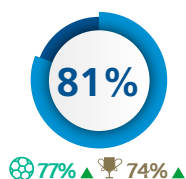


- Out of possession
- Deepest defender



The representation of player positions has been taken from one match. Team compactness and team shape data represents the team's tournament average.

Team passing accuracy

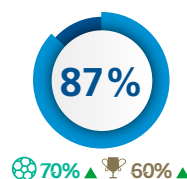


Team passes

516

Final third	76%	83
Middle third	81%	275
Defensive third	86%	157

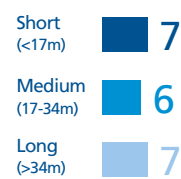
Goalkeeper passing success



Goalkeeper passes



Goalkeeper passing length



Defensive line breaks

Inside line breaks	3.2▼ 1▲	3
Outside line breaks	6.6▲ 5▲	7

Defensive line breaks against

Inside line breaks	3.2▼ 1▲	3
Outside line breaks	6.6▼ 6▼	5

Attacking entries

Penalty-area entries	31▼ 27▼	26
Final-third entries	57▲ 54▲	57

Attacking entries against

Final-third entries	57▲ 58▼	57
Penalty-area entries	31▼ 31▼	30

Opponents bypassed

293▲ 252▲

Opposition defenders bypassed

58▼ 51▲

Own players bypassed

293▲ 280▲

Own defenders bypassed

58▼ 56▼

345

56

297

52

% of final-third entries leading to shots



>25 km/h

2,236m▼ 2,144m▲

20-25 km/h

6,464m▼ 6,126m▼

15-20 km/h

16,199m▼ 15,546m▼

7-15 km/h

51,198m▼ 50,803m▼

0-7 km/h

42,074m▲ 41,423m▲

2,175m

5,977m

14,087m

46,226m

42,420m

Total distance (km) 110.9

Distance >20 km/h 8,152

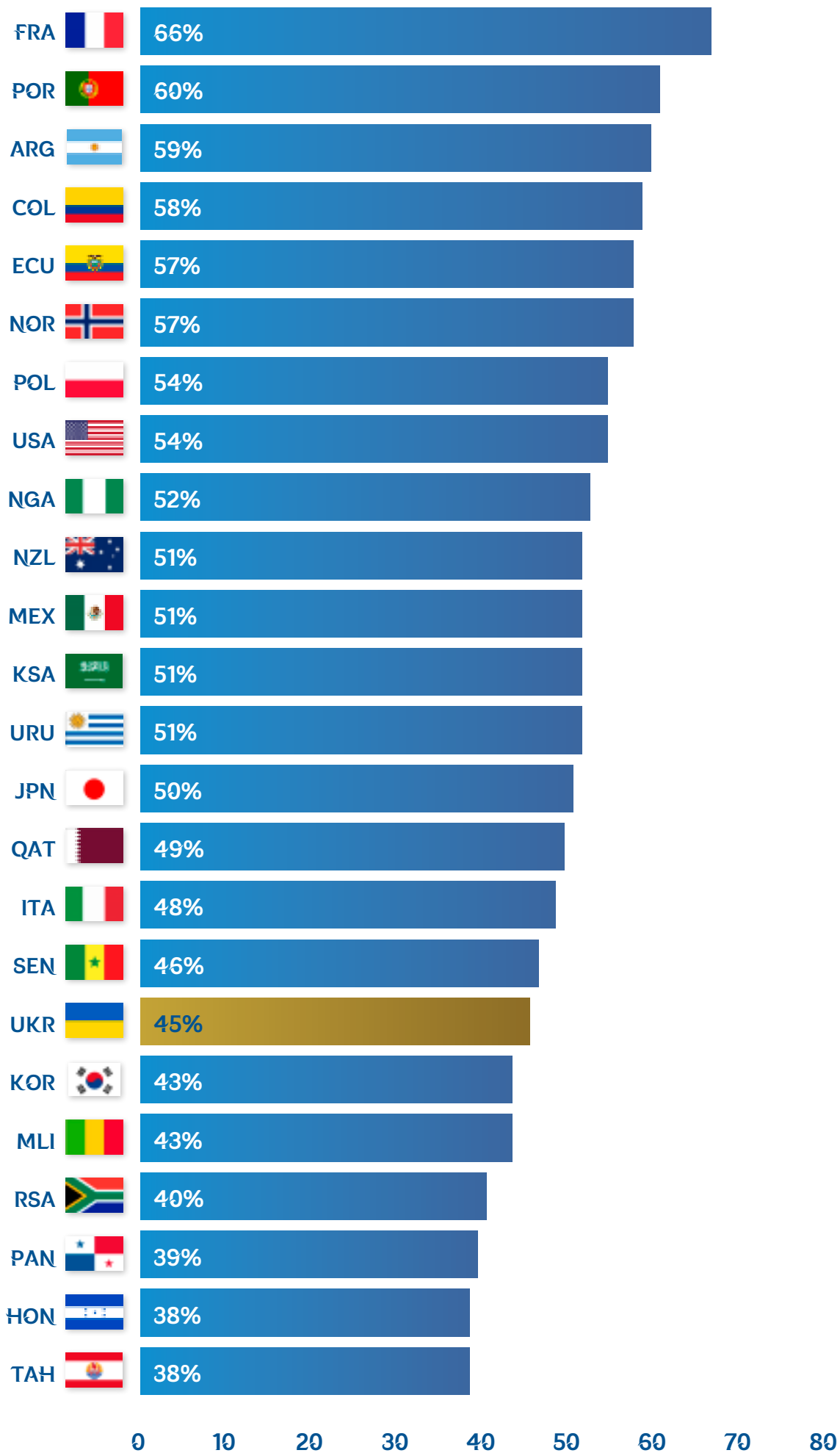
Distance >25 km/h 2,175

Activities >25 km/h 115

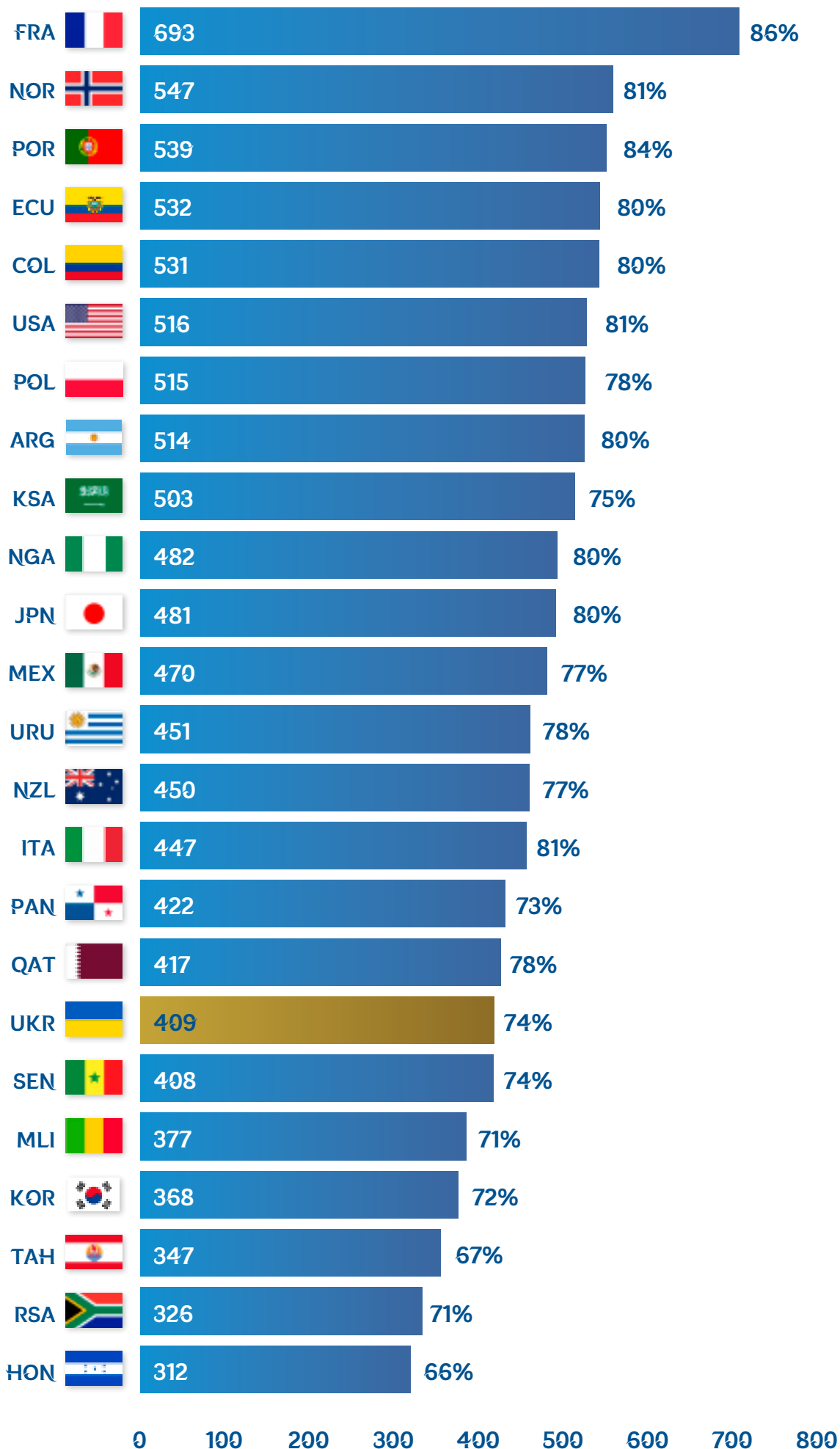
PERFORMANCE INSIGHTS



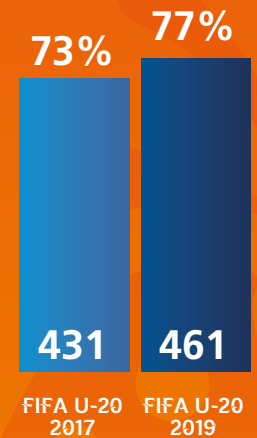
Average ball possession %



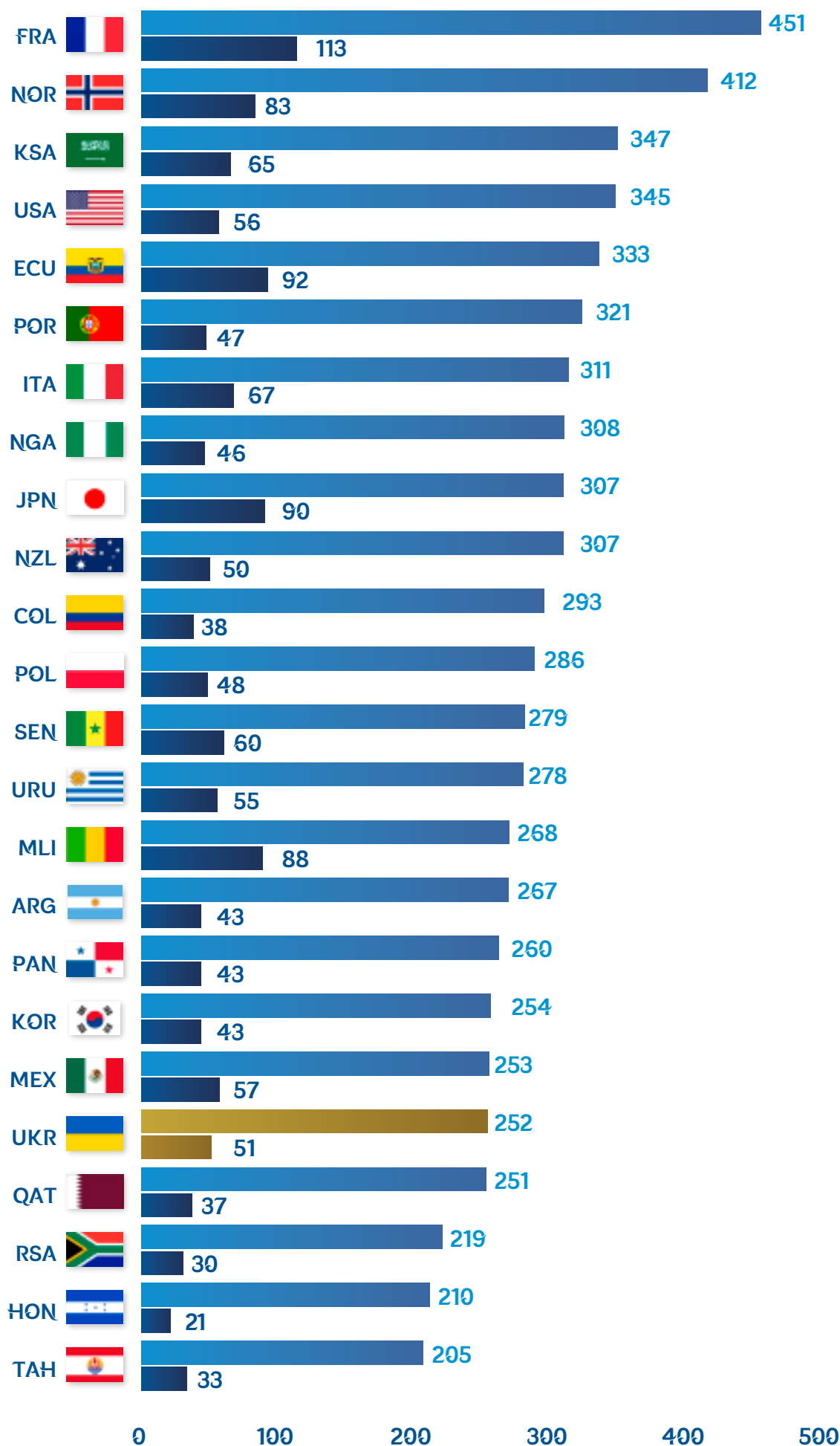
Passes and pass success %



Tournament averages

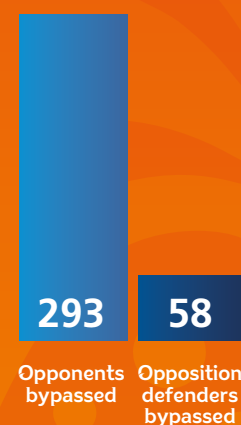


Opponents and defenders bypassed

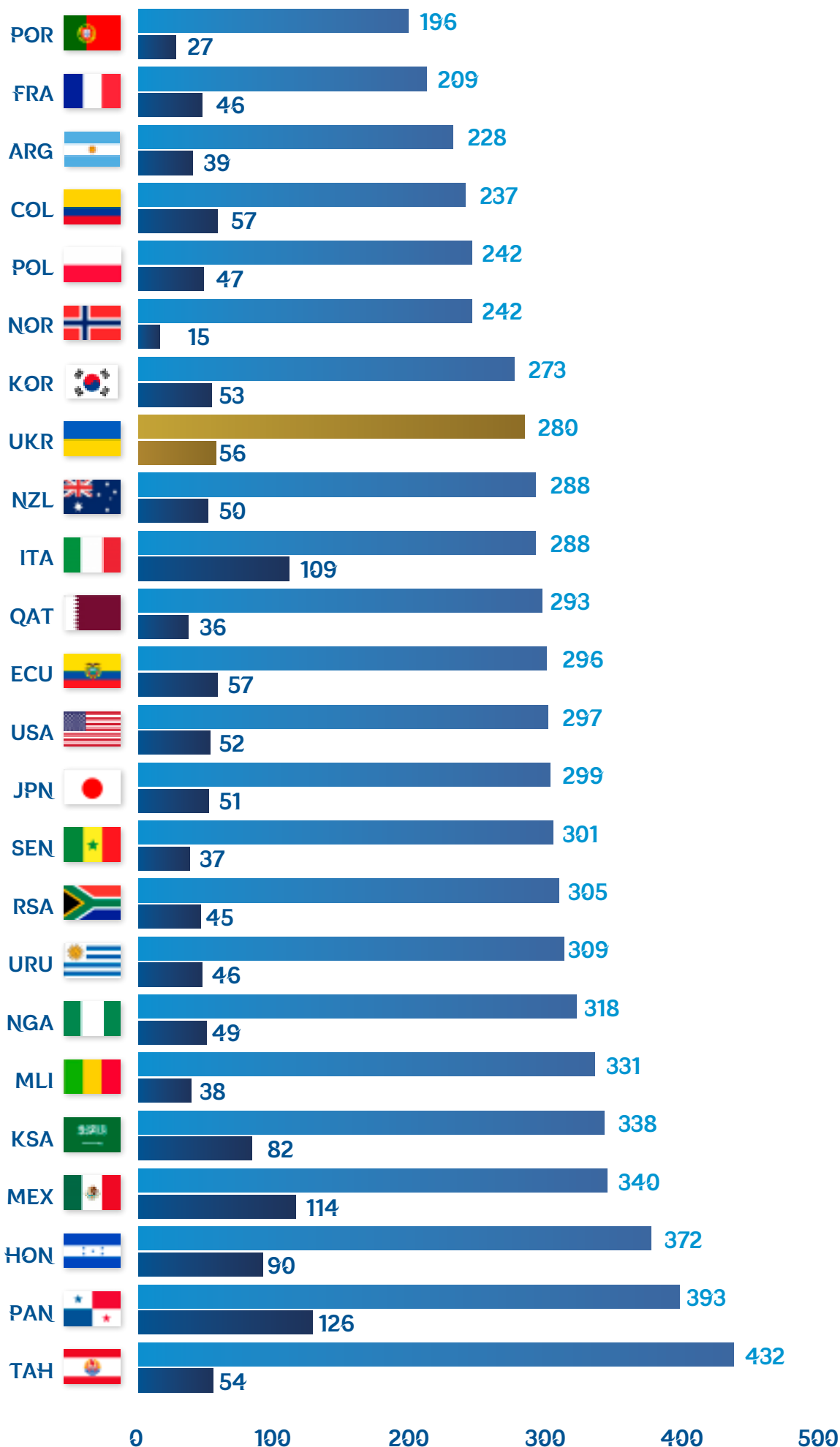


Tournament averages

FIFA U-20 2019

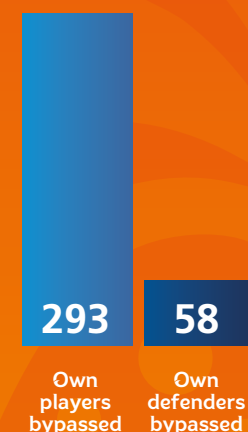


Own players and defenders bypassed

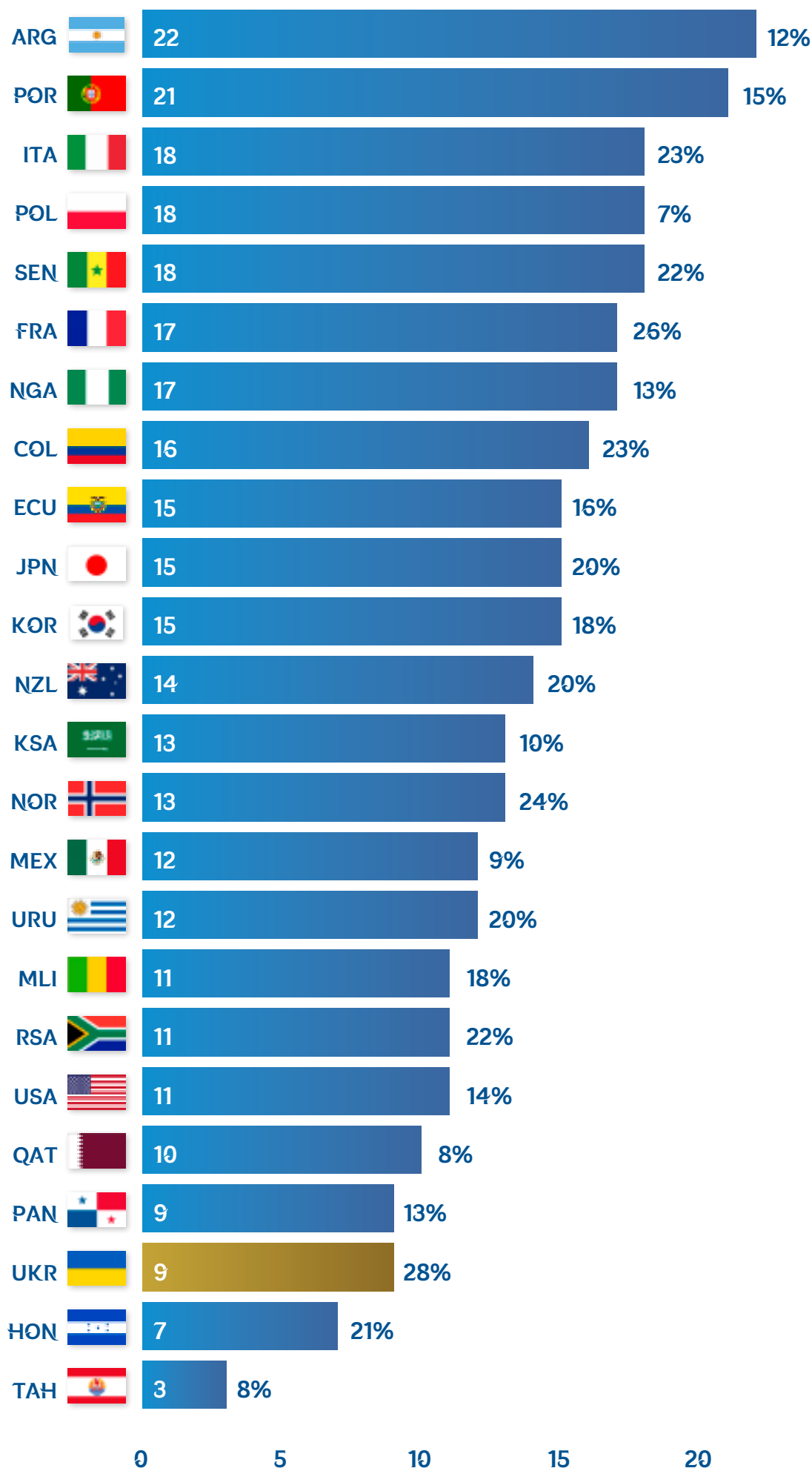


Tournament averages

FIFA U-20 2019



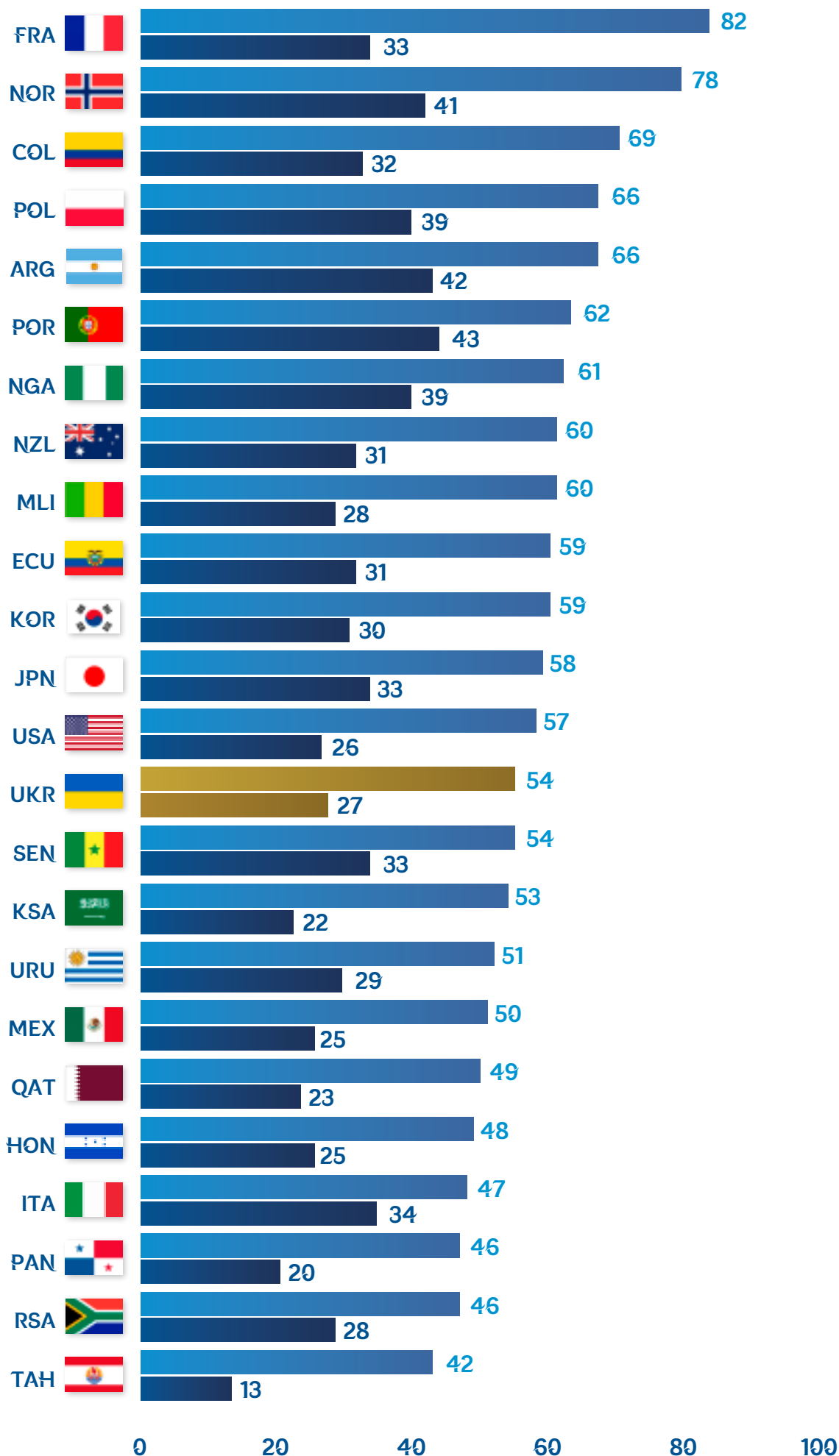
Crosses and cross success %



Tournament averages

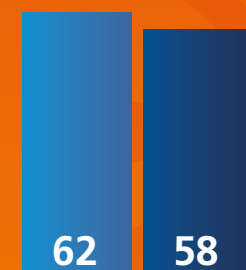


Final third and penalty area entries



Tournament averages

Final third entries



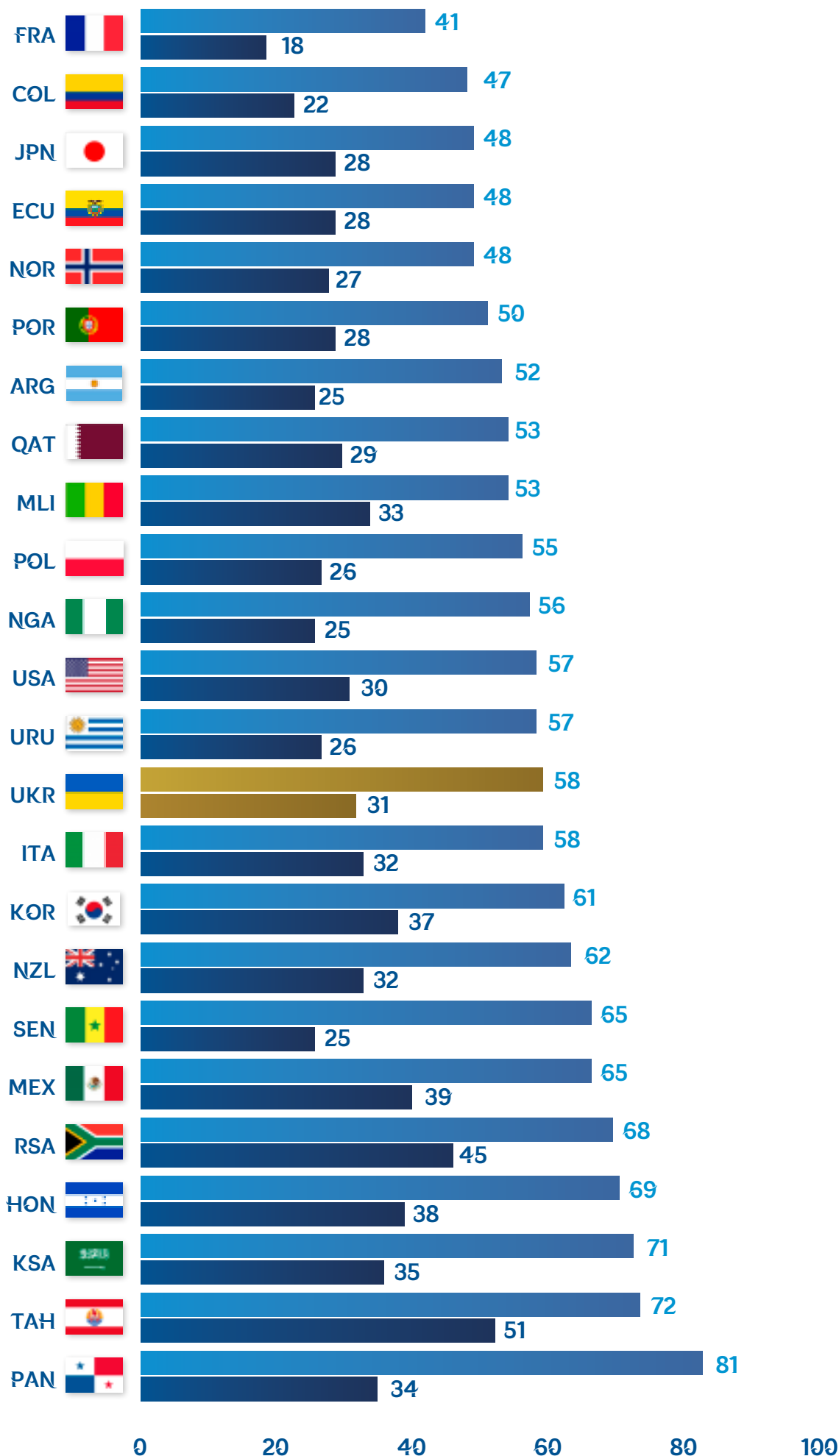
FIFA U-20 2017 FIFA U-20 2019

Penalty area entries



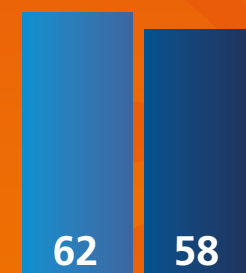
FIFA U-20 2017 FIFA U-20 2019

Final third and penalty area entries against



Tournament averages

Final third entries



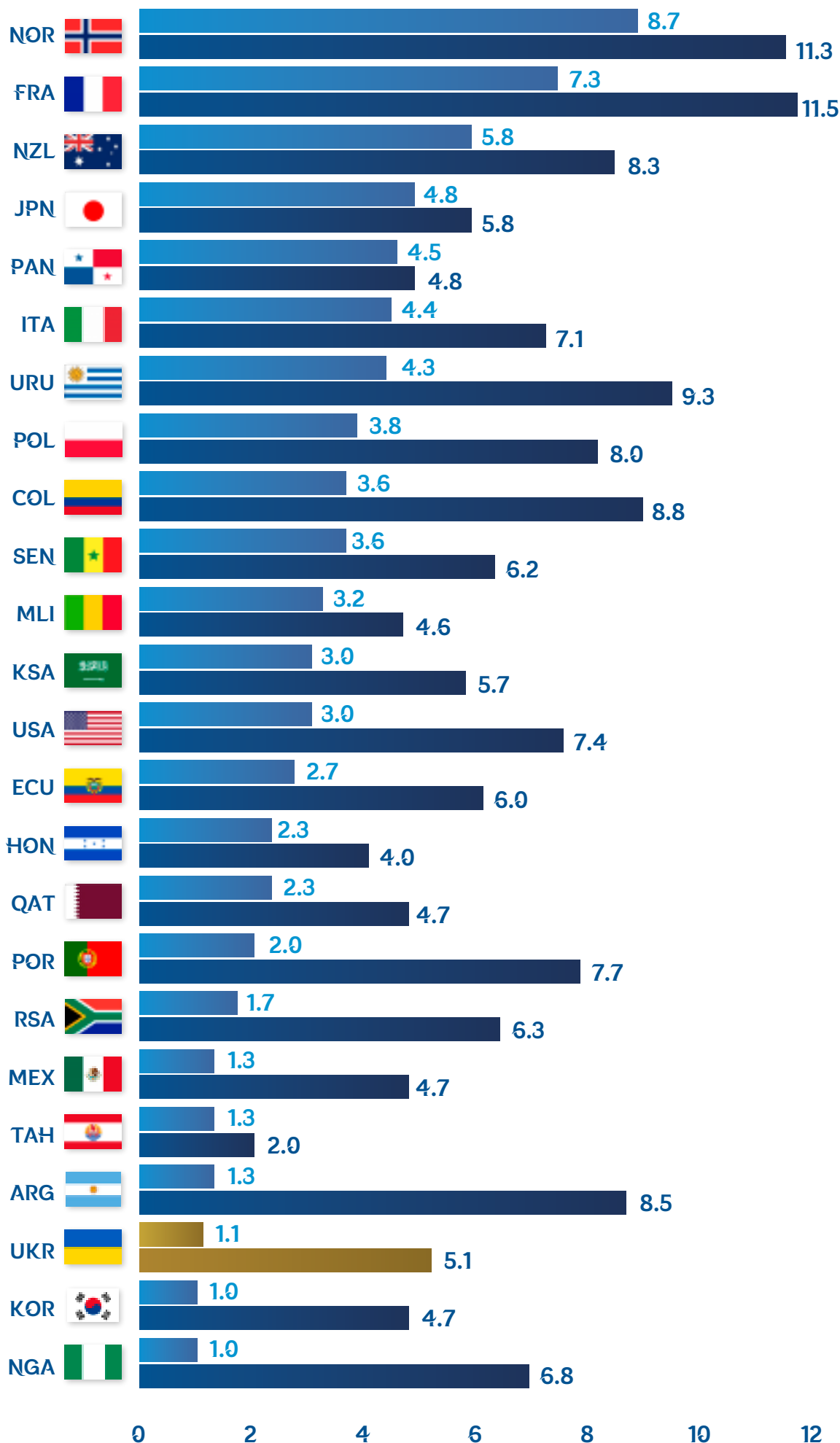
FIFA U-20 2017 FIFA U-20 2019

Penalty area entries




FIFA U-20 2017 FIFA U-20 2019

Inside and outside defensive line breaks

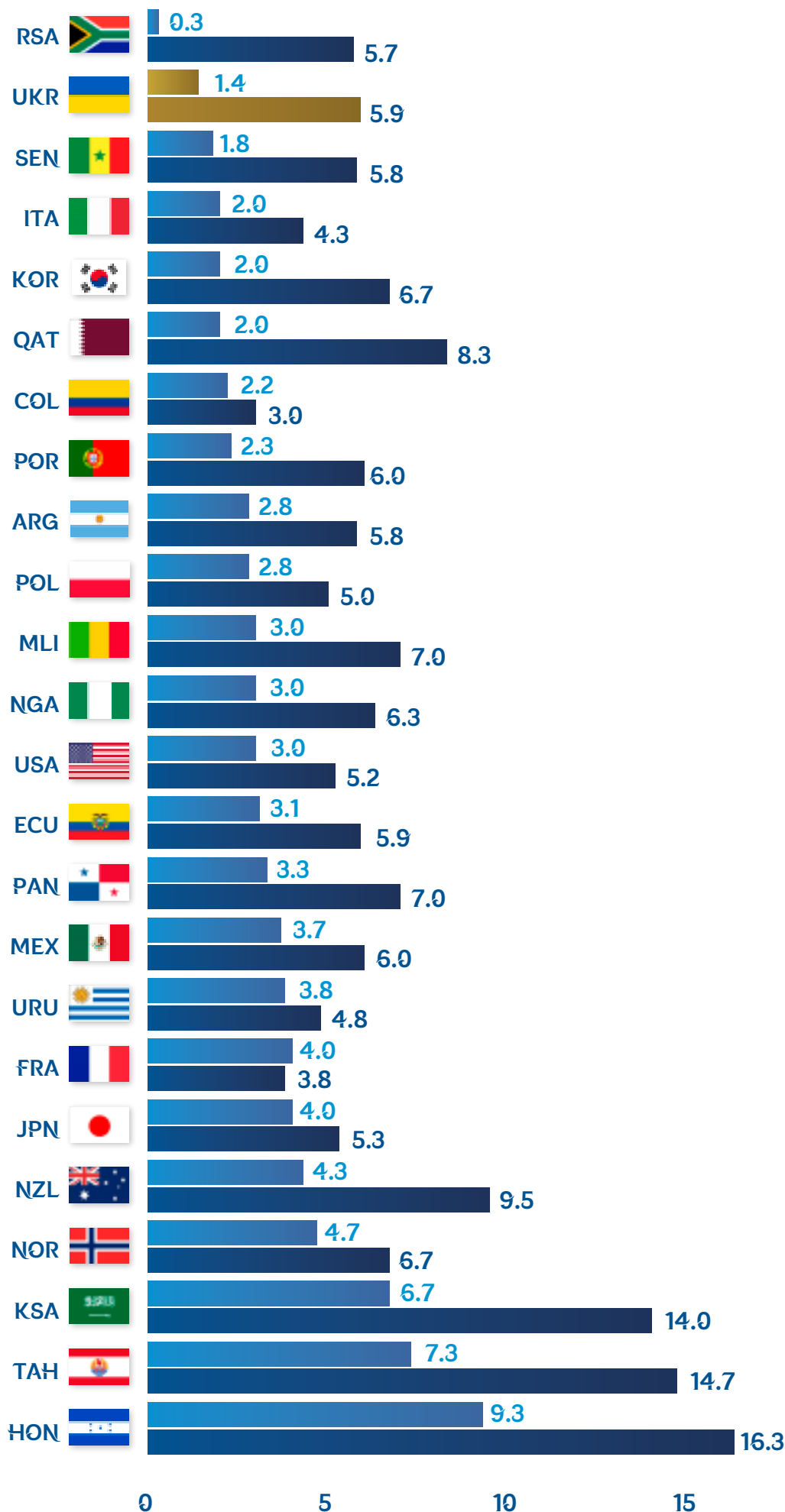


Tournament averages

FIFA U-20 2019




Inside and outside defensive line breaks against

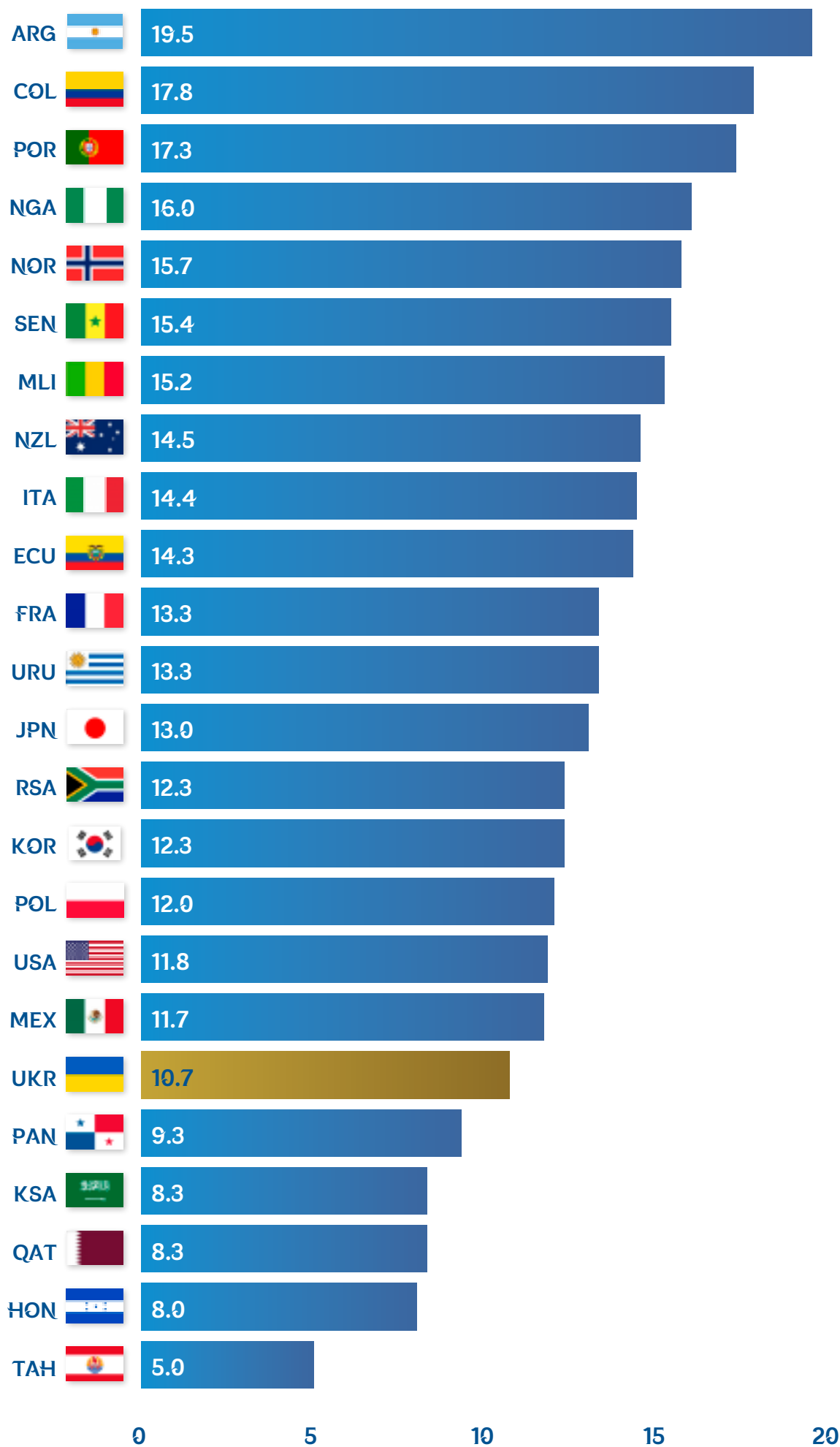


Tournament averages

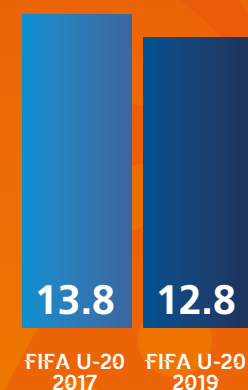
FIFA U-20 2019



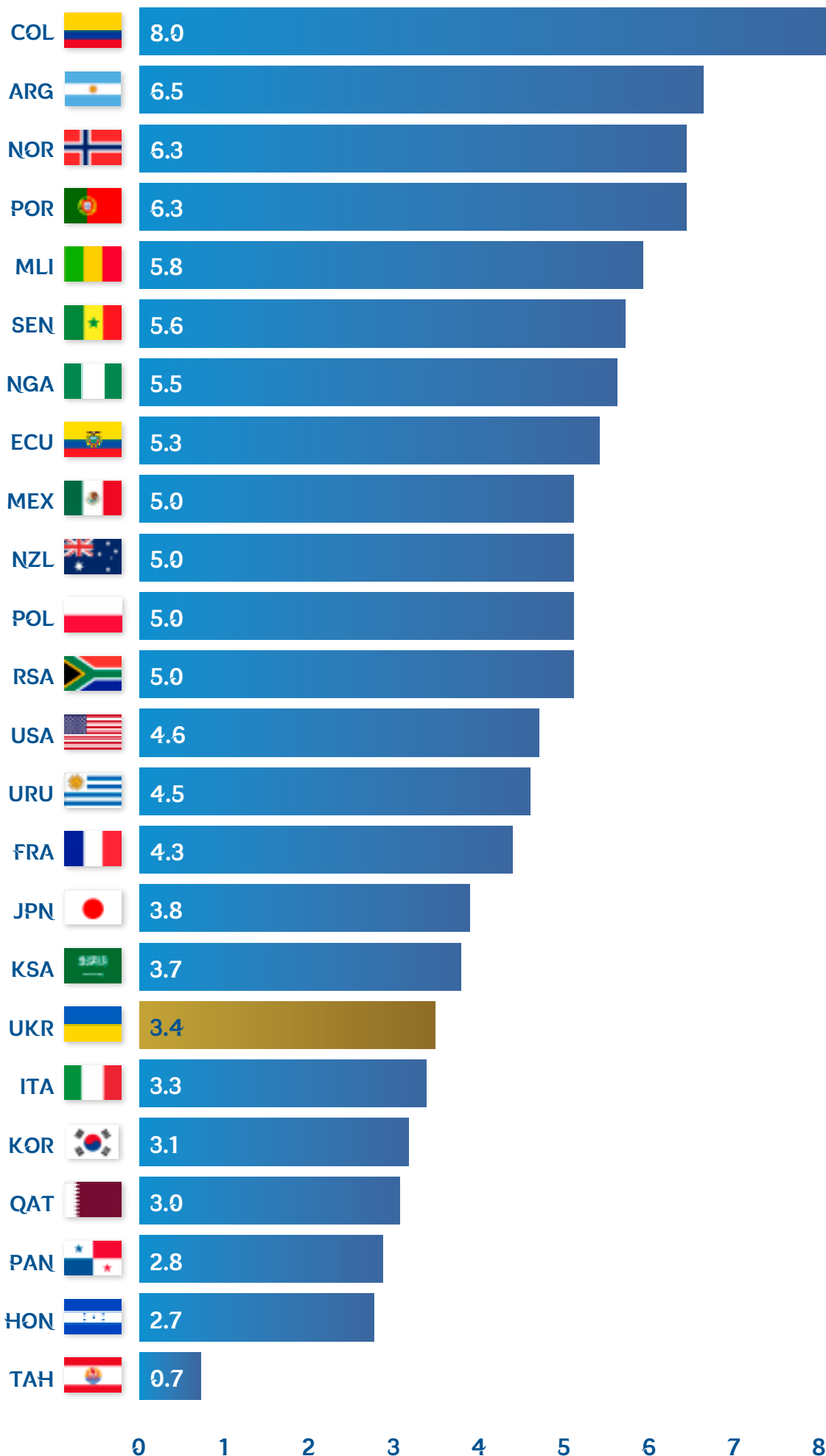
Shots per match




Tournament averages



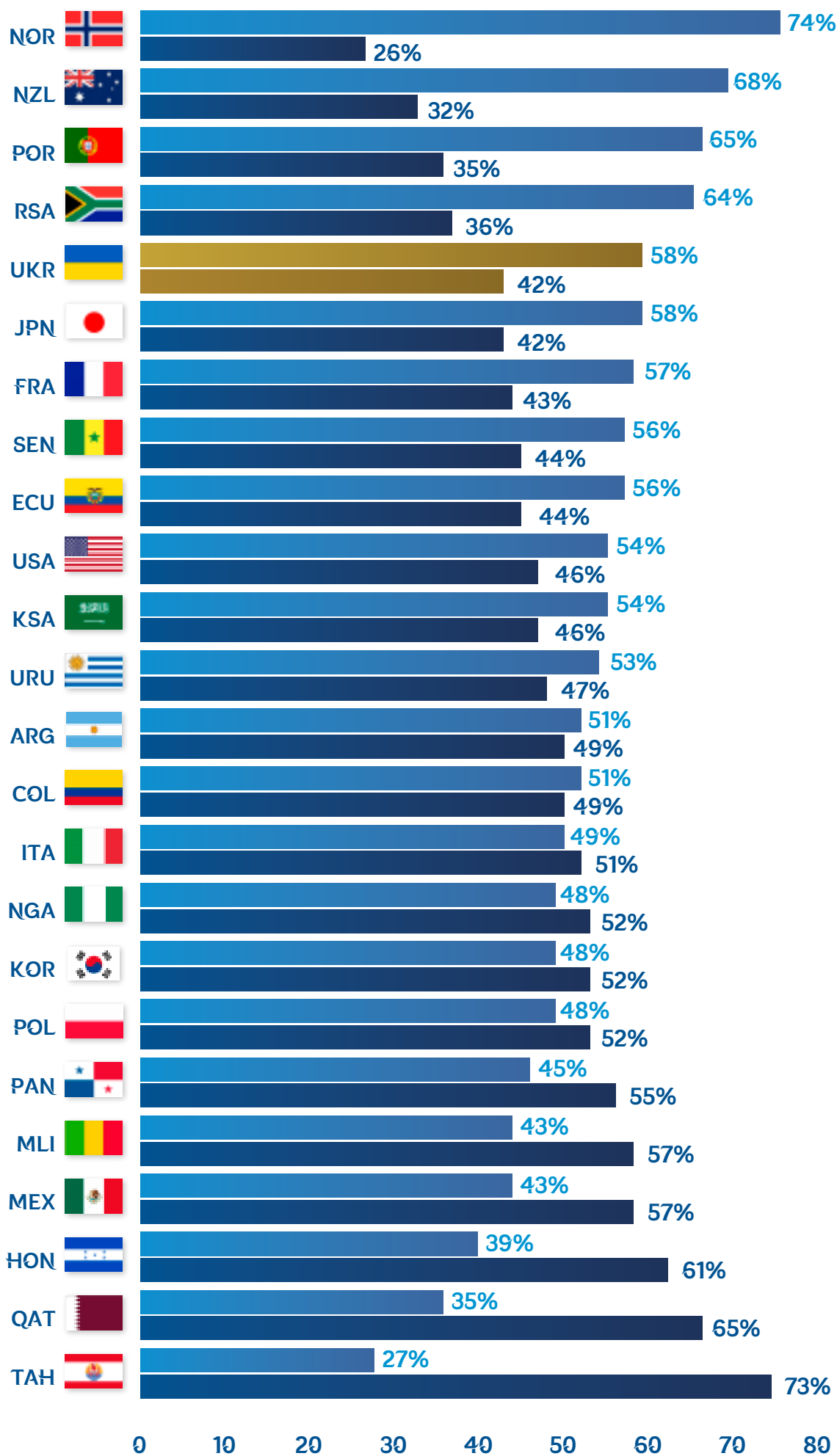
Shots on target per match



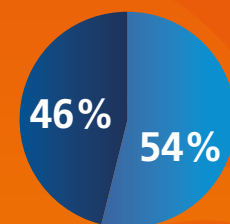
Tournament averages



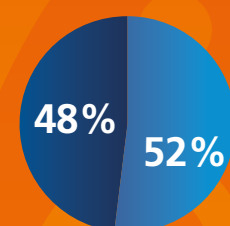
Shots inside/outside penalty area



Tournament averages

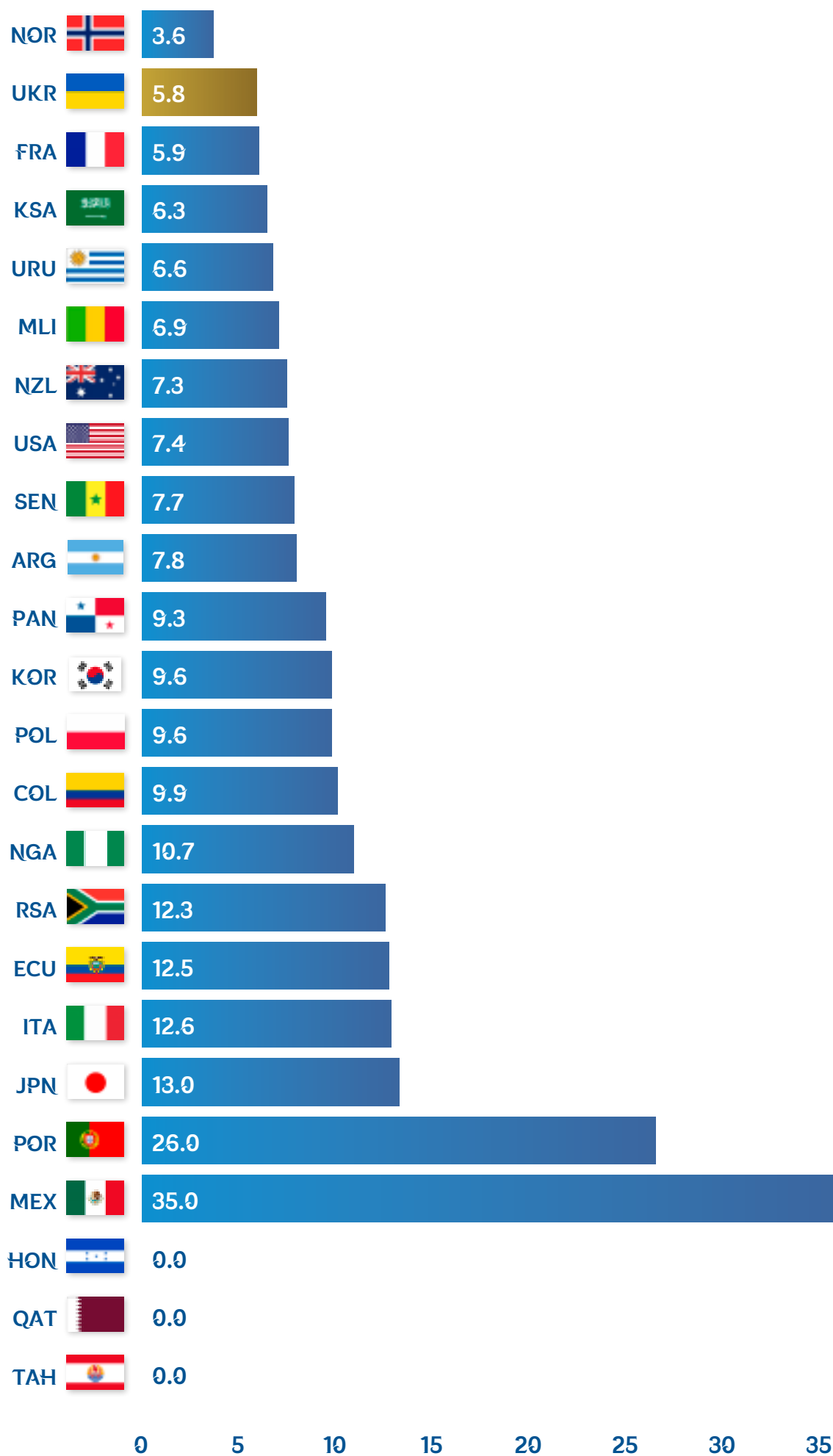


FIFA U-20 2017



FIFA U-20 2019

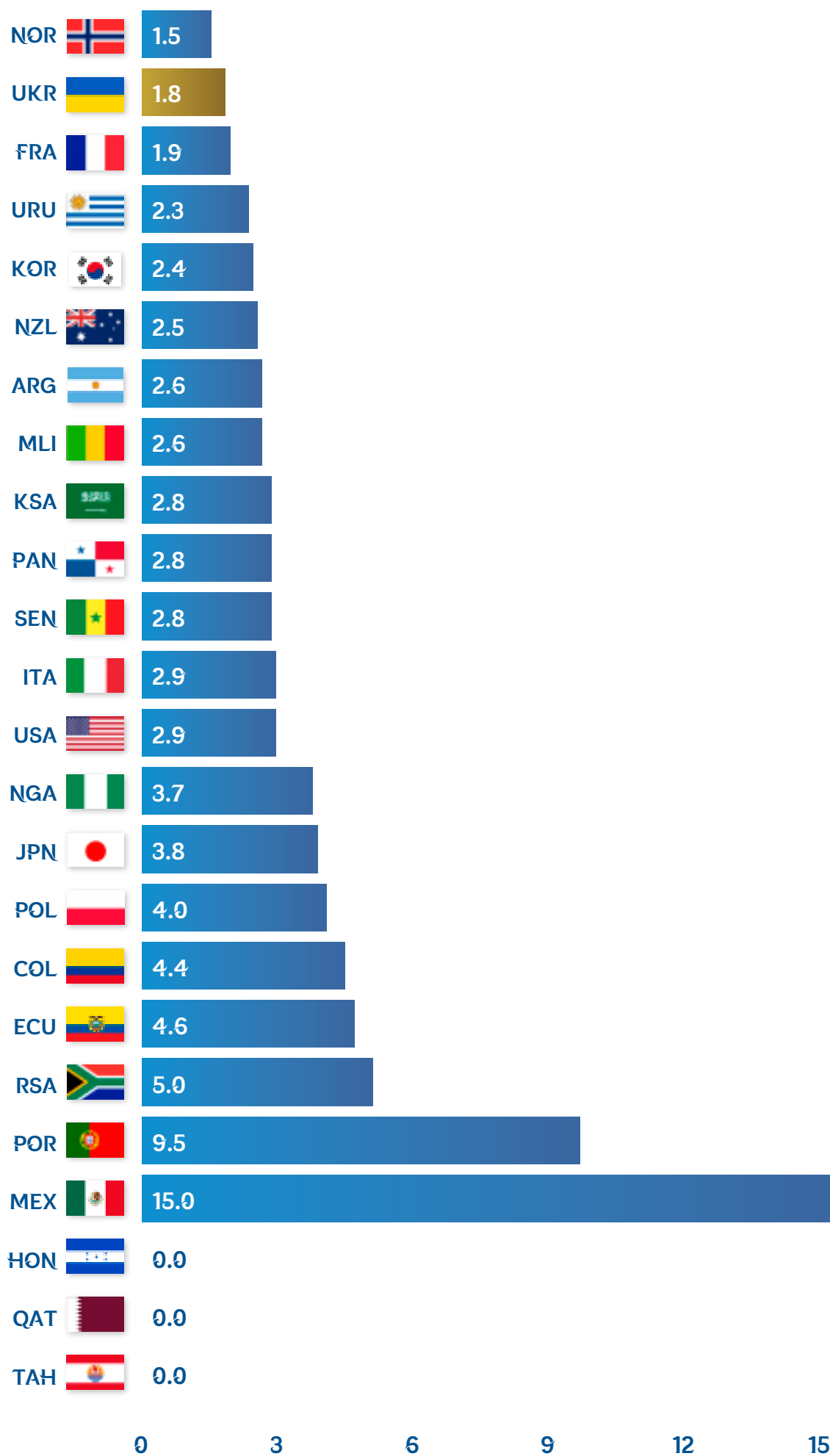
Shots per goal



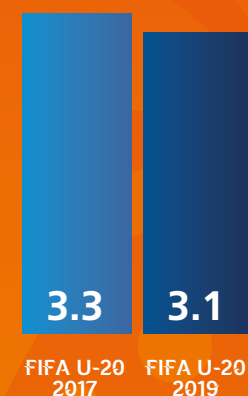
Tournament averages



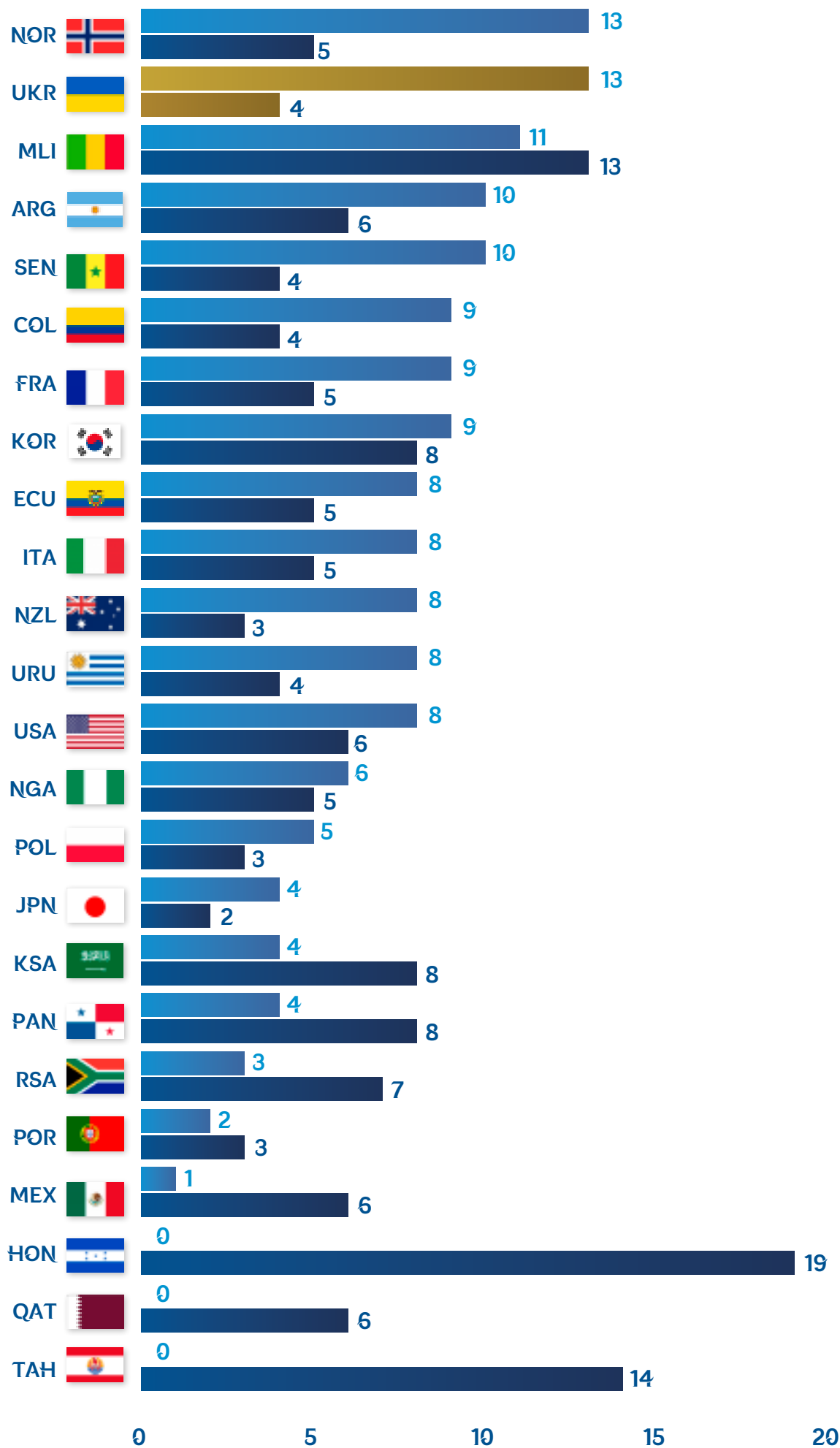
Shots on target per goal



Tournament averages



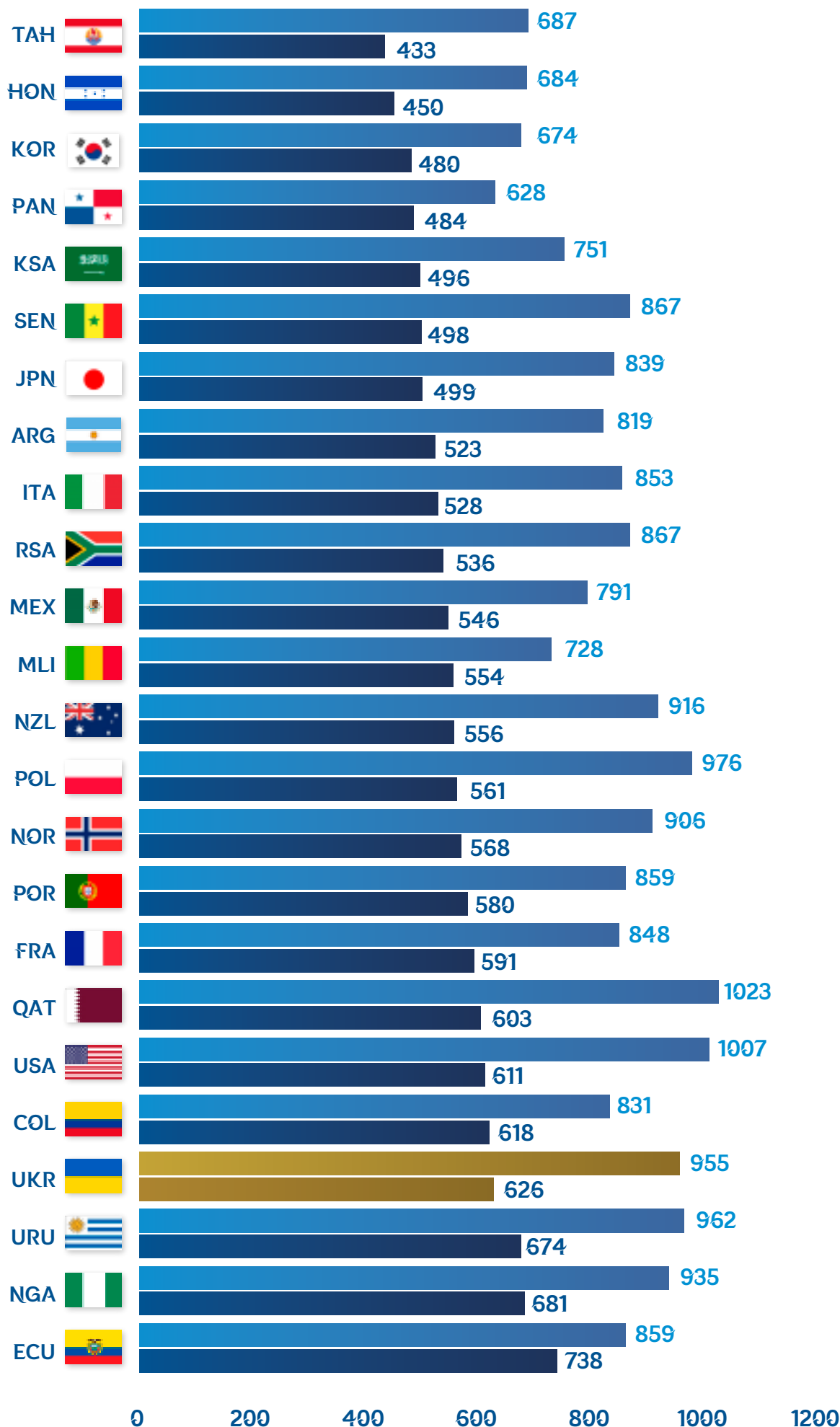
Goals scored and conceded



Tournament averages

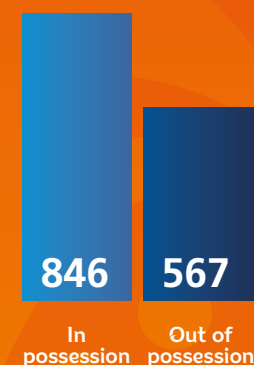


Compactness in and out of possession (m²)

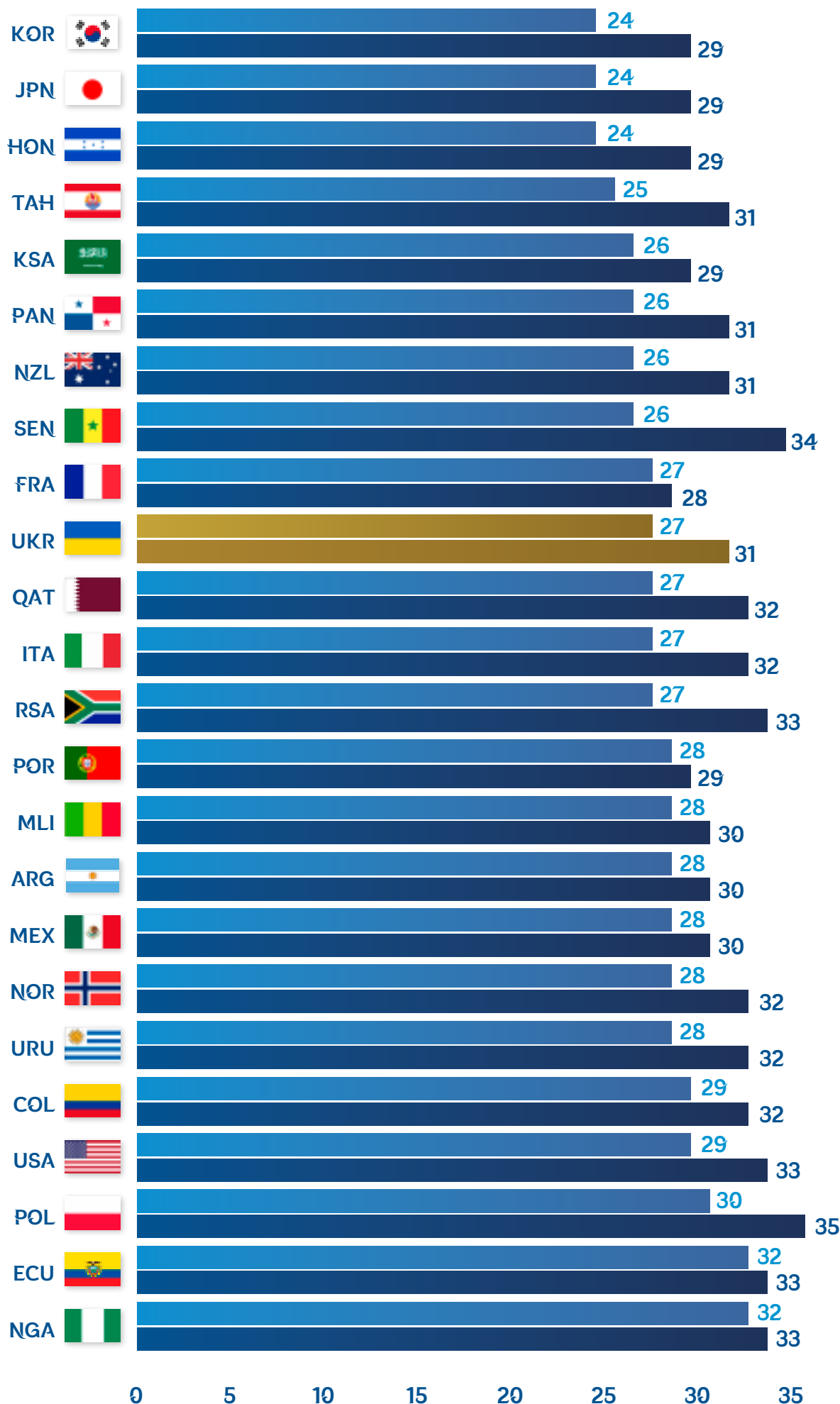


Tournament averages

FIFA U-20 2019

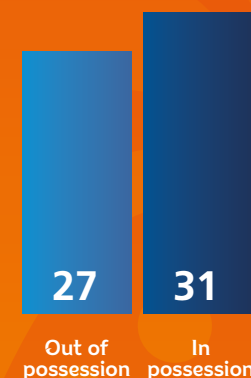


Team length in and out of possession (m)

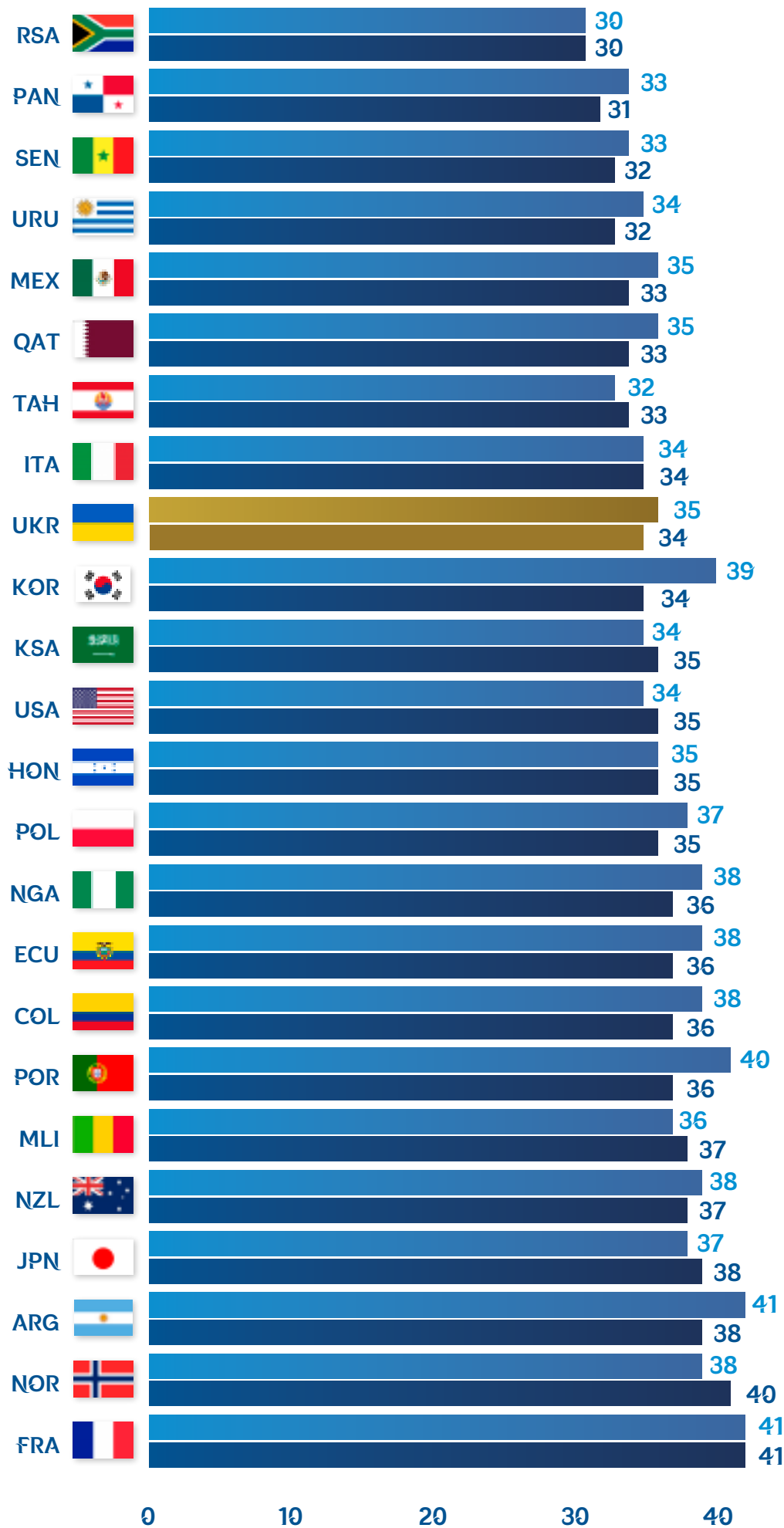


Tournament averages

FIFA U-20 2019

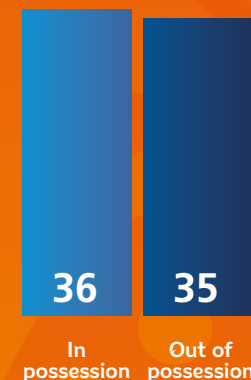


Depth of last defender in and out of possession (m)

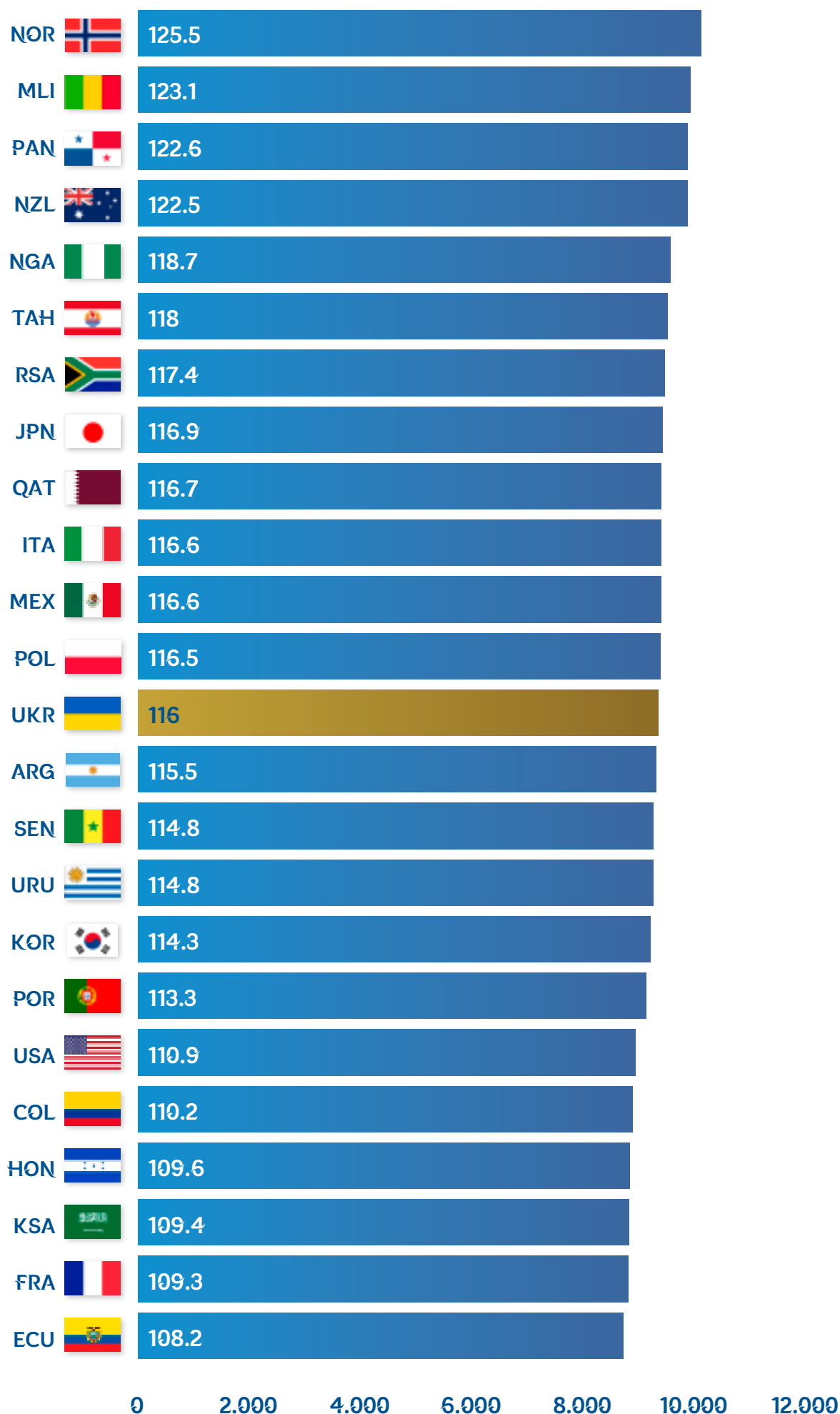


Tournament averages

FIFA U-20 2019



Total distance covered (km)

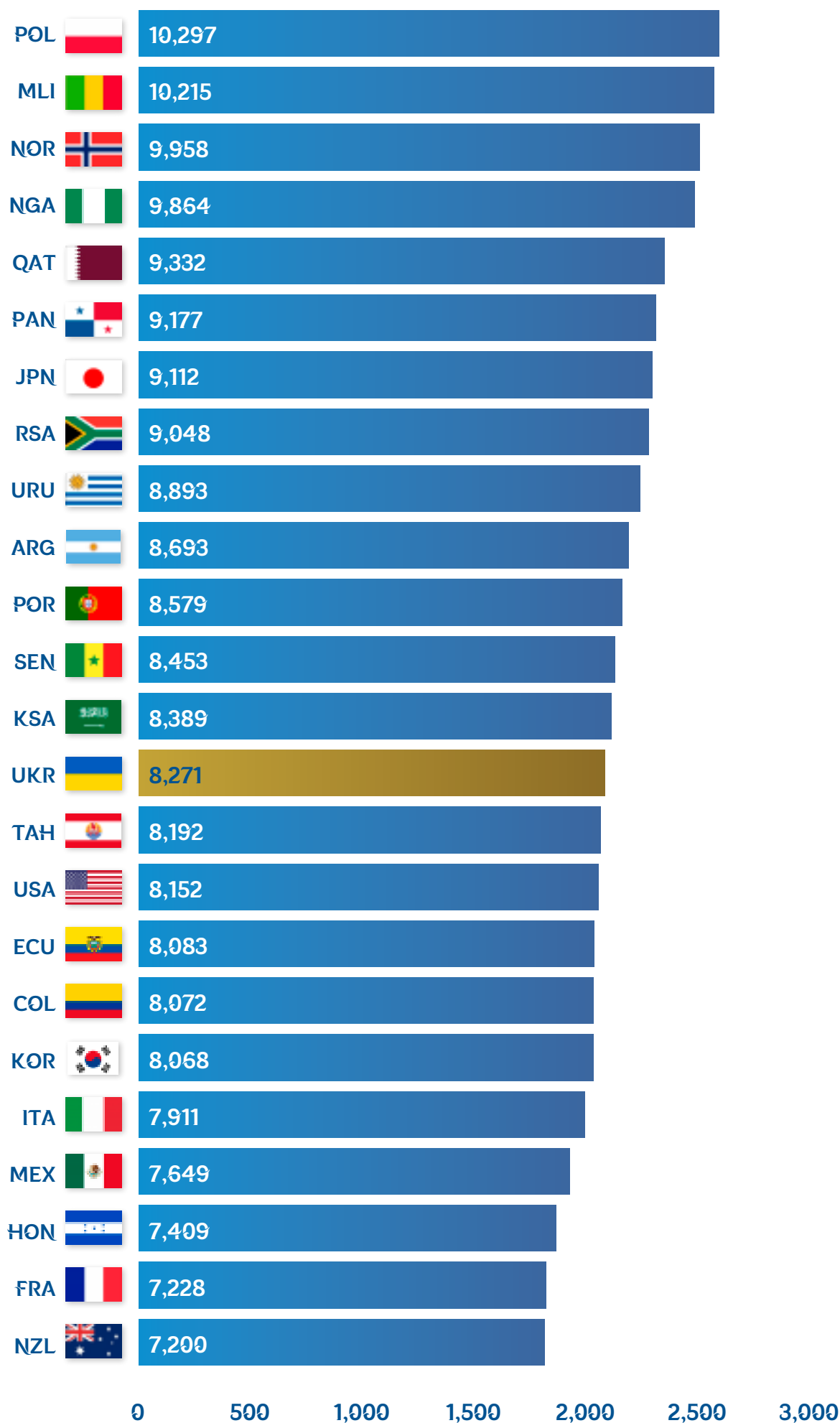


Tournament averages

FIFA U-20 2019

118.2

Distance covered (m) >20 km/h

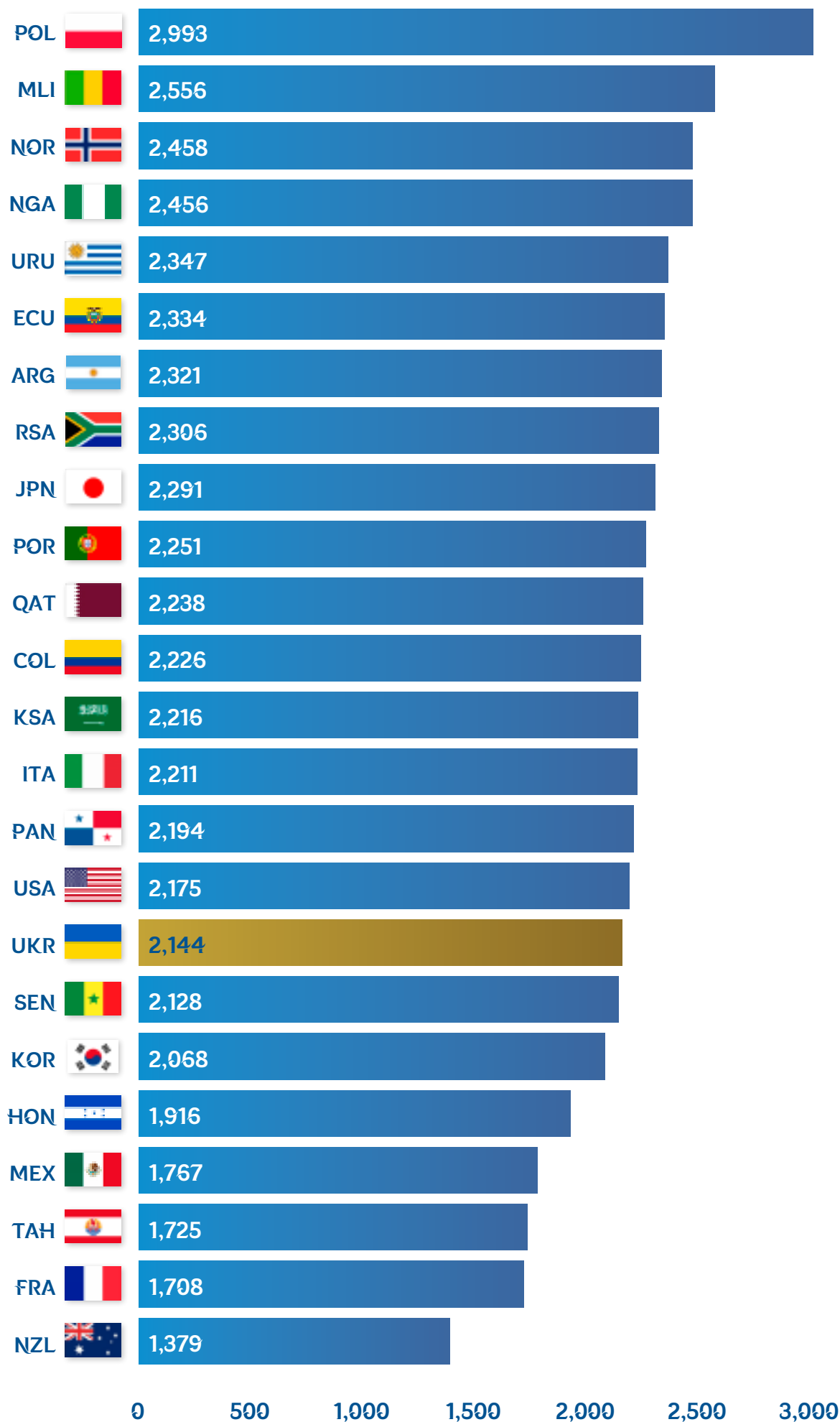


Tournament averages

FIFA U-20 2019

8,700

Distance covered (m) >25 km/h

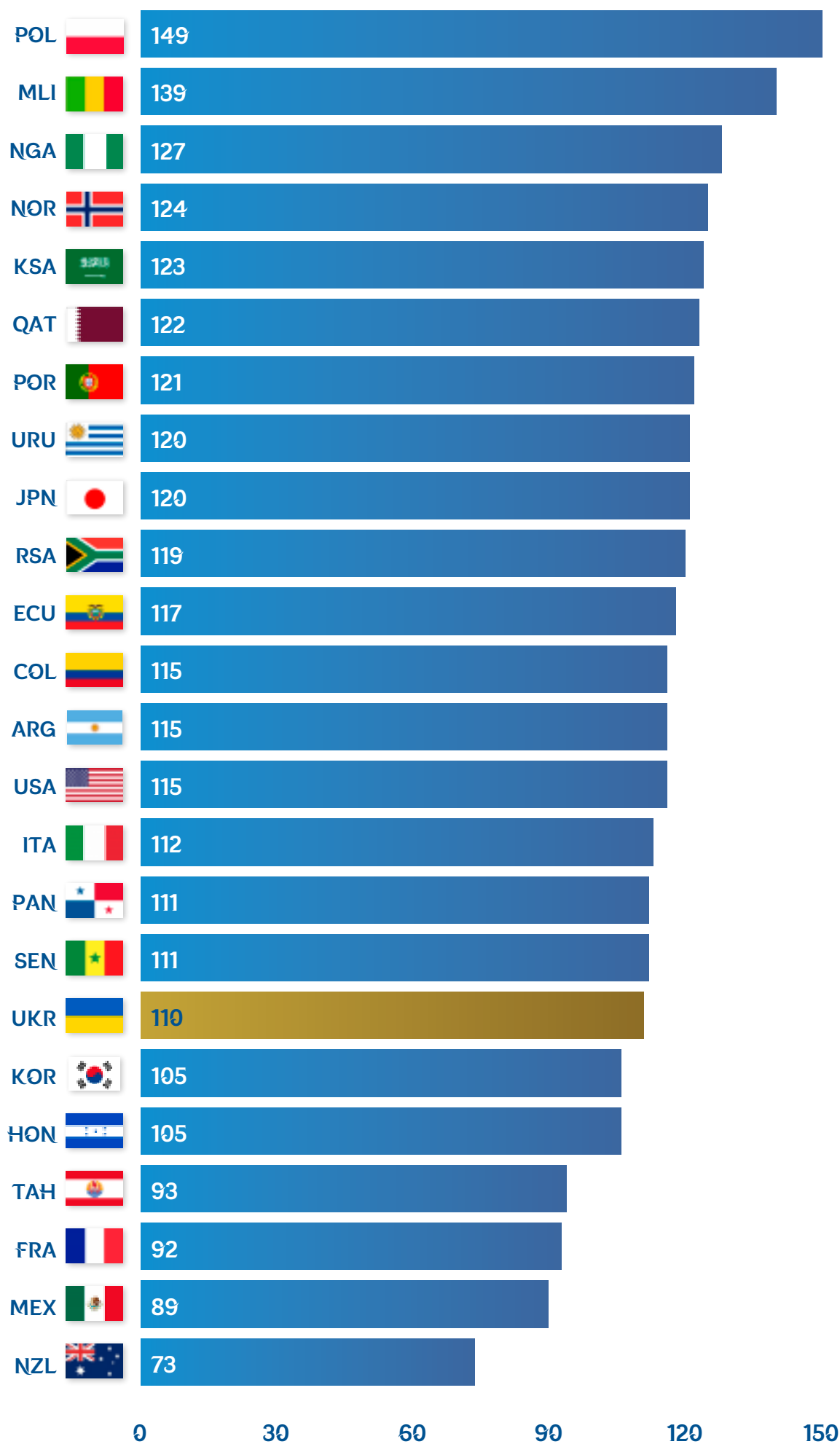


Tournament averages

FIFA U-20 2019

2,236

Number of activities above 25 km/h



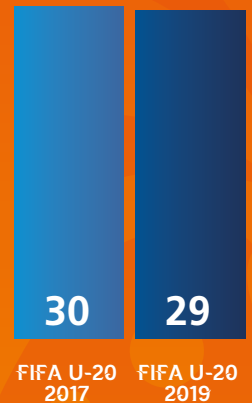
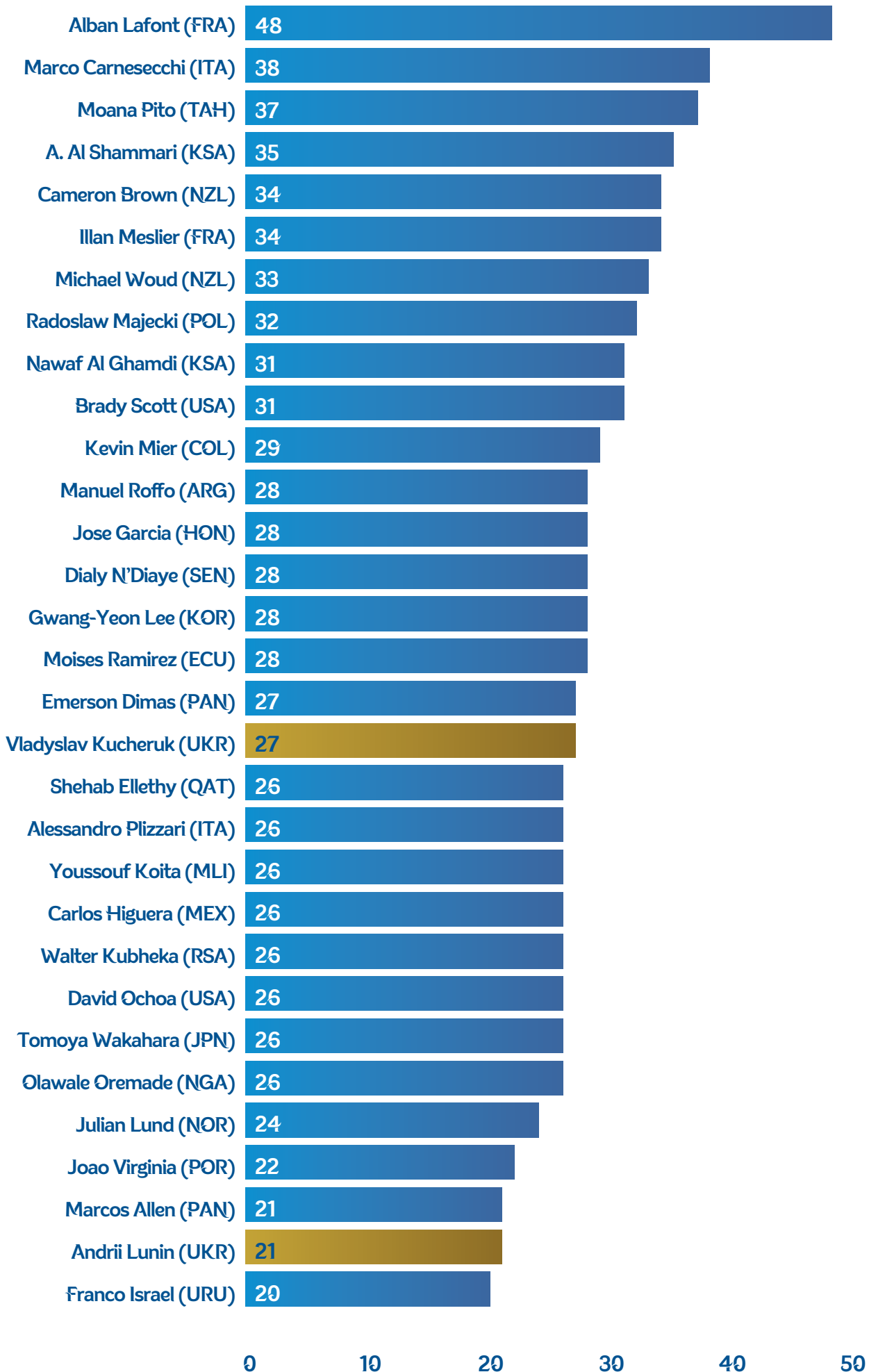
Tournament averages

FIFA U-20 2019

116

Goalkeeper passes

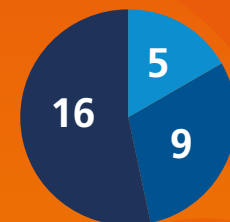
Tournament averages



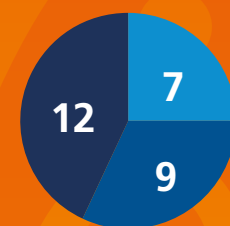
■ Passes short (under 17m) ■ Passes medium (17-34m) ■ Passes long (over 34m) ■ FIFA U-20 2019 winner

Goalkeeper pass length

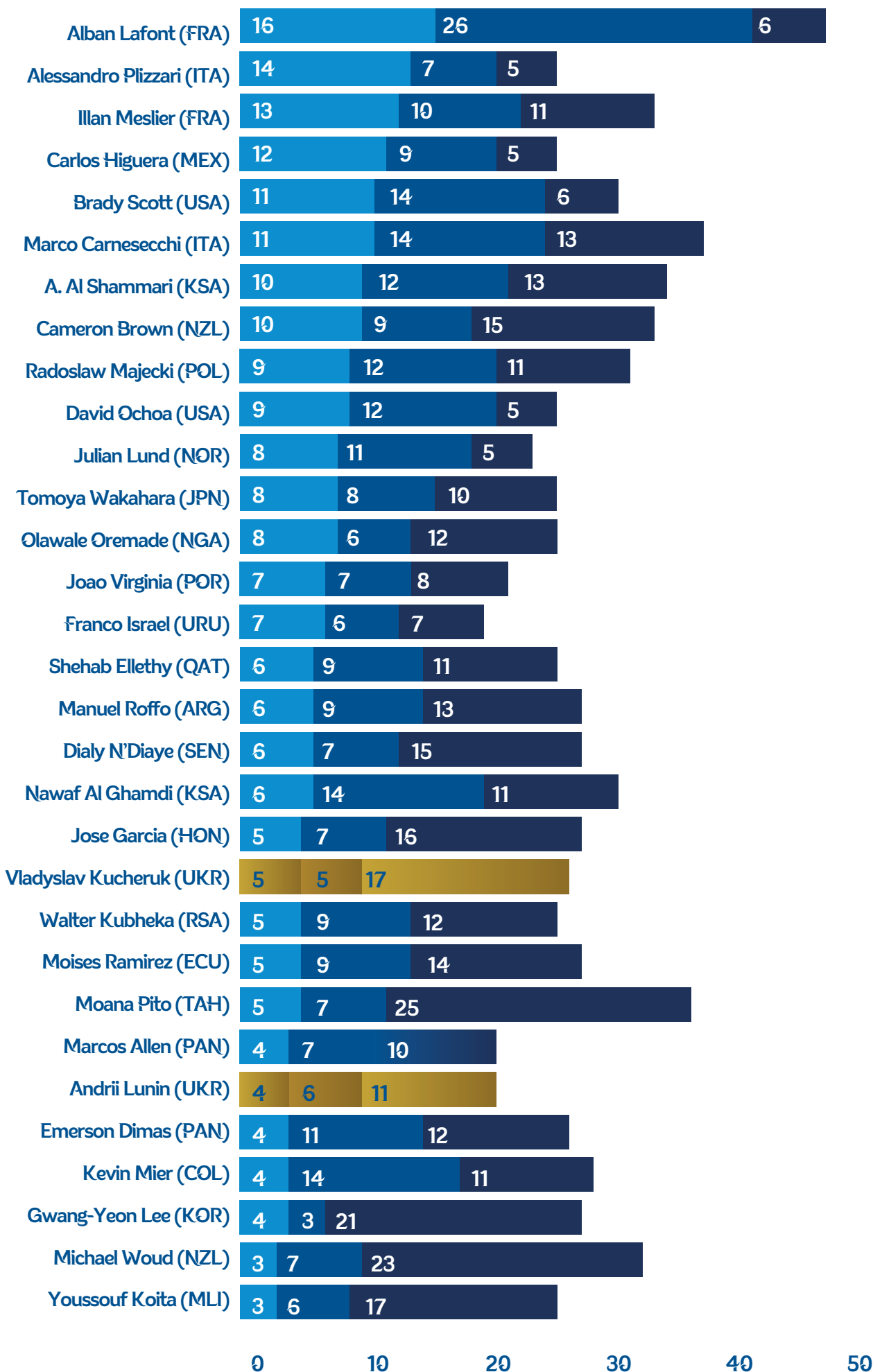
Tournament averages



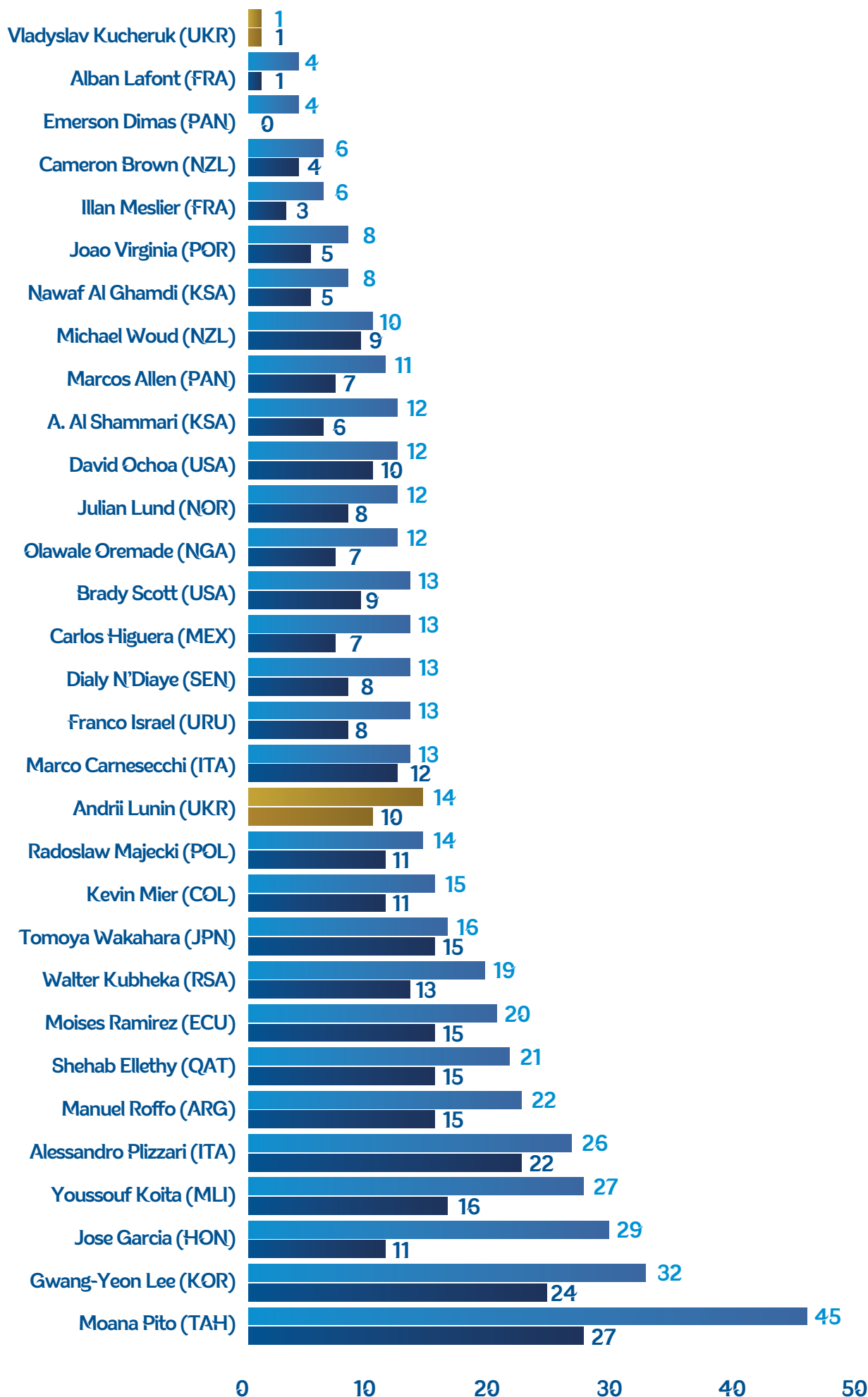
FIFA U-20 2017



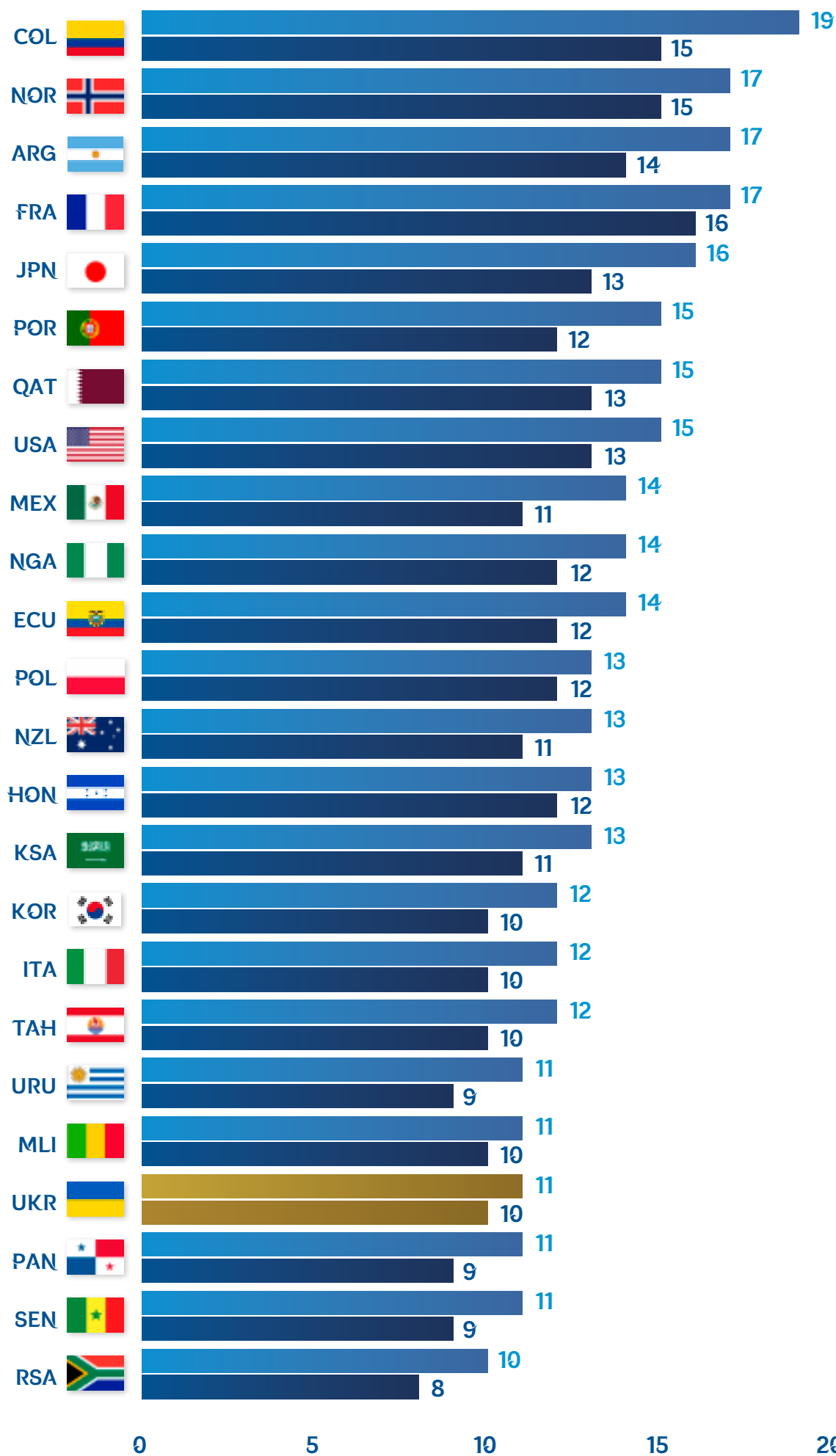
FIFA U-20 2019



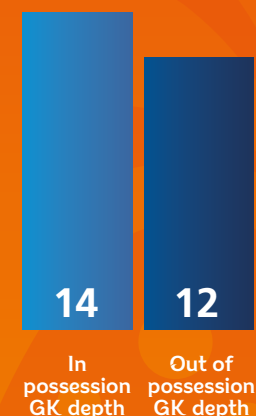
Goalkeeper saves



Goalkeeper depth in and out of possession (m)



Tournament averages



FIFA AWARDS



ADIDAS GOLDEN BALL**Lee Kangin (KOR, 10)**

ADIDAS SILVER BALL:
Serhii Buletsa (UKR, 10)

ADIDAS BRONZE BALL:
Gonzalo Plata (ECU, 20)

This award goes to the best player in the final competition on the basis of a ranking compiled by the FIFA Technical Study Group. A Silver Ball and a Bronze Ball are awarded to the second and third best players.

**ADIDAS GOLDEN BOOT****Erling Haland (NOR, 19)**

ADIDAS SILVER BOOT:
Danylo Sikan (UKR, 14)

ADIDAS BRONZE BOOT:
Amadou Sagna (SEN, 7)

This award is given to the top goalscorer of the FIFA U-20 World Cup Poland 2019. Assists were included if two or more players were equal on goals scored. The FIFA Technical Study Group decided whether an assist was to be counted. If two or more players remained equal, the player who had played fewer minutes in the final competition was ranked first. A Silver Boot and a Bronze Boot are awarded to the second and third best goalscorers.



ADIDAS GOLDEN GLOVE**Andriy Lunin (UKR, 1)**

The top goalkeeper award at the FIFA U-20 World Cup Poland 2019 is given by the FIFA Technical Study Group based on the performances throughout the final competition.

FIFA FAIR PLAY TROPHY**Japan**

The FIFA Fair Play Trophy is awarded to the team with the best fair play record, according to a points system and criteria specified in the competition regulations.





MATCH INFORMATION



MATCH INFORMATION: GROUP A

Data provided by FIFA, text provided by FIFA.com.

Poland v. Colombia				0-2 (0-1)	
1	23.05.2019	20:30	LODZ	17,463	<p>It was a festive atmosphere for the 17,463 fans on hand to see hosts Poland kick off their FIFA U-20 World Cup campaign against Colombia, but Los Cafeteros brought their own energy and came away with a 2-0 victory at Lodz Stadium.</p> <p>Forward Ivan Angulo opened the scoring in the 23rd minute, capitalising on an errant pass from Sebastian Walukiewicz. The Colombian No7 was tireless, making runs between defenders before being subbed off. Colombia would add a second goal late on, this time with substitute Luis Sandoval doing the damage.</p>
POL:	1 MAJECKI; 3 PUCHACZ (C), 5 SZOTA, 6 WALUKIEWICZ, 7 MAKOWSKI, 8 BOGUSZ, 9 STECZYK, 10 KOPACZ, 15 SOBOCINSKI, 16 SLISZ, 18 STANILEWICZ				
COL:	13 MIER; 2 CUESTA (C), 3 REYES, 4 ARROYO, 5 BALANTA, 6 PEREA, 7 ANGULO, 8 ALVARADO, 10 HERNANDEZ, 11 SINISTERRA, 16 VERA				
Scorers:	0-1 23' ANGULO (7), 0-2 90'+3 SANDOVAL (9)				
Referee:	GHORBAL Mustapha (ALG)				
Assistant referees:	AHMED ABOUELREGAL Mahmoud (EGY), GOURARI Mokrane (ALG)				
4th official:	MARTINEZ Said (HON)				
Substitutions:	POL: 55' out WALUKIEWICZ (6), in BEDNARCZYK (11), 68' out BOGUSZ (8), in ZYLLA (20), 82' out PUCHACZ (3), in BENEDYCZAK (17) COL: 60' out HERNANDEZ (10), in SANDOVAL (9), 78' out ANGULO (7), in CARBONERO (20), 90'+1 out REYES (3), in TERAN (19)				
Cautions:	COL: 43' VERA (16), 48' ALVARADO (8)				
Expulsions:	-				

Tahiti v. Senegal				0-3 (0-2)	
2	23.05.2019	18:00	LUBLIN	4,661	<p>It took only 9.6 seconds for forward Amadou Sagna to score the first goal of the FIFA U-20 World Cup Poland 2019 – the fastest goal in the history of the competition – as Senegal sailed ahead of Tahiti and never looked back, winning 3-0 at Lublin Stadium.</p> <p>The Young Lions of Teranga were on their game from the off, piling on pressure and seizing control with a 2-0 lead inside 30 minutes. Sagna wasn't done turning heads after the first minute, either. The 19-year-old netted a hat-trick in the Group A opener, scoring one final time in the 50th minute to secure all three points and a perfect start for the Africans.</p>
TAH:	21 PITO; 2 LIPARO; 3 TEHAAMOANA, 4 MORGANT, 6 BREMOND, 8 VIVI, 9 KASPARD, 10 TEHAU (C), 11 HEITAA, 13 BEAUMERT, 18 TEUMERE				
SEN:	16 NDIAYE Dialy; 2 NDIAYE Moussa; 4 DIAGNE (C), 5 AW, 7 SAGNA, 12 DIOUNKOU, 13 CISSE, 14 NIANE, 17 LOPY, 19 BADJI, 20 CISS				
Scorers:	0-1 1' SAGNA (7), 0-2 29' SAGNA (7), 0-3 50' SAGNA (7)				
Referee:	BIN JAHARI Muhammad (SIN)				
Assistant referees:	KOH Ronnie Min Kiat (SIN), BIN ABDUL Hannan (SIN)				
4th official:	YAREBOINEN David (PNG)				
Substitutions:	TAH: 64' out VIVI (8), in TUFARIUA (14), 75' out BREMOND (6), in HOLOZET (15), 82' out HEITAA (11), in TAVE (5) SEN: 75' out BADJI (19), in DRAME (10), 75' out NIANE (14), in NDIAYE (9), 82' out LOPY (17), in NIANG (15)				
Cautions:	TAH: 34' HEITAA (11), 39' LIPARO (2)				
Expulsions:	–				



Poland v. Tahiti

5-0 (3-0)

13 26.05.2019 20:30 LODZ 15,894

POL: 1 MAJECKI; 3; 5 SZOTA, 9 STECZYK, 10 KOPACZ, 11 BEDNARCZYK, 14 ZALEWSKI, 15 SOBOCINSKI, 16 SLISZ, 18 STANILEWICZ, 19 LYSZCZARZ (C), 20 ZYLLA

TAH: 21 PITO; 2 LIPARO, 3 TEHAAMOANA, 4 MORGANT, 6 BREMOND, 8 VIVI, 9 KASPARD, 10 TEHAU (C), 14 TUFARIUA, 15 HOLOZET, 18 TEUMERE,

Scorers: 1-0 18' BEDNARCZYK (11), 2-0 37' ZYLLA (20), 3-0 39' STECZYK (9), 4-0 61' STECZYK (9), 5-0 74' BENEDYCZAK (17)

Referee: AL KAF Ahmed (OMA)

Assistant referees: AL AMRI Abu Bakar (OMA), AL GHATHI Rashid (OMA)

4th official: ALARCON Joel (PER)

Substitutions: **POL:** 58' out KOPACZ (10), in BENEDYCZAK (17), 62' out SLISZ (16), in GRYSZKIEWICZ (4), 77' out ZYLLA (20), in SKORAS (13)

TAH: 46' HT out VIVI (8), in MARO (20), 46' HT out LIPARO (2), in TAVE (5), 70' out BREMOND (6), in FERRAND (19)

Cautions: –

Expulsions: **TAH:** 88' (2YR) TEHAAMOANA (3)

The hosts won their first match at the FIFA U-20 World Cup Poland 2019 in style, a 5-0 result over Tahiti. With the support of their home crowd, The White Eagles took control of the match early and never looked back.

Poland's first came via volley from Jakub Bednarczyk in the 18th minute. Next, Marcel Zylla's attacking consistency paid off as he nabbed his first goal from a half-volley that bounced over the goalkeeper's head. Dominik Steczyk joined in when he scored Poland's third goal two minutes later, putting his team in a strong position six minute from half-time.

Tahiti's best chance came in the 82nd minute, when Tutehau Tufariua fired a shot that Radosław Majecki was able to parry out for a corner.

Steczky completed his brace in the 61st minute of the second half, playing a pivotal role on the attacking front. The hosts will be roaring with confidence after their performance, due to face first-place Senegal next.

Senegal v. Colombia

2-0 (1-0)

14 26.05.2019 18:00 LUBLIN 10,450

SEN: 16 NDIAYE Dialy; 2 NDIAYE Moussa, 4 DIAGNE (C), 5 AW, 7 SAGNA, 12 DIOUNKOU, 13 Cisse, 14 NIANE, 17 LOPY, 19 BADI, 20 CISS

COL: 13 MIER; 2 CUESTA (C), 3 REYES, 4 ARROYO, 5 BALANTA, 6 PEREA, 7 ANGULO, 8 ALVARADO, 10 HERNANDEZ, 11 SINISTERRA, 16 VERA

Scorers: 1-0 34' NIANE (14, pen.), 2-0 85' LOPY (17, pen.)

Referee: OLIVER Michael (ENG)

Assistant referees: BENNETT Simon (ENG), BURT Stuart (ENG)

4th official: YAREBOINEN David (PNG)

Substitutions: **SEN:** 72' out SAGNA (7), in NIANG (15), 80' out CISS (20), in NDAW (18), 82' out NIANE (14), in DRAHE (10)

COL: 41' out PEREA (6), in CARBONERO (20), 65' out ANGULO (7), in SANDOVAL (9), 74' out HERNANDEZ (10), in AMAYA (18)

Cautions: **SEN:** 42' DIAGNE (4)

COL: 37' CUESTA (2), 58' REYES (3)

Expulsions: –

Senegal made it two wins from two at the FIFA U-20 World Cup Poland 2019 with a victory against Colombia at the Lublin Stadium on Sunday, cementing a slot in the tournament's knockout stages.

Les Lions de la Teranga had the ball in the net on 21 minutes and even though Ibrahima Niane's header was ruled offside, Senegal were soon celebrating a one-goal lead 13 minutes later after converting from the penalty spot.

Colombia's Anderson Arroyo fouled Niane inside the area, and the forward made no mistake from the spot – firing past Kevin Mier and registering his first goal of Poland 2019.

Colombia pressed in the second half in search of an equaliser but Senegal doubled their lead on 85 minutes – another goal coming from the penalty spot. Ousseynou Niang was brought down by Andres Reyes before Dion Lopy converted his spot-kick to seal the deal for the African side.



Senegal v. Poland

0-0

25 29.05.2019 20:30 LODZ 15,829

SEN: 16 NDIAYE Dialy; 2 NDIAYE Moussa, 3 MENDY, 4 DIAGNE (C), 5 AW, 9 NDIAYE Dia, 10 DRAME, 13 CISSE, 15 NIANG, 17 LOPY, 18 NDAW

POL: 1 MAJECKI Radoslaw (C); 5 SZOTA, 6 WALUKIEWICZ, 7 MAKOWSKI, 11 BEDNARCZYK, 13 SKORAS, 15 SOBOCINSKI, 16 SLISZ, 17 BENEDYCAK, 18 STANILEWICZ, 20 ZYLLA

Scorers: –

Referee: CLAUS Raphael (BRA)

Assistant referees: SIMON Danilo (BRA), PIRES Bruno (BRA)

4th official: ALARCON Joel (PER)

Substitutions: SEN: 63' out NDIAYE Dia (9), in BADJI (19), 73' out NDAW (18), in CISS (20)

POL: 66' out SKORAS (13), in PUCHACZ (3), 78' out BENEDYCAK (17), in STECZYK (9), 88' out ZYLLA (20), in LYSZCZARZ (19)

Cautions: SEN: 45'+2 LOPY (17)

POL: 41' BENEDYCAK (17)

Expulsions: –

Poland have squeezed through to the last 16 of the FIFA U-20 World Cup after a goalless draw with Senegal that sealed top spot in Group A for the Africans.

The hosts advance as one of the best third-placed teams, having been leapfrogged by Colombia, who were 6-0 winners against Tahiti in the section's other fixture.

Poland were roared on throughout by a raucous and partisan Lodz crowd but, despite constructing some promising moves, they struggled to breach a defence that has yet to concede at this U-20 World Cup.

At the other end, they were indebted to goalkeeper Radoslaw Majecki, who produced an excellent reflex save to deny Ousseynou Niang after superb play on the right from the dynamic Ibrahima Drame.

That was the best of precious few chances in a forgettable match in which neither side needed to gamble to achieve their objectives.

Colombia v. Tahiti

6-0 (4-0)

26 29.05.2019 20:30 LUBLIN 4,693

COL: 13 MIER; 2 CUESTA (C), 3 REYES, 4 ARROYO, 5 BALANTA, 6 PEREA, 7 ANGULO, 8 ALVARADO, 10 HERNANDEZ, 11 SINISTERRA, 16 VERA

TAH: 21 PITO; 4 MORGANT, 5 TAVE, 6 BREMOND, 10 TEHAU (C), 11 HEITAA, 13 BEAUMERT, 14 TUFARIUA, 15 HOLOZET, 18 TEUMERE, 20 MARO

Scorers: 1-0 8' SINISTERRA (11), 2-0 37' SINISTERRA (11), 3-0 38' HERNANDEZ (10), 4-0 42' HERNANDEZ (10), 5-0 70' HERNANDEZ (10), 6-0 87' CAICEDO (17)

Referee: SIEBERT Daniel (GER)

Assistant referees: SEIDEL Jan (GER), FOLTYN Rafael (GER)

4th official: YAREBOINEN David (PNG)

Substitutions: COL: 46' HT out VERA (16), in COLORADO (21), 57' out REYES (3), in PALMA (14), 67' out SINISTERRA (11), in CAICEDO (17)

TAH: 46' HT out BEAUMERT (13), in AMAU (7), 46' HT out HOLOZET (15), in ARANEDA (17), 83' out MARO (20), in FERRAND (19)

Cautions: COL: 44' ALVARADO (8)

TAH: 30' BREMOND (6), 79' TEUMERE (18)

Expulsions: TAH: 83' (2YR) HEITAA (11)

Colombia's No10 Juan Hernandez netted a hat-trick to propel his side to a 6-0 victory against Tahiti on Wednesday night at Lublin Stadium. The result secured Los Cafeteros' spot in the knockout stage at Poland 2019.

Luis Sinisterra opened the scoring in the eighth minute, heading home Jaime Alvarado's corner kick at the near post.

Despite a spirited defensive effort from Tahiti following the opener, Colombia broke through to score three times in five minutes at the end of the first half. Sinisterra completed his brace in the 37th minute, before Hernandez slotted home in the 38th and 42nd minutes.

Hernandez collected his hat-trick in the 70th minute, volleying in Ivan Angulo's cross, before substitute Deiber Caicedo's jinking individual effort three minutes from full time capped off a dominant performance for Los Cafeteros, who are through to the Round of 16 as second-place finishers in Group A. Tahiti, meanwhile, will bow out of the competition in the group stage.



GROUP A

Rank	Team	MP	W	D	L	GF	GA	+/-	Pts
1	Senegal	3	2	1	0	5	0	+5	7
2	Colombia	3	2	0	1	8	2	+6	6
3	Poland	3	1	1	1	5	2	+3	4
4	Tahiti	3	0	0	3	0	14	-14	0

MATCH INFORMATION: GROUP B

Mexico v. Italy

1-2 (1-1)

3 23.05.2019 18:00 GDYNIA 7,893

MEX: 1 HIGUERA; 2 ALVAREZ, 3 SEPULVEDA (C), 4 ORONA, 5 CARDENAS, 8 DOMINGUEZ, 9 MACIAS, 10 LAINEZ, 11 DE LA ROSA, 14 LEON, 16 MERAZ

ITA: 1 PLIZZARI; 3 TRIPALDELLI, 4 GABBIA, 7 FRATTESI, 9 PINAMONTI (C), 11 SCAMACCA, 13 RANIERI, 14 BELLANOVA, 15 DEL PRATO, 17 PELLEGRINI, 20 ESPOSITO

Scorers: 0-1 3' FRATTESI (7), 1-1 37' DE LA ROSA (11), 1-2 67' RANIERI (13)

Referee: CLAUS Raphael (BRA)

Assistant referees: SIMON Danilo (BRA), PIRES Bruno (BRA)

4th official: GONZALEZ Leodan (URU)

Substitutions: **MEX:** 46' HT out DOMINGUEZ (8), in FIGUEROA (19), 87' out DE LA ROSA (11), in HERNANDEZ (7)

ITA: 78' out SCAMACCA (11), in CAPONE (10), 85' out FRATTESI (7), in ALBERICO (19), 88' out ESPOSITO (20), in COLPANI (8)

Cautions: **MEX:** 70' DE LA ROSA (11)

ITA: 79' GABBIA (4), 89' RANIERI (13)

Expulsions: –

Italy got off to a flying start at the FIFA U-20 World Cup Poland 2019 thanks to an impressive, quick goal by Davide Frattesi. The Italians were especially dominant in the first 20 minutes, but Mexico gradually grew into the game. El Tri capitalised on poor defending from a corner as Roberto de la Rosa headed in the equaliser a few minutes before half-time.

Gli Azzurrini, who finished third at the U-20 World Cup in 2017, took back control of proceedings after the break and eventually found the winner through Luca Ranieri.

Japan v. Ecuador

1-1 (0-1)

4 23.05.2019 20:30 BYDGOSZCZ 3,018

JPN: 1 WAKAHARA; 2 HIGASHI, 3 KOBAYASHI, 4 SEKO, 5 SUGAWARA, 6 GOKE, 7 ITO, 9 SAITO Koki, 10 SAITO Mitsuki (C), 11 TAGAWA, 16 YAMADA

ECU: 1 RAMIREZ; 2 POROZO, 3 PALACIOS, 4 ESPINOZA (C), 5 ALCIVAR, 8 CIFUENTES, 9 CAMPANA, 10 REZABALA, 11 ALVARADO, 14 MINA, 20 PLATA

Scorers: 0-1 45' TAGAWA (11, own goal), 1-1 68' YAMADA (16)

Referee: VINCIC Slavko (SVN)

Assistant referees: KLANCNIK Tomaz (SVN), KOVACIC Andraz (SVN)

4th official: SCHAEERER Sandro (SUI)

Substitutions: **JPN:** 46' HT out SAITO Koki (9), in MIYASHIRO (13), 66' out GOKE (6), in NISHIKAWA (14)

ECU: 79' out REZABALA (10), in PLAZA (17)

Cautions: **JPN:** 30' ITO (7), 43' YAMADA (16), 78' SUGAWARA (5)

Expulsions: –

South American champions Ecuador faced a tough opening-day challenge against perennial FIFA U-20 World Cup qualifiers Japan in Bydgoszcz. La Tricolor took the lead right before half-time, albeit rather fortuitously. From a free-kick, Japan goalkeeper Tomoya Wakahara punched his clearance directly into team-mate Kyosuke Tagawa's face and the ball ricocheted into the goal.

However, Japan fought their way back into the game with a large amount of the credit due to Wakahara, who saved Jordan Rezaabala's penalty early in the second half to keep his team in with a chance. And that moment proved to be just what the Samurai Blue needed as Kota Yamada equalised in the 68th minute, steering his shot home from close range after Ecuador keeper Moises Ramirez failed to clear his lines.



Mexico v. Japan

0-3 (0-1)

15 26.05.2019 15:30 GDYNIA 4,930

MEX: 1 HIGUERA; 2 ALVAREZ, 3 SEPULVEDA (C), 4 ORONA, 5 CARDENAS, 9 MACIAS, 10 LAINEZ, 11 DE LA ROSA, 14 LEON, 16 MERAZ, 20 LOZANO

JPN: 1 WAKAHARA; 3 KOBAYASHI, 4 SEKO, 5 SUGAWARA, 8 FUJIMOTO, 9 SAITO Koki, 10 SAITO Mitsuki (C), 11 TAGAWA, 13 MIYASHIRO, 15 SUZUKI Toichi, 16 YAMADA

Scorers: 0-1 21' MIYASHIRO (13), 0-2 52' TAGAWA (11), 0-3 77' MIYASHIRO (13)

Referee: SIEBERT Daniel (GER)

Assistant referees: SEIDEL Jan (GER), FOLTYN Rafael (GER)

4th official: TANTASHEV Ilgiz (UZB)

Substitutions: MEX: 24' out MERAZ (16), in FIGUEROA (19), 46' HT out DE LA ROSA (11), in DOMINGUEZ (8), 73' out LOZANO (20), in LOPEZ Daniel (17)

JPN: 76' out SAITO Koki (9), in NAKAMURA (20), 81' out FUJIMOTO (8), in ITO (7), 87' out MIYASHIRO (13), in HARA (18)

Cautions: MEX: 43' LOZANO (20), 60' DOMINGUEZ (8)

JPN: 45'+4 SAITO Mitsuki (10), 72' MIYASHIRO (13)

Expulsions: –

Japan registered a comprehensive 3-0 triumph over Mexico in Group B at the FIFA U-20 World Cup Poland 2019. It was the Samurai Blue's first win of the tournament.

Japan pressed El Tri from the kick-off, frustrating playmaker Diego Lainez and goalscorer Jose Macias. At the other end of the field they were measured with their passing, probing for a way through that would come via Taisei Miyashiro in the 21st minute. Miyashiro burst through the penalty area to latch onto a flicked header and fire a right-footed shot off the far post and in.

Kyosuke Tagawa added to Japan's advantage in the 52nd minute, rising to redirect a corner kick past Mexico goalkeeper Carlos Higuer. The Japanese put a bow on their performance with a brilliant team move in the 77th minute, initiated by a goal-kick and capped off by Miyashiro completing his brace.

With the victory Japan bolstered their chances of advancing to the knockout stages, having collected four points from their opening two games. Mexico, meanwhile, will continue to seek their first points at Poland 2019.

Ecuador v. Italy

0-1 (0-1)

16 26.05.2019 18:00 BYDGOSZCZ 6,717

ECU: 1 RAMIREZ; 2 POROZO, 3 PALACIOS, 4 ESPINOZA (C), 5 ALCIVAR, 6 VALLECILLA, 8 CIFUENTES, 9 CAMPANA, 10 REZABALA, 11 ALVARADO, 20 PLATA

ITA: 1 PLIZZARI; 3 TRIPALDELLI, 4 GABBIA, 7 FRATTESI, 9 PINAMONTI (C), 11 SCAMACCA, 13 RANIERI, 14 BELLANOVA, 15 DEL PRATO, 17 PELLEGRINI, 20 ESPOSITO

Scorers: 0-1 15' PINAMONTI (9)

Referee: MAKHADMEH Adham (JOR)

Assistant referees: ALROALLE Ahmad (JOR), ALKALAF Mohammad (JOR)

4th official: SCHAEERER Sandro (SUI)

Substitutions: ECU: 60' out ESPINOZA (4), in PLAZA (17), 78' out ALCIVAR (5), in SEGURA (19)

ITA: 73' out ESPOSITO (20), in COLPANI (8), 82' out SCAMACCA (11), in CAPONE (10), 90' out FRATTESI (7), in ALBERICO (19)

Cautions: ECU: 65' PALACIOS (3), 84' PLATA (20)

ITA: 45'+2 DEL PRATO (15), 58' SCAMACCA (11), 72' PELLEGRINI (17), 87' CAPONE (10), 90'+1 BELLANOVA (14)

Expulsions: ECU: 41' POROZO (2)

Italy overcame ten-man Ecuador 1-0 to ensure their qualification to the next round at the FIFA U-20 World Cup Poland 2019. It was an absorbing and incident-heavy contest in front a full Bydgoszcz crowd.

Azzurri captain Andrea Pinamonti scored the lone goal in the 15th minute with a piece of technical skill, guiding in a half-volley with his right foot after Gianluca Scamacca teed him up perfectly with a cushioned header. Luca Pellegrini provided the initial service with a high, lofted cross.

The match took a turn when towering Ecuador centre-back Jackson Porozo was shown a straight red card following a high and late challenge on Alessandro Tripaldelli.

Ecuador had a golden opportunity to level matters after Jose Cifuentes had his shirt pulled by Enrico Del Prato. The referee awarded the penalty following a VAR review, but Leonardo Campana had his attempt saved by Alessandro Plizzari seconds before half-time.

Jorge Celico's side ultimately could not find their way past a superb performance from the Italian defence, namely Plizzari.



Ecuador v. Mexico

1-0 (1-0)

27 29.05.2019 18:00 GDYNIA 4,208

ECU: 1 RAMIREZ; 3 PALACIOS, 4 ESPINOZA (C), 5 ALCIVAR, 6 VALLECILLA, 8 CIFUENTES, 9 CAMPANA, 10 REZABALA, 11 ALVARADO, 14 MINA, 20 PLATA

MEX: 1 HIGUERA; 2 ALVAREZ, 3 SEPULVEDA (C), 4 ORONA, 5 CARDENAS, 9 MACIAS, 10 LAINEZ, 13 TREJO, 14 LEON, 19 FIGUEROA, 20 LOZANO

Scorers: 1-0 12' PLATA (20)

Referee: KRUIZIAK Ivan (SVK)

Assistant referees: SOMOLANI Tomas (SVK), HANCKO Branislav (SVK)

4th official: OLIVER Michael (ENG)

Substitutions: **ECU:** 79' out REZABALA (10), in QUINTERO (16), 90'+2 out ALVARADO (11), in ESTUPINAN (7)

MEX: 46' HT out FIGUEROA (19), in DE LA ROSA (11), 59' out LOZANO (20), in GUTIERREZ (18), 76' out ALVAREZ (2), in PLASCENCIA (15)

Cautions: **ECU:** 14' CIFUENTES (8), 44' ALVARADO (11), 89' VALLECILLA (6), 90'+5 RAMIREZ (1)

MEX: 45'+2 SEPULVEDA (3), 48' DE LA ROSA (11), 81' ORONA (4), 84' TREJO (13), 85' CARDENAS (5)

Expulsions: –

An early goal from Gonzalo Plata helped Ecuador see off Mexico 1-0 at the Gdynia Stadium on Wednesday, in the final round of Group B matches at the FIFA U-20 World Cup Poland 2019.

The Ecuadorians controlled the pace of a first half that saw few clear-cut chances for either side. Their breakthrough came 12 minutes in when Gustavo Vallecilla motored past three defenders to reach the byline and pull the ball back for Gonzalo Plata, who calmly finished from 12 yards.

Seven minutes later it looked as if Mexico had equalised. But after consultation with the Video Assistant Referee (VAR), the referee ruled out Mario Trejo's set-piece header as the Mexico defender was adjudged to be offside.

Jose Macias managed El Tri's best effort of the second half with another header, but Ecuador goalkeeper Moises Ramirez saved well to his right, ensuring that Mexico's U-20 World Cup came to an end.

Though Ecuador close out Group B behind Italy and Japan, La Tricolor's four points give them a strong chance of reaching the final 16 as one of the top four third-place finishers. They will have to wait for other results to decide their Poland 2019 fate.

Italy v. Japan

0-0

28 29.05.2019 18:00 BYDGOSZCZ 6,702

ITA: 12 CARNESECCHI; 2 CANDELA, 3 TRIPALDELLI, 5 BUONGIORNO, 6 BETTELLA, 7 FRATTESI (C), 8 COLPANI, 10 CAPONE, 16 GORI, 18 OLIVIERI, 19 ALBERICO

JPN: 1 WAKAHARA; 2 HIGASHI, 3 KOBAYASHI, 5 SUGAWARA, 7 ITO, 9 SAITO Koki, 10 SAITO Mitsuki (C), 11 TAGAWA, 14 NISHIKAWA, 16 YAMADA, 17 MIKUNI

Scorers: –

Referee: GHORBAL Mustapha (ALG)

Assistant referees: AHMED ABOUELREGAL Mahmoud (EGY), GOURARI Mokrane (ALG)

4th official: SCHAEERER Sandro (SUI)

Substitutions: **ITA:** 46' HT out BETTELLA (6), in GABBIA (4), 71' out COLPANI (8), in ESPOSITO (20), 89' out GORI (16), in PINAMONTI (9)

JPN: 22' out TAGAWA (11), in NAKAMURA (20), 78' out SAITO Koki (9), in SUZUKI Toichi (15), 86' out NISHIKAWA (14), in HARA (18)

Cautions: **ITA:** 59' FRATTESI (7)

JPN: 54' MIKUNI (17)

Expulsions: –

Japan ensured their FIFA U-20 World Cup journey will continue beyond the group stage at Poland 2019 with a goalless draw against Group B winners Italy in sunny Bydgoszcz.

Knowing a point would be enough to secure their passage to knockout football, Japan head coach Masanaga Kageyama's side played with more urgency than already-qualified Italy, with more possession and shot attempts than Paolo Nicolato's side. The Italian manager made nine changes from their last game and gave six players their first minutes at this U-20 World Cup, including goalkeeper Marco Carnesecchi.

The Atalanta-based keeper came up with the match's biggest moment when he saved Hiroki Ito's penalty in the 11th minute. Referee Mustapha Ghorbal awarded the penalty after Kyosuke Tagawa was brought down by Alessandro Buongiorno. Tagawa had to exit the game minutes later after he picked up what looked to be a hamstring injury.

Italy did give Japan a scare in front of goal midway through the second half when Marco Olivieri broke free to create a one-on-one with Japan keeper Tomoya Wakahara, but the Kyoto Sanga custodian displayed his quick reflexes and made the crucial save, which proved to be enough to bring his team the point they needed to book their place in the next round.

GROUP B

Rank	Team	MP	W	D	L	GF	GA	+/-	Pts
1	Italy	3	2	1	0	3	1	+2	7
2	Japan	3	1	2	0	4	1	+3	5
3	Ecuador	3	1	1	1	2	2	0	4
4	Mexico	3	0	0	3	1	6	-5	0



MATCH INFORMATION: GROUP C

Honduras v. New Zealand

0-5 (0-3)

5 24.05.2019 18:00 LUBLIN 4,484
HON: 1 GARCIA; 3 DIEGO, 4 GOMEZ, 5 DECAS (C), 6 LOPEZ, 7 CALIX, 10 MEJIA, 11 VILAFRANCA, 16 JEAN BAPTISTE, 17 PALMA, 19 ALVAREZ

NZL: 1 WOOD; 2 STANGER, 4 STENSNESS, 5 PIJNAKER, 7 JUST, 8 BELL (C), 10 SINGH, 13 CACACE, 17 ELLIOT, 18 WAINE, 19 MCCOWATT

Scorers: 0-1 8' DIEGO (3, own goal), 0-2 17' WAINE (18), 0-3 27' WAINE (18), 0-4 51' SINGH (10), 0-5 90'+1 CONROY (11)

Referee: HERRERA Alexis (VEN)

Assistant referees: URREGO Jorge (VEN), MORENO Tulio (VEN)

4th official: ALARCON Joel (PER)

Substitutions: **HON:** 46' HT out MEJIA (10), in ROSALES (14), 61' out CALIX (7), in GUEVARA (13), 66' out PALMA (17), in ROMERO (9)

NZL: 54' out MCCOWATT (19), in CONROY (11), 70' out WAINE (18), in WILKINS (3), 83' out JUST (7), in EBBINGE (20)

Cautions: **HON:** 19' LOPEZ (6), 73' GUEVARA (13)

NZL: 82' WILKINS (3)

Expulsions: –

New Zealand produced the nation's biggest win in FIFA U-20 World Cup history with a 5-0 rout of Honduras to open Group C play at the FIFA U-20 World Cup Poland 2019.

Darwin Diego inadvertently steered the ball into his own net just eight minutes into the match, and that unfortunate moment seemed to deflate Carlos Tabora's side. After that, New Zealand took full control of the match as Ben Waine had a brace to his name midway through the first half.

The second half continued in much a similar vein to the first. New Zealand maintained their dominance with Sarpreet Singh and Matt Conroy adding a fourth and fifth goal to ensure the Kiwis made history to commence their Poland 2019 campaign.

Uruguay v. Norway

3-1 (2-0)

6 24.05.2019 20:30 LODZ 4,626
URU: 1 ISRAEL ; 2 MENDEZ (C), 4 BUSQUETS, 6 ARAUJO Maximiliano, 8 RODRIGUEZ Santiago, 9 NUNEZ, 11 RODRIGUEZ Brian, 14 GINELLA, 16 ACEVEDO, 18 SANABRIA, 19 ARAUJO Ronald

NOR: 12 LUND; 2 BORCHGREVINK, 5 OSTIGARD (C), 7 VETLESEN, 10 MARKOVIC, 14 FREDRIKSEN, 16 BORKEEJET, 17 EVJEN, 18 SVENDSEN, 19 HALAND, 21 BRYNHILDSEN

Scorers: 1-0 21' NUNEZ (9), 2-0 29' GINELLA (14), 2-1 47' BORCHGREVINK (2), 3-1 87' RODRIGUEZ Brian (11)

Referee: ELFATH Ismail (USA)

Assistant referees: ATKINS Kyle (USA), PARKER Corey (USA)

4th official: TANTASHEV Ilgiz (UZB)

Substitutions: **URU:** 46' HT out ARAUJO Ronald (19), in ELIZALDE (15), 77' out RODRIGUEZ Santiago (8), in SCHIAPPACASSE (10), 84' out MENDEZ (2), in BARRIOS (5)

NOR: 65' out MARKOVIC (10), in CHRISTENSEN (20), 73' out BRYNHILDSEN (21), in HAUGE (11), 76' out SVENDSEN (18), in THORSTVEDT (9)

Cautions: **NOR:** 43' VETLESEN (7), 48' SVENDSEN (18)

Expulsions: –

Two sumptuous first-half goals helped Uruguay see off a spirited Norway challenge and win 3-1 in their engrossing opener at the FIFA U-20 World Cup Poland 2019.

Luis Suarez memorably scored a golazo from just outside the box against Spain in Uruguay's Canada 2007 opener, and their current spearhead repeated the feat in the 21st minute in Lodz. Ronald Araujo parted the Norwegian defence with a long ball for Darwin Nunez, who chested it into his path and unleashed a fizzing, dipping volley that left goalkeeper Julian Lund stationary.

It was 2-0 just before the half-hour, the exhilarating Brian Rodriguez deceiving his marker on the right wing and feeding Francisco Ginella, who cannily snuck between two Norwegians and lifted the ball into the roof of the net from seven yards.

The second period was, however, a different story. Tobias Borkeeeiet, from 15 yards inside his own half, produced a superlative pass for Christian Borchgrevink to coolly stroke home, on the volley, from the edge of the penalty area.

Norway dominated possession and went close a few times thereafter, but Rodriguez put the result beyond doubt with a late breakaway goal.



Honduras v. Uruguay**0-2 (0-1)****17 27.05.2019 18:00 LUBLIN 6,173**

HON: 1 GARCIA; 2 RIVAS, 4 GOMEZ, 5 DECAS (C), 8 CHAVEZ, 9 ROMERO, 11 VILLAFRANCA, 16 JEAN BAPTISTE, 18 NUNEZ, 19 ALVAREZ, 20 PALACIOS

URU: 1 ISRAEL; 2 MENDEZ (C), 3 CACERES, 4 BUSQUETS, 6 ARAUJO Maximiliano, 8 RODRIGUEZ Santiago, 9 NUNEZ, 10 SCHIAPPACASSE, 11 RODRIGUEZ Brian, 14 GINELLA, 16 ACEVEDO

Scorers: 0-1 41' ACEVEDO (16), 0-2 90'+1 SCHIAPPACASSE (10)

Referee: GIL MANZANO Jesus (ESP)

Assistant referees: NEVADO Angel (ESP), BARBERO Diego (ESP)

4th official: YAREBOINEN David (PNG)

Substitutions: **HON:** 53' out ROMERO (9), in GUEVARA (13), 67' out GOMEZ (4), in ROSALES (14), 77' out PALACIOS (20), in MEJIA (10)

URU: 51' out CACERES (3), in ELIZALDE (15), 80' out RODRIGUEZ Brian (11), in SANABRIA (18), 85' out RODRIGUEZ Santiago (8), in CHACON (17)

Cautions: **HON:** 9' ALVAREZ (19), 38' ROMERO (9), 63' VILLAFRANCA (11), 83' RIVAS (2)

URU: 68' ARAUJO Maximiliano (6), 74' ELIZALDE (15)

Expulsions: –

Late goals in each half helped Uruguay outlast Honduras 2-0 at Lublin Stadium on Monday during Group C action of the FIFA U-20 World Cup Poland 2019. The result saw La Celeste secure their place in the knockout stage.

Uruguay's first was the product of a well-worked set piece in the 41st minute. Brian Rodriguez's delivery from more than 40 yards out reached the head of Sebastian Caceres on the right-hand side of the penalty area. The 19-year-old defender flicked the ball tantalisingly across the face of goal, teeing up Acevedo's right-footed blast into the back of the net.

Coming off a thorough defeat at the hands of New Zealand, Honduras coach Carlos Tabora made five changes to his starting XI, and the improvement was immediately evident. Los Catrachos were stingy in defence and at times overwhelmed Uruguay with their attacking movement up the left flank.

But Uruguay struck again a minute into second-half stoppage time. Nicolas Schiappacasse barrelled into position to finish off an elegant counterattack, ensuring his side a spot in the last 16.

Norway v. New Zealand**0-2 (0-0)****18 27.05.2019 20:30 LODZ 2,165**

NOR: 12 LUND; 2 BORCHGREVINK, 3 KITOLANO, 5 OSTIGARD (C), 7 VETLESEN, 10 MARKOVIC, 14 FREDRIKSEN, 16 BORKEEIT, 18 SVENDSEN, 19 HALAND, 20 CHRISTENSEN

NZL: 1 WOULD; 2 STANGER, 4 STENSNESS, 5 PIJNAKER, 7 JUST, 8 BELL (C), 10 SINGH, 13 CACACE, 17 ELLIOT, 18 WAINE, 19 MCCOWATT

Scorers: 0-1 71' STENSNESS (4), 0-2 83' KITOLANO (3, own goal)

Referee: Jean-Jacques NDALA (COD)

Assistant referees: SAFARI Olivier (COD), AMALDINE Soulimane (COM)

4th official: ALARCON Joel (PER)

Substitutions: **NOR:** 66' out MARKOVIC (10), in EVJEN (17), 66' out CHRISTENSEN (20), in BRYNHILDSEN (21), 78' out SVENDSEN (18), in THORSTVEDT (9)

NZL: 72' out WAINE (18), in CONROY (11), 90'+2 out MCCOWATT (19), in ZWETSLOOT (15)

Cautions: **NOR:** 52' KITOLANO (3)

NZL: 35' CACACE (13)

Expulsions: –

Gianni Stensness's second-half screamer put New Zealand en route to a 2-0 victory over Norway that sent them into the knockout phase for the third consecutive FIFA U-20 World Cup.

The Junior All Whites had the better of the first half, but their finishing failed to match their exquisite build-up play and when Liberato Cacace did test Julian Lund, the Norway goalkeeper made a smart save.

Lund denied Ben Wain and a Callum McCowatt free-kick shortly after the restart, but was powerless to prevent New Zealand breaking the deadlock in the 71st minute. There appeared minimal danger when the ball fell to Stensness, outside the penalty area, but his thunderbolt flew into the top corner.

The result fell beyond doubt late on. Cacace broke down the left and fed Elijah Just, whose cross was inadvertently turned into his own net by John Kitolano.



Norway v. Honduras

12-0 (5-0)

29 30.05.2019 18:00 LUBLIN 5,646

NOR: 12 LUND; 2 BORCHGREVINK, 5 OSTIGARD (C), 6 HADZIC, 9 THORSTVEDT, 11 HAUGE, 14 FREDRIKSEN, 16 BORKEEIT, 17 EVJEN, 19 HALAND, 20 CHRISTENSEN

HON: 1 GARCIA; 2 RIVAS, 4 GOMEZ, 5 DECAS (C), 6 LOPEZ, 8 CHAVEZ, 11 VILLAFRANCA, 14 ROSALES, 15 ANTUNEZ, 16 JEAN BAPTISTE, 18 NUNEZ

Scorers: 1-0 7' HALAND (19), 2-0 20' HALAND (19), 3-0 30' OSTIGARD (5), 4-0 36' HALAND (19, pen.), 5-0 43' HALAND (19), 6-0 46' HAUGE (11), 7-0 50' HALAND (19), 8-0 67' HALAND (19), 9-0 77' HALAND (19), 10-0 82' MARKOVIC (10), 11-0 88' HALAND (19), 12-0 90' HALAND (19)

Referee: BIN JAHARI Muhammad (SIN)

Assistant referees: KOH Ronnie Min Kiat (SIN), BIN ABDUL Hannan (SIN)

4th official: SIEBERT Daniel (GER)

Substitutions: **NOR:** 61' out BORCHGREVINK (2), in TOTLAND (15), 68' out HADZIC (6), in BOHINEN (8), 78' out THORSTVEDT (9), in MARKOVIC (10)

HON: 46' HT out ANTUNEZ (15), in DIEGO (3), 61' out JEAN BAPTISTE (16), in CALIX (7), 73' out NUNEZ (18), in MEJIA (10)

Cautions: **NOR:** 64' HAUGE (11)

HON: 24' JEAN BAPTISTE (16), 26' NUNEZ (18), 52' CHAVEZ (8), 78' LOPEZ (6)

Expulsions: **HON:** 57' (2YR) GOMEZ (4), 90'+2 LOPEZ (6)

Erling Haland scored nine times to shatter the record for goals in a FIFA U-20 World Cup match and help Norway thrash Honduras 12-0 in the biggest victory in the competition's history. He outranked Adailton, who scored six for Brazil in a 10-3 win over Korea Republic in 1997.

Haland's first came in the seventh minute, and by half-time he already had four to his name. The pick of the bunch was when Tobias Borkeeiet found Haland with a looping through ball, and the hulking centre-forward did the rest.

Two red cards for Honduras made matters worse as Los Catrachos crashed out of Poland 2019 emphatically.

Norway will have to wait to find out their fate in the competition. They hope their goal difference will be enough to see them finish as one of the top four third-placed sides.

New Zealand v. Uruguay

0-2 (0-1)

30 30.05.2019 18:00 LODZ 4,385

NZL: 12 BROWN; 2 STANGER, 3 WILKINS, 5 PIJNAKER, 6 SCHNELL, 9 MATA (C), 11 CONROY, 14 VAN DEN HOVEN, 15 ZWETSLOOT, 16 WOOLDRIDGE, 20 EBBINGE

URU: 1 ISRAEL; 2 MENDEZ (C), 5 BARRIOS, 7 GOMEZ, 9 NUNEZ, 13 ANCHETA, 15 ELIZALDE, 17 CHACON, 18 SANABRIA, 19 ARAUJO Ronald, 20 BOSELLI

Scorers: 0-1 40' NUNEZ (9), 0-2 90'+5 RODRIGUEZ Brian (11)

Referee: MAKHADMEH Adham (JOR)

Assistant referees: ALROALLE Ahmad (JOR), ALKALAF Mohammad (JOR)

4th official: ALARCON Joel (PER)

Substitutions: **NZL:** 9' out ZWETSLOOT (15), in BELL (8), 46' HT out STANGER (2), in STENSNESS (4), 77' out PIJNAKER (5), in SINGH (10)

URU: 66' out NUNEZ (9), in SCHIAPPACASSE (10), 83' out CHACON (17), in ACEVEDO (16), 90'+1 out BOSELLI (20), in RODRIGUEZ (11)

Cautions: **NZL:** 87' VAN DEN HOVEN (14)

Expulsions: –

Uruguay ended the FIFA U-20 World Cup Poland 2019 group stage with a 100 per cent record after earning a 2-0 victory against New Zealand in Lodz.

Both sides went into their final group encounter already assured of Round of 16 berths and sought to rest players because of it; New Zealand making nine changes, and Uruguay eight, to the teams that ran out on Monday.

La Celeste looked the more threatening side going forward in the first half and their pressure was rewarded five minutes before the break when Darwin Nunez's powerful strike got the better of goalkeeper Cameron Brown. It was the first goal the Junior All Whites had conceded at Poland 2019.

Uruguay then sealed the deal in second-half injury-time through Brian Rodriguez, ensuring the South Americans signed off the group stage in style with three wins out of three.



GROUP C

Rank	Team	MP	W	D	L	GF	GA	+/-	Pts
1	Uruguay	3	3	0	0	7	1	+6	9
2	New Zealand	3	2	0	1	7	2	+5	6
3	Norway	3	1	0	2	13	5	+8	3
4	Honduras	3	0	0	3	0	19	-19	0

MATCH INFORMATION: GROUP D

Qatar v. Nigeria

0-4 (0-2)

7 24.05.2019 18:00 TYCHY 3,010

QAT: 18 SHEHAB MAMDOUH; 2 NASIR PEER (C), 3 AHMED ALMINHALI, 4 ABDOLLAH ALI, 8 ANDRI SYAHPUTRA, 9 YUSUF ABDURISAG, 14 EISA AHMAD, 15 BAHAA MAMDOUH, 16 HASHIM ALI, 17 MOHAMMED WAAD, 19 AHMED SUHAIL

NGA: 16 OREMADE; 2 RABIU, 3 UTIN (C), 5 SALAWUDEEN, 6 OZORNWAFOR, 8 DELE-BASHIRU, 11 OFFIA, 14 MICHAEL, 15 MUHAMMAD, 19 EFFIOM, 20 TJANI

Scorers: 0-1 12' EFFIOM (19), 0-2 24' OFFIA (11), 0-3 68' DELE-BASHIRU (8), 0-4 74' SALAWUDEEN (5)

Referee: GUERRERO Fernando (MEX)

Assistant referees: HERNANDEZ Pablo (MEX), MARTINEZ Jose (MEX)

4th official: BARTON Ivan (SLV)

Substitutions: **QAT:** 46' HT out ABDOLLAH ALI (4), in KHALED MOHAMMED (10), 55' out EISA AHMAD (14), in ABDULRASHEED UMARU (7), 82' out MOHAMMED WAAD (17), in NASSER ALYAZIDI (6)

NGA: 68' out TJANI (20), in ADAMS (9), 81' out DELE-BASHIRU (8), in OFOBORH (13), 81' out EFFIOM (19), in MAKANJUOLA (17)

Cautions: NGA: 71' OZORNWAFOR (6)

Expulsions: –

Nigeria delivered a bold statement of intent with a 4-0 thumping of Qatar in their Group D curtain-raiser at the FIFA U-20 World Cup Poland 2019.

The Flying Eagles, runners-up to a Joao Pinto-propelled Portugal in 1989 and a Lionel Messi-inspired Argentina in 2005, soared 2-0 up inside 25 minutes – and both goals were indebted to their left-back.

Ikouwem Utin duped his marker and unleashed a swerving shot, which Shehab Mamdouh could only push into the path of Maxwell Effiom, whose first-time volley broke the deadlock. The Nigeria No3 then somehow sprung four challenges down the left and cut the ball back to present Okechukwa Offia with a comfortable finish from close range.

Qatar did have their chances. Zulkifilu Rabiu catapulted himself across the Tychy turf to make an outstanding block from Yusuf Abdurisag, and Nigeria goalkeeper Olawale Oremade was alert to break up a three-on-one break from which the underdogs should have made more.

They were further punished, esteemed Manchester City midfielder Tom Dele-Bashiru making it 3-0 before Aliu Salawudeen's swivel and shot completed the rout.

Ukraine v. USA

2-1 (1-1)

8 24.05.2019 20:30 BIELSKO-BIALA 4,310

UKR: 1 LUNIN; 2 BONDAR (C), 4 POPOV, 7 TSITAISHVILI, 8 KHAKHLOV, 9 KORNIENKO, 10 BULETSA, 11 SUPRIAHA, 13 BESKOROVAINYI, 16 MUSOLITIN, 17 KONOLIA

USA: 1 SCOTT; 2 DEST, 3 GLOSTER, 5 RICHARDS, 6 DURKIN, 8 MENDEZ, 10 POMYKAL (C), 11 WEAH, 13 KEITA, 16 SERVANIA, 17 DE LA FUENTE

Scorers: 1-0 26' BULETSA (10), 1-1 32' SERVANIA (16), 2-1 51' POPOV (4)

Referee: NDIAYE Maguette (SEN)

Assistant referees: NOUPUE Elvis (CMR), TIAMA Seydou (BFA)

4th official: NDAIBAHAWENIMANA Pacifique (BDI)

Substitutions: **UKR:** 75' out BULETSA (10), in USTYMENKO (18), 78' out TSITAISHVILI (7), in KASHCHUK (21), 86' out KHAKHLOV (8), in CHEKH (6)

USA: 66' out SERVANIA (16), in SOTO (9), 69' out GLOSTER (3), in REAL (15), 84' out DE LA FUENTE (17), in RENNICKS (19)

Cautions: **UKR:** 9' TSITAISHVILI (7), 22' MUSOLITIN (16), 60' BONDAR (2)
USA: 50' MENDEZ (8), 76' DURKIN (6)

Expulsions: –

Ukraine prevailed 2-1 in a battle of contrasting styles at Bielsko-Biala Stadium, with their direct attack and compact defence outlasting USA's possession-heavy game in their Group D opener at the FIFA U-20 World Cup Poland 2019.

Despite the early possession advantage for the Americans, Serhii Buletsa opened the scoring in the 26th minute to the delight of the pro-Ukraine crowd. One-on-one with centre-back Sergino Dest, Buletsa used his body to reel in a ball over the top and score from close range.

USA answered quickly, with Brandon Servania capping an intricate team move in the 32nd minute to equalise.

Ukraine tightened the clamps on the USA attack in the second half, and Buletsa would prove the catalyst again in his team's match-winner. Denys Popov's glancing header from Buletsa's corner proved the difference in the 51st minute.



Qatar v. Ukraine

0-1 (0-0)

19 27.05.2019 18:00 TYCHY 3,513

QAT: 18 SHEHAB MAMDOUH; 2 NASIR PEER (C), 3 AHMED ALMINHALI, 7 ABDULRASHEED UMARU, 8 ANDRI SYAHPUTRA, 9 YUSUF ABDURISAG, 10 KHALED MOHAMMED, 11 ABDULLA NASSER, 15 BAHAA MAMDOUH, 17 MOHAMMED WAAD, 19 AHMED SUHAIL

UKR: 1 LUNIN; 2 BONDAR (C), 4 POPOV, 7 TSITAISHVILI, 8 KHAKHLOV, 9 KORNIENKO, 10 BULETSA, 11 SUPRIAHA, 13 BESKOROVAINYI, 16 MUSOLITIN, 17 KONOPLIA

Scorers: 0-1 59' POPOV (4)

Referee: MARTINEZ Said (HON)

Assistant referees: LOPEZ Walter (HON), FELIZ Helpys (DOM)

4th official: BARTON Ivan (SLV)

Substitutions: **QAT:** 54' out ABDULLA NASSER (11), in HASHIM ALI (16)

UKR: 46' HT out KHAKHLOV (8), in CHEKH (6), 62' out TSITAISHVILI (7), in KASHCHUK (21), 73' out BULETSA (10), in SIKAN (14)

Cautions: **QAT:** 48' YUSUF ABDURISAG (9)

UKR: 22' KHAKHLOV (8), 47' BULETSA (10), 69' KONOPLIA (17)

Expulsions: **QAT:** 85' NASIR PEER (2)

Denys Popov is the man for the big occasion. The Ukraine defender scored his second consecutive winning goal at the FIFA U-20 World Cup Poland 2019 in his side's 1-0 victory over Qatar in Tychy in Group D, which confirmed their place in the knockout phase.

After an evenly-contested first half, Popov headed home in the 59th minute on a second-chance opportunity from an initial corner for the Ukrainians. Serhii Buletsa provided the delivery for his second assist of the competition.

Things went from bad to worse for Qatar as captain Nasir Peer was shown a straight red card for a late tackle on Maksym Chekh.

Ukraine have now advanced to the Round of 16 in all four of their appearances in competition history (2001, 2005, 2015 and 2019). However, they have yet to reach the quarter-finals.

USA v. Nigeria

2-0 (1-0)

20 27.05.2019 20:30 BIELSKO-BIALA 3,427

USA: 1 SCOTT; 2 DEST, 3 GLOSTER, 5 RICHARDS, 6 DURKIN, 8 MENDEZ, 9 SOTO, 10 POMYKAL (C), 11 WEAH, 13 KEITA, 17 DE LA FUENTE

NGA: 16 OREMADE; 2 RABIU, 3 UTIN (C), 5 SALAWUDEEN, 6 OZORNWAFOR, 8 DELE-BASHIRU, 9 ADAMS, 11 OFFIA, 14 MICHAEL, 15 MUHAMMAD, 19 EFFIOM

Scorers: 1-0 18' SOTO (9), 2-0 46' SOTO (9)

Referee: BASTIEN Benoit (FRA)

Assistant referees: ZAKRANI Hicham (FRA), HAQUETTE Frederic (FRA)

4th official: NDABIHAWENIMANA Pacifique (BDI)

Substitutions: **USA:** 60' out RICHARDS (5), in MCKENZIE (4), 77' out MENDEZ (8), in SERVANIA (16), 87' out WEAH (11), in RENNICKS (19)

NGA: 31' out DELE-BASHIRU (8), in OKON (10), 54' out ADAMS (9), in TIJANI (20), 70' out MICHAEL (14), in MAKANJUOLA (17)

Cautions: **USA:** 10' DE LA FUENTE (17), 90'+6 GLOSTER (3)

NGA: 90'+1 OKON (10), 90'+10 SALAWUDEEN (5)

Expulsions: –

Forward Sebastian Soto struck twice for the USA in rainy Bielsko-Biala Monday night, powering the Stars and Stripes to their first victory at Poland 2019 while handing Nigeria their first defeat.

USA coach Tab Ramos made just one change to the starting XI from his side's opener against Ukraine, and it paid doubly. First, Soto slipped his marker and nodded home Alex Mendez's corner-kick service at the far post in the 18th minute, giving the USA a 1-0 lead.

Less than one minute into the second half Soto snuck past the Nigeria defence yet again, doubling his team's advantage. Chris Gloster played him through beautifully after a marauding run inside from the left-back. Soto then got his feet and hips right, waited for the goalkeeper to collapse and popped the ball into the net with the inside of his right foot.

Nigeria weren't without their chances, leaving the USA scrambling from a flurry of brilliant individual efforts toward the end of the first half. First, substitute Aniekeme Okon's ferocious full volley at the top of the area was saved by Brady Scott. That was followed by forward Maxell Effiom's stinger from outside the right corner of the box which clipped the crossbar a minute later.

In the end the USA were resolute, holding on to greatly lift their chances of advancing from Group D.



USA v. Qatar 1-0 (0-0)

31 30.05.2019 20:30 TYCHY 3,651

USA: 12 OCHOA; 3 GLOSTER, 4 MCKENZIE (C), 5 RICHARDS, 6 DURKIN, 8 MENDEZ, 9 SOTO, 11 WEAH, 13 KEITA, 16 SERVANIA, 17 DE LA FUENTE

QAT: 18 SHEHAB MAMDOUNH; 8 ANDRI SYAHPUTRA; 9 YUSUF ABDURISAG, 10 KHALED MOHAMMED, 11 ABDULLA NASSER, 12 HOMAM AHMED, 13 ALI MALOLAH, 15 BAHAA MAMDOUNH, 16 HASHIM ALI, 17 MOHAMMED WAAD, 19 AHMED SUHAIL (C)

Scorers: 1-0 76' WEAH (11)

Referee: ZITOUNI Abdelkader (TAH)

Assistant referees: MOEAKI Folio (TGA), MUTUKERA Bernard (SOL)

4th official: BARTON Ivan (SLV)

Substitutions: **USA:** 63' out DE LA FUENTE (17), in LLANEZ JR. (18), 84' out SERVANIA (16), in LEDEZMA (20), 90'+2 out GLOSTER (3), in REAL (15)
QAT: 74' out HOMAM AHMED (12), in AHMED ALMINHALI (3), 79' out ABDULLA NASSER (11), in ABDULRASHEED UMARU (7), 85' out MOHAMMED WAAD (17), in NASSER ALYAZIDI (6)

Cautions: **USA:** 14' MCKENZIE (4), 32' SERVANIA (16), 72' DURKIN (6), 78' MENDEZ (8)
QAT: 44' ALI MALOLAH (13), 48' HOMAM AHMED (12), 66' MOHAMMED WAAD (17), 84' AHMED ALMINHALI (3)

Expulsions: -

A sublime 76th-minute Timothy Weah goal earned USA a 1-0 win that advanced them to the knockout phase of the FIFA U-20 World Cup as Group D runners-up and extinguished opponents Qatar's faint hopes.

The Asians surprisingly had the better of the first half. Hashim Ali had their best chance, going clean through, but David Ochoa, making his first start in Poland, made a fine block and Yusuf Abdurisag couldn't convert the rebound.

The US assumed control after the break, and were finally rewarded when Alex Mendez found Weah, who nutmegged his marker before finishing with aplomb.

It should have been 2-0 in the 85th minute, but Shehab Mamdouh made a superb save from Mendez's penalty, before the crossbar denied the Americans deep into injury time.

USA will face the winners of Group E - either France or Mali - in Bydgoszcz in the Round of 16.

Nigeria v. Ukraine 1-1 (0-1)

32 30.05.2019 20:30 BIELSKO-BIALA 3,143

NGA: 16 OREMADE; 2 RABIU, 3 UTIN (C), 5 SALAWUDEEN, 10 OKON, 12 IGOH, 13 OFOBORH, 14 MICHAEL, 17 MAKANJUOLA, 19 EFFIOM, 20 TIJANI

UKR: 1 LUNIN; 2 BONDAR (C), 3 SAFRONOV, 4 POPOV, 6 CHEKH, 13 BESKOROVAINYI, 14 SIKAN, 15 DRYSHLIUK, 18 USTYMENKO, 19 SNURNITSYN, 21 KASHCHUK

Scorers: 0-1 30' SIKAN (14), 1-1 51' TIJANI (20, pen.)

Referee: RAPALLINI Fernando (ARG)

Assistant referees: BONFA Diego (ARG), CHADE Gabriel (ARG)

4th official: NDABIHAVENIMANA Pacifique (BDI)

Substitutions: **NGA:** 74' out EFFIOM (19), in OFFIA (11), 87' out MAKANJUOLA (17), in ELETU (4), 90'+2 out TIJANI (20), in SOR (7)
UKR: 46' HT out SIKAN (14), in BULETSA (10), 46' HT out SNURNITSYN (19), in KORNIENKO (9), 72' out USTYMENKO (18), in SUPRIAHA (11)

Cautions: **NGA:** 36' TIJANI (20), 56' EFFIOM (19)
UKR: 5' SNURNITSYN (19), 50' POPOV (4)

Expulsions: -

Ukraine and Nigeria played out a 1-1 draw at a chilly Bielsko-Biala Stadium on Thursday to close out Group D at the FIFA U-20 World Cup Poland 2019.

Employing their tried-and-true strategy of congesting the middle with three central defenders, Ukraine frustrated the Flying Eagles attack for much of the first half. Danylo Sikan headed home from close range in the 30th minute to give Ukraine a 1-0 lead.

Goalkeeper Andriy Lunin denied Muhamed Tijani's penalty seconds before half-time, but could not duplicate the feat when Tijani earned another spot-kick in the 47th minute. After VAR confirmed that Denys Popov handled Tijani's shot on goal, the Nigerian forward fired past Lunin to ensure the two sides shared the spoils.

Already guaranteed a place in the knockout stage, the result earned the Ukrainians top spot in Group D with seven points. A superior goal difference means Nigeria will also continue their World Cup expedition, taking four points from three matches and finishing third in the group.



GROUP D

Rank	Team	MP	W	D	L	GF	GA	+/-	Pts
1	Ukraine	3	2	1	0	4	2	+2	7
2	USA	3	2	0	1	4	2	+2	6
3	Nigeria	3	1	1	1	5	3	+2	4
4	Qatar	3	0	0	3	0	6	-6	0

MATCH INFORMATION: GROUP E

Panama v. Mali

1-1 (0-1)

9	25.05.2019 18:00 BYDGOSZCZ	2,876
PAN:	1 ALLEN; 2 RODRIGUEZ, 3 BENITEZ, 5 HARVEY, 6 WALKER, 8 GRIFFITH (C), 9 GUERRERO, 10 ORELIN, 11 MENDEZ, 17 TREJOS, 19 WEST	
MLI:	16 KOITA Youssouf; 2 KONAN, 4 KONATE, 7 Drame, 8 CAMARA, 11 KONTE, 13 KANOUTE (C), 14 SISSOKO, 15 DIABY, 18 TRAORE Boubacar, 19 N DIAYE	
Scorers:	0-1 39' KONTE (11), 1-1 87' VALANTA (15, pen.)	
Referee:	MASSA Davide (ITA)	
Assistant referees:	MELI Filippo (ITA), PRETI Fabiano (ITA)	
4th official:	SCHAERER Sandro (SUI)	
Substitutions:	PAN: 46' HT out GUERRERO (9), in RODRIGUEZ (16), 46' HT out ORELIN (10), in WELCH (14), 85' out WEST (19), in VALANTA (15) MLI: 71' out Drame (7), in DIARRA Mamady (12), 76' out N DIAYE (19), in TRAORE Boubacar (10)	
Cautions:	MLI: 90' CAMARA (8)	
Expulsions:	-	

A late penalty kick converted by Panama substitute Diego Valanta secured a 1-1 draw for Los Canaleros against Mali in the opening matchday of Group E at the FIFA U-20 World Cup Poland 2019.

Chances were few and far between on a sunny early evening in Bydgoszcz. African champions Mali looked the more dangerous of the sides in the first half, with Mohamed Camara and Lassana N'Diaye posing a considerable threat through the middle. Panama keeper Marcos Allen made a point-blank save from N'Diaye in the 18th minute.

There was nothing he could do, however, about Boubacar Konte's strike 20 minutes later. Playing on the counter-attack, Konte dribbled in from the left wing before unleashing a fiercely-driven low shot past a helpless Allen to give The Eagles the lead at the break.

Camara struck the crossbar midway through the second half, but Mali failed to double their advantage and that proved costly.

Towering centre-back Abdoulaye Diaby fouled Panama left-back Guillermo Benitez just inside the penalty area in the 85th minute, and Valanta did the rest in successfully converting the resulting spot-kick to bring Panama their fourth draw in 16 U-20 World Cup matches.

France v. Saudi Arabia

2-0 (1-0)

10	25.05.2019 18:00 GDYNIA	6,100
FRA:	16 MESLIER; 4 KAMARA, 5 ZAGADOU (C), 6 LOIODICE, 7 ADLI, 8 CUISANCE, 9 GOUIRI, 10 DIABY, 13 COZZA, 15 BASILA, 20 SOUMARE	
KSA:	20 ABDULRAHMAN ALSHAMMARI; 2 SAUD ABDULHAMID, 3 KHALIFAH ALDAWSARI, 5 HASSAN ALTAMBAKTI (C), 8 HAMED ALGHAMDI, 10 TURKI ALAMMAR, 11 KHALID ALGHANNAM, 13 MUHANNAD ALSHANQITI, 15 FARAJ ALGHASHAYAN, 16 HAZIM ALZAHIRANI, 17 IBRAHIM MAHNASHI	
Scorers:	1-0 43' FOFANA (18), 2-0 75' GOUIRI (9)	
Referee:	RAPALLINI Fernando (ARG)	
Assistant referees:	BONFA Diego (ARG), CHADE Gabriel (ARG)	
4th official:	Jean-Jacques NDALA (COD)	
Substitutions:	FRA: 17' out SOUMARE (20), in FOFANA (18), 46' HT out ADLI (7), in ALIOUI (11), 80' out CUISANCE (8), in PINTOR (17) KSA: 48' out MUHANNAD ALSHANQITI (13), in ABDULMOHSEN ALQAHTANI (19), 76' out KHALID ALGHANNAM (11), in MANSOR ALBESHE (14), 76' out TURKI ALAMMAR (10), in FERAS ALBRIKAN (9)	
Cautions:	FRA: 52' ALIOUI (11), 55' BASILA (15) KSA: 84' SAUD ABDULHAMID (2)	
Expulsions:	KSA: 12' FARAJ ALGHASHAYAN (15)	

France opened their Group E campaign at the FIFA U-20 World Cup Poland 2019 with a 2-0 win against Saudi Arabia. It was a tight match until a red card for Faraj Abdullah Al Ghashayan saw France take a firm grip on proceedings.

Just as the match was starting to take shape, a heavy foul was committed on France's Boubakary Soumare. The Video Assistant Referee (VAR) determined the foul by Al Ghashayan was worthy of a red card, seeing the Saudis reduced to ten men. With numbers in their favour, France were able to capitalise with goals from Youssouf Fofana and Amine Gouiri. Gouiri would score in the second half to seal the match.

Even with numbers against them, Saudi Arabia put up a valiant effort. Their best chance came in the closing moments of the first half. In stoppage time at the end of the opening period, Turki Alammari's effort tested France's goalkeeper Illan Meslier.



Panama v. France

0-2 (0-1)

21 28.05.2019 18:00 BYDGOSZCZ 5,656

PAN: 1 ALLEN; 2 RODRIGUEZ, 3 BENITEZ, 5 HARVEY, 6 WALKER, 8 GRIFFITH (C), 11 MENDEZ, 14 WELCH, 16 RODRIGUEZ, 17 TREJOS, 19 WEST

FRA: 1 LAFONT; 3 NDICKA, 4 KAMARA, 5 ZAGADOU (C), 6 LOIODICE, 8 CUISANCE, 10 DIABY, 11 ALIOUI, 15 BASILA, 18 FOFANA, 19 SYLLA

Scorers: 0-1 44' ZAGADOU (5), 0-2 52' CUISANCE (8)

Referee: GONZALEZ Leodan (URU)

Assistant referees: TRINIDAD Richard (URU), SOPPI Martin (URU)

4th official: SCHAEERER Sandro (SUI)

Substitutions: PAN: 74' out MENDEZ (11), in ORELIN (10), 80' out WELCH (14), in BRISTAN (7), 87' out RODRIGUEZ (16), in MC KENZIE (18)

FRA: 63' out ALIOUI (11), in PINTOR (17), 70' out SYLLA (19), in GOUIRI (9), 74' out LOIODICE (6), in DIALLO (14)

Cautions: PAN: 69' TREJOS (17)

FRA: 54' LOIODICE (6)

Expulsions: –

France defeated Panama 2-0 with goals on either side of half-time in what was a comfortable victory in Bydgoszcz to confirm their place in the FIFA U-20 World Cup Poland 2019 Round of 16.

Les Bleuets never really had to get out of first gear against a Panama side that gave up possession time and again. Jorge Mendez did give France goalkeeper Alban Lafont something to think about when he attempted an ambitious, long-range effort in the first half, the ball whizzing just over the Fiorentina No1's crossbar.

Chances were few and far between in the first half, so it was no surprise that a set piece was the source of the opening goal. France captain Dan Zagadou broke free to flick in a shot from close range from Michael Cuisance's corner kick.

Cuisance went from provider to goalscorer after the break. The Borussia Monchengladbach midfielder capitalised on Panama's lackadaisical execution on a free-kick and exchanged passes with Moussa Diaby before tapping in past Marcos Allen.

World Cups are always about seizing goalscoring opportunities when they come and, unfortunately for Panama, substitute Angel Orelan was wasteful in front of goal, skying an effort over the bar when he had broken free one-on-one with Lafont.

Group leaders France will enter their final group stage match with Mali having already secured their ticket to the next round having scored four goals and conceded none so far at Poland 2019.



Saudi Arabia v. Mali

3-4 (2-1)

22 28.05.2019 20:30 GDYNIA 1,707

KSA: 20 ABDULRAHMAN ALSHAMMARI; 2 SAUD ABDULHAMID, 3 KHALIFAH ALDAWSARI, 5 HASSAN ALTAMBAKTI (C), 8 HAMED ALGHAMDI, 9 FERAS ALBRIKAN, 10 TURKI ALAMMAR, 11 KHALID ALGHANNAM, 16 HAZIM ALZHRANI, 17 IBRAHIM MAHNASHI, 19 ABDULMOHSEN ALQAHTANI

MLI: 16 KOITA Youssouf; 2 KONAN, 4 KONATE, 8 CAMARA, 9 KONE, 11 KONTE, 13 KANOUTE (C), 14 SISSOKO, 15 DIABY, 18 TRAORE Boubacar, 20 KOITA Sekou

Scorers: 1-0 9' FERAS ALBRIKAN (9), 2-0 20' HASSAN ALTAMBAKTI (5, pen.), 2-1 36' KOITA Sekou (20), 2-2 54' KONE (9), 3-2 63' KHALID ALGHANNAM (11), 3-3 70' TRAORE Boubacar (18), 3-4 90' CAMARA (8)

Referee: VINCIC Slavko (SVN)

Assistant referees: KLANCNIK Tomaz (SVN), KOVACIC Andraz (SVN)

4th official: MASSA Davide (ITA)

Substitutions: KSA: 65' out KHALID ALGHANNAM (11), in SALEM ALSALEEM (18), 74' out HAMED ALGHAMDI (8), in MANSOR ALBESHE (14), 84' out TURKI ALAMMAR (10), in MUHANNAD ALSHANQITI (13)

MLI: 71' out KONTE (11), in TRAORE Mamadou (10), 76' out KONE (9), in DIAKITE (6)

Cautions: KSA: 75' IBRAHIM MAHNASHI (17)

MLI: 16' DIABY (15), 17' KANOUTE (13), 19' KOITA Youssouf (16), 26' KONATE (4)

Expulsions: –

Mali came from behind to defeat Saudi Arabia 4-3 at the Gdynia Stadium on Tuesday night in one of the most entertaining games to date at the FIFA U-20 World Cup Poland 2019.

This match-up of continental champions lived up to its billing, tilting back and forth several times. Saudi Arabia built a two-goal lead after just 20 minutes thanks to Feras Albrikan running loose behind the Mali defence and Hassan Altambakti converting a penalty.

Saudi Arabia would gift a goal back before the half, however, as goalkeeper Abdulrahman Alshammari's attempt to play the ball to a team-mate was intercepted by Sekou Koita, who fired into an empty net.

Mali entered the second half reinvigorated, leveling the game in the 54th minute through Ibrahima Kone. It was only nine minutes later that Saudi Arabia regained the lead through Khalid Alghannam, whose cute lob struck in full stride from 25 yards out caught goalkeeper Youssouf Koita off guard.

Still, Mali were unfazed. First Boubacar Traore tied the match once more via a rocket from the right-hand side. Then came the 90th-minute winner courtesy of Mohamed Camara, followed by unbridled joy from the African champions. Koita's curling cross found Camara at full pace, giving Mali four points from two games and a great chance of advancing to the knockout stages.

Saudi Arabia v. Panama

1-2 (0-1)

33	31.05.2019 18:00	BYDGOSZCZ	3,305
KSA:	1 NAWAF ALGHAMDI; 2 SAUD ABDULHAMID, 3 KHALIFAH ALDAWSARI, 5 HASSAN ALTAMBAKTI (C), 8 HAMED ALGHAMDI, 9 FERAS ALBRIKAN, 11 KHALID ALGHANNAM, 15 FARAJ ALGHASHAYAN, 16 HAZIM ALZHRANI, 17 IBRAHIM MAHNASHI, 19 ABDULMOHSEN ALQAHTANI		
PAN:	1 ALLEN; 3 BENITEZ, 5 HARVEY, 6 WALKER, 8 GRIFFITH (C), 10 ORELIEN, 11 MENDEZ, 16 RODRIGUEZ, 17 TREJOS, 18 MC KENZIE, 19 WEST		
Scorers:	0-1 7' MC KENZIE (18), 1-1 53' FERAS ALBRIKAN (9), 1-2 78' VALANTA (15)		
Referee:	Jean-Jacques NDALA (COD)		
Assistant referees:	SAFARI Olivier (COD), AMALDINE Soulimane (COM)		
4th official:	SCHAERER Sandro (SUI)		
Substitutions:	KSA: 83' out HAMED ALGHAMDI (8), in TURKI ALAMMAR (10), 85' out ABDULMOHSEN ALQAHTANI (19), in YAHYA NAJI (7) PAN: 55' out MENDEZ (11), in RODRIGUEZ (2), 68' out RODRIGUEZ (16), in CUNNINGHAM (20), 73' out MC KENZIE (18), in VALANTA (15)		
Cautions:	KSA: 58' IBRAHIM MAHNASHI (17) PAN: 28' RODRIGUEZ (16), 79' VALANTA (15), 90'+3 RODRIGUEZ (2)		
Expulsions:	–		

Panama defeated Saudi Arabia 2-1 to secure the first FIFA U-20 World Cup finals victory in the country's history and to seal their place in the Round of 16 for the first time.

Los Canaleros opened the scoring with a well-worked goal down the left flank. Jorge Mendez played in Ernesto Walker, who found Axel McKenzie with a short cut-back pass, and the Tauro forward finished from close range with his first touch.

Nawaf Alghamdi came up with a couple of saves to keep Saudi Arabia within touching distance, and those stops proved to be even more crucial as the game unfolded.

After the break, Green Falcons forward Feras Albrikan scored a superb equaliser for Saudi Arabia, bringing down right-back Saud Abdulhamid's pinpoint long-range cross with his right foot before turning and hitting a left-foot volley past Panama goalkeeper Marcos Allen.

Panama threatened Alghamdi's goal several times in the second half, with Tomas Rodriguez striking the post before they were finally able to restore their lead.

Angel Orelie's powerful shot stung the palms of Alghamdi and substitute Diego Valanta was in the right place at the right time to tap into the open goal.

The result means that Panama advance to the Poland 2019 Round of 16, while Saudi Arabia will be heading home after three consecutive losses.

Mali v. France

2-3 (1-1)

34	31.05.2019 18:00	GDYNIA	5,445
MLI:	16 KOITA Youssouf; 2 KONAN, 4 KONATE, 8 CAMARA, 9 KONE, 11 KONTE, 13 KANOUTE (C), 14 SISSOKO, 15 DIABY, 18 TRAORE Boubacar, 20 KOITA Sekou		
FRA:	16 MESLIER; 2 TODIBO Jean-Clair, 3 NDICKA, 8 CUISANCE, 10 DIABY, 11 ALIOUI, 12 SISSOKO, 13 COZZA, 14 DIALLO, 15 BASILA (C), 19 SYLLA		
Scorers:	0-1 12' CUISANCE (8), 1-1 14' KOITA Sekou (20), 1-2 65' DIABY (10, pen.), 1-3 87' GOUIRI (9), 2-3 90'+5 DIAKITE (6)		
Referee:	MARTINEZ Said (HON)		
Assistant referees:	LOPEZ Walter (HON), FELIZ Helpys (DOM)		
4th official:	GUERRERO Fernando (MEX)		
Substitutions:	MLI: 57' out KONTE (11), in TRAORE Mamadou (10), 84' out TRAORE Boubacar (18), in DIAKITE (6) FRA: 31' out TODIBO Jean-Clair (2), in FOFANA (18), 78' out DIABY (10), in ADLI (7), 84' out CUISANCE (8), in GOUIRI (9)		
Cautions:	MLI: 25' KONATE (4), 52' KONE (9), 67' CAMARA (8), 90'+2 KOITA Sekou (20) FRA: 31' FOFANA (18), 90'+6 ADLI (7)		
Expulsions:	–		

France successfully passed their most difficult test of the group stage and willed their way to a 3-2 victory over Mali. The result sent them into the Round of 16 as Group E victors.

Mickael Cuisance opened the scoring for France in the 12th minute. The Borussia Monchengladbach product fired a long, left-footed effort past a diving Youssouf Koita.

Two minutes later, however, Mali's Sekou Koita responded with a left-footed strike of his own to equalise.

The second half was evenly balanced until a handball by Abdoulaye Diaby earned France a penalty. Moussa Diaby approached the spot with confidence and converted his attempt to regain the lead.

Amine Gouiri made it 3-1 with a finessed shot into the near-side netting in the 87th minute, before fellow substitute Ousmane Diakite got Mali's second with virtually the last kick of the game.

France will face the USA in Bydgoszcz in the Round of 16.

GROUP E

Rank	Team	MP	W	D	L	GF	GA	+/-	Pts
1	France	3	3	0	0	7	2	+5	9
2	Mali	3	1	1	1	7	7	0	4
3	Panama	3	1	1	1	3	4	-1	4
4	Saudi Arabia	3	0	0	3	4	8	-4	0

MATCH INFORMATION: GROUP F

Portugal v. Korea Republic

1-0 (1-0)

11 25.05.2019 15:30 BIELSKO-BIALA 6,344

POR: 12 JOAO VIRGINIA; 2 DIOGO DALOT, 3 DIOGO QUEIROS (C), 4 DIOGO LEITE, 5 RUBEN VINAGRE, 6 FLORENTINO LUIS, 7 JOTA, 8 GEDSON, 9 RAFAEL LEAO, 10 MIGUEL LUIS, 17 TRINCAO

KOR: 1 LEE Gwangyeon; 2 HWANG (C), LEE Jaeik, 4 LEE Jisul, 5 KIM Hyunwoo, 6 KIM Jungmin, 7 JEON, 10 LEE Kangin, 13 GO, 18 CHO, 19 CHOI

Scorers: 1-0 7' TRINCAO (17)

Referee: ZITOUNI Abdelkader (TAH)

Assistant referees: MOEAKI Folio (TGA), MUTUKERA Bernard (SOL)

4th official: NDAIBAHAWENIMANA Pacifique (BDI)

Substitutions: **POR:** 73' out JOTA (7), in PEDRO NETO (18), 82' out MIGUEL LUIS (10), in NUNO PINA (13), 89' out TRINCAO (17), in NUNO SANTOS (20)

KOR: 58' out JEON (7), in UM (11), 58' out GO (13), in OH (9), 89' out HWANG (2), in LEE Sangjun (17)

Cautions: –

Expulsions: –

Portugal held on to an early lead in their Group F opener at the FIFA U-20 World Cup Poland 2019 to grind out a 1-0 victory against Korea Republic. After going ahead just seven minutes into the match, the European champions held firm as the Koreans pressed for a leveller.

A punishing counterattack gave Portugal the lead, as Trincao tore through the centre of a scrambling Korean defence to tuck in his side's first goal of the tournament. The Portuguese would nearly duplicate the feat 12 minutes later, with Trincao appearing to have secured his brace before the Video Assistant Referee (VAR) ruled that Rafael Leao was offside in the build-up to the goal.

Korea Republic came out stronger in the second half. Lee Kangin offered the first shot on target for his side just before the hour mark, a curling, speculative effort from outside the box that was saved comfortably by Portugal goalkeeper Joao Virginia.

In the end Portugal continued their good form from the continental championships to set themselves up for a mouthwatering heavyweight bout with Argentina on Tuesday.

Argentina v. South Africa

5-2 (1-1)

12 25.05.2019 20:30 TYCHY 8,351

ARG: 1 ROFFO; 2 PEREZ (C), 3 ORTEGA, 4 MURA, 5 SOSA, 7 ALVAREZ, 14 MEDINA, 15 VERA, 18 FERREIRA, 19 DE LA VEGA, 20 BARCO

RSA: 20 KUBHEKA (C); 2 ABRAHAMS, 3 KHUPE, 4 MODISE, 7 MKHUMA, 8 BLOM, 10 FOSTER, 13 PHILLIPS, 15 MKHIZE, 17 PHEWA, 19 KODISANG

Scorers: 1-0 4' VERA (15), 1-1 23' PHILLIPS (13), 2-1 63' BARCO (20, pen.), 3-1 71' BARCO (20), 4-1 78' ALVAREZ (7), 4-2 85' FOSTER (10, pen.), 5-2 90'+2 GAICH (9)

Referee: KRIZLIAK Ivan (SVK)

Assistant referees: SOMOLANI Tomas (SVK), HANCKO Branislav (SVK)

4th official: BARTON Ivan (SLV)

Substitutions: **ARG:** 58' out FERREIRA (18), in GAICH (9), 79' out DE LA VEGA (19), in URZI (16), 81' out SOSA (5), in ALMENDRA (8)

RSA: 57' out MKHUMA (7), in APPOLLIS (9), 72' out KODISANG (19), in THETHANI (18), 82' out KUBHEKA (20), in BAADJIES (16)

Cautions: ARG: 36' FERREIRA (18), 90'+7 PEREZ (2)

Expulsions: RSA: 65' PHILLIPS (13)

A four-goal second half spurred Argentina to a 5-2 victory over South Africa in their Group F opener at the FIFA U-20 World Cup Poland 2019.

La Albiceleste dominated swathes of the game and jumped ahead early. Fausto Vera's cool finish in the fourth minute put the Amajita in catch-up mode, but South Africa embraced that role in the first half and drew even through Keenan Phillips in the 23rd minute.

Though South Africa were able to exert some control in the first 45 minutes, Argentina took command as the game wore on. Ezequiel Barco's second-half brace was galvanising; first the 20-year-old midfielder converted a penalty to give his side the lead, then he struck a sumptuous volley for Argentina's third in the 71st minute.

They did not look back, scoring twice more through Julian Alvarez and Adolfo Gaich while South Africa added one to their total late on courtesy of a Lyle Foster spot kick.



Portugal v. Argentina

0-2 (0-1)

23 28.05.2019 18:00 BIELSKO-BIALA 11,874

POR: 12 JOAO VIRGINIA; 2 DIOGO DALOT, 3 DIOGO QUEIROS (C), 4 DIOGO LEITE, 5 RUBEN VINAGRE, 6 FLORENTINO LUIS, 7 JOTA, 8 GEDSON, 9 RAFAEL LEAO, 10 MIGUEL LUIS, 17 TRINCAO

ARG: 1 ROFFO; 2 PEREZ (C), 3 ORTEGA, 4 MURA, 7 ALVAREZ, 9 GAICH, 11 MORENO, 14 MEDINA, 15 VERA, 16 URZI, 20 BARCO

Scorers: 0-1 33' GAICH (9), 0-2 84' PEREZ (2)

Referee: ELFATH Ismail (USA)

Assistant referees: ATKINS Kyle (USA), PARKER Corey (USA)

4th official: NDABIHAWENIMANA Pacifique (BDI)

Substitutions: **POR:** 62' out TRINCAO (17), in MESAQUE DJU (11), 77' out MIGUEL LUIS (10), in PEDRO MARTELO (19), 88' out JOTA (7), in PEDRO NETO (18)

ARG: 70' out ALVAREZ (7), in MARONI (10), 82' out MORENO (11), in SOSA (5), 89' out BARCO (20), in WEIGANDT (13)

Cautions: **POR:** 73' DIOGO LEITE (4)

ARG: 31' PEREZ (2), 73' MEDINA (14)

Expulsions: –

An unyielding defence coupled with timely finishing saw Argentina defeat Portugal 2-0 at the Bielsko-Biala Stadium on Tuesday to book La Albiceleste's spot in the last 16 at the FIFA U-20 World Cup Poland 2019.

The two teams were even in the first half, with Argentina's goal perhaps coming slightly against the run of play. In the 33rd minute, Ezequiel Barco played Julian Alvarez through down the right edge of the penalty area. Alvarez outmuscled his defender and squared the ball for Adolfo Gaich, who tapped into the far corner, the ball clipping the post on its way in.

For the first 25 minutes of the second half it looked as if Portugal would equalise. The danger man was Jota; in the 64th minute he rifled a shot from the left side and Manuel Roffo did well to palm the ball away. Then Jota won a free-kick 22 yards out which Gedson narrowly struck wide in the 73rd minute.

After that Portugal wore down while Argentina gained confidence, and captain Patricio Perez converted Barco's 84th minute free-kick from the left to give La Albiceleste the cushion they needed.

Argentina, who are joint leading scorers at Poland 2019 alongside New Zealand, will go into their final group stage match against Korea Republic as group leaders.

South Africa v. Korea Republic

0-1 (0-0)

24 28.05.2019 20:30 TYCHY 2,698

RSA: 20 KUBHEKA (C); 2 ABRAHAMS, 3 KHUPE, 4 MODISE, 9 APPOLLIS, 12 MONYANE, 15 MKHIZE, 17 PHEWA, 18 THETHANI, 19 KODISANG, 21 MOLOISANE

KOR: 1 LEE Gwangyeon; 2 HWANG (C), 3 LEE Jaeik, 5 KIM Hyunwoo, 6 KIM Jungmin, 9 OH, 10 LEE Kangin, 11 UM, 15 JEONG, 18 CHO, 19 CHOI Jun

Scorers: 0-1 69' KIM Hyunwoo (5)

Referee: GUERRERO Fernando (MEX)

Assistant referees: HERNANDEZ Pablo (MEX), MARTINEZ Jose (MEX)

4th official: BARTON Ivan (SLV)

Substitutions: **RSA:** 68' out KODISANG (19), in FOSTER (10), 70' out APPOLLIS (9), in BLOM (8), 73' out MONYANE (12), in MKHUMA (7)

KOR: 62' out JEONG (15), in JEON (7), 77' out CHO (18), in PARK Taejun (14), 90'+1 out KIM Hyunwoo (5), in LEE Jisul (4)

Cautions: –

Expulsions: –

Korea Republic picked up their first points of the FIFA U-20 World Cup Poland 2019 courtesy of a hard-fought 1-0 win against a resilient South Africa in Tychy. Kim Hyunwoo's second half header was the difference in the Group F clash, the result of which left the Amajita with a slim chance of reaching the last 16.

Even though torrential rain significantly affected the flow of the match in the opening period, it was South Africa who were in the ascendancy in the first half. A good stop by Lee Gwangyeon in the Korea goal kept out a deflected effort by Siphehile Mkhize, but the downpour inhibited the quality of play in general - meaning few opportunities.

With conditions clearing after the break, and some harsh words from Chung Jungyong likely ringing in the Taeguk Warriors' ears, the Koreans returned to the field a different side.

The Asian outfit fired a couple of warning shots across the South African bow, with Cho Youngwook blazing over having been teed up by Oh Sehun, and Jeong Hojin later rattling the Amajita crossbar.

Thabo Senong's side did not heed these warnings, and the deadlock was broken with just over 20 minutes remaining. A deflected cross into the South African penalty area looped high into the Tychy sky, and it was Hyunwoo who found the corner of the net with a clinically accurate header.

The Koreans comfortably saw out the game, and head into their final Group F clash with already-qualified Argentina level on points with their opening day conquerors Portugal. South Africa face a must-win clash against the two-time U-20 World Cup winners in Bielsko-Biala.



South Africa v. Portugal

1-1 (0-1)

35 31.05.2019 20:30 BIELSKO-BIALA 7,429

RSA: 20 KUBHEKA (C); 2 ABRAHAMS, 5 MABILISO, 6 GCABA, 7 MKHUMA, 9 APPOLLIS, 11 LESHABELA, 12 MONYANE, 15 MKHIZE, 19 KODISANG, 21 MOLOISANE

POR: 12 JOAO VIRGINIA; 3 DIOGO QUEIROS (C), 4 DIOGO LEITE, 5 RUBEN VINAGRE, 6 FLORENTINO LUIS, 7 JOTA, 8 GEDSON, 9 RAFAEL LEAO, 14 THIERRY CORREIA, 17 TRINCAO, 20 NUNO SANTOS

Scorers: 0-1 19' RAFAEL LEAO (9), 1-1 53' MONYANE (12, pen.)

Referee: HERRERA Alexis (VEN)

Assistant referees: URREGO Jorge (VEN), MORENO Tulio (VEN)

4th official: NDAHIHAWENIMANA Pacifique (BDI)

Substitutions: RSA: 65' out APPOLLIS (9), in BLOM (8), 76' out LESHABELA (11), in KHANYI (14)

POR: 52' out RUBEN VINAGRE (5), in MOURA (15), 68' out NUNO SANTOS (20), in PEDRO MARTELO (19), 83' out JOTA (7), in PEDRO NETO (18)

Cautions: RSA: 90'+0 MOLOISANE (21)

Expulsions: -

Brave defending helped South Africa earn a 1-1 draw against Portugal at the Bielsko-Biala Stadium on Friday night, ensuring the European champions missed out on the Round of 16 at the FIFA U-20 World Cup Poland 2019.

Rafael Leao kicked things off for the Portuguese in the 19th minute. The 6ft 2ins (1.88m) centre-forward settled Thierry Correia's cross from the right side and poked past goalkeeper Khulekani Kubheka at close range to open the scoring.

South Africa won a penalty in the 52nd minute after the Video Assistant Referee (VAR) adjudged Diogo Leite to have handled the ball in his attempted clearance. Up stepped James Monyane to the spot, and the Amajita No12 converted calmly to level the match.

Just five minutes later Portugal were awarded a penalty of their own in a near-identical situation; this time South Africa's Fezile Gcaba was the handball culprit. But Kubheka came up big to save Jota's ensuing spot-kick.

Portugal controlled the ball for most of the remainder of the match, but South Africa were unrelenting, winning their first point at Poland 2019 while sending the Portuguese packing.

Korea Republic v. Argentina

2-1 (1-0)

36 31.05.2019 20:30 TYCHY 10,129

KOR: 1 LEE Gwangyeon; 2 HWANG (C), 3 LEE Jaeik, 4 LEE Jisul, 5 KIM Hyunwoo, 6 KIM Jungmin, 9 OH, 10 LEE Kangin, 15 JEONG, 18 CHO, 19 CHOI Jun

ARG: 1 ROFFO; 3 ORTEGA, 5 SOSA (C), 6 CENTURION, 11 MORENO, 13 WEIGANDT, 14 MEDINA, 16 URZI, 17 CHANCALAY, 18 FERREIRA, 20 BARCO

Scorers: 1-0 42' OH (9), 2-0 57' CHO (18), 2-1 88' FERREIRA (18)

Referee: BASTIEN Benoit (FRA)

Assistant referees: ZAKRANI Hicham (FRA), HAQUETTE Frederic (FRA)

4th official: BARTON Ivan (SLV)

Substitutions: KOR: 62' out CHO (18), in UM (11), 69' out OH (9), in KIM Seyun (20), 83' out LEE Kangin (10), in JEON (7)

ARG: 63' out MORENO (11), in ALVAREZ (7), 65' out CHANCALAY (17), in GAICH (9), 78' out BARCO (20), in DE LA VEGA (19)

Cautions: KOR: 20' OH (9), 72' LEE Kangin (10), 90'+1 JEON (7)

ARG: 14' WEIGANDT (13), 59' MORENO (11)

Expulsions: -

Korea Republic are through to the last 16 of the FIFA U-20 World Cup after ending Argentina's unblemished start with a deserved 2-1 win in Tychy.

La Albiceleste advance as group winners all the same due to a superior goal difference but, after having it all their own way in their opening two matches, found themselves outplayed and outgunned tonight.

The Asian champions created the better chances in a physical, fast-paced game, and only a desperate goal-line clearance from Maximiliano Centurion prevented Cho Youngwook firing them into a 25th-minute lead.

The breakthrough came three minutes before half-time, though, when Oh Sehun crashed home an unstoppable header from Lee Kangin's tantalising left-footed cross.

Argentina pushed for an equaliser but made little headway and the outcome never looked in doubt after Cho swept Korea Republic's second into the roof of the net following a fine run on the left by the lively Jeong Hojin.

Cristian Ferrera did pull a goal back two minutes from time with a speculative long-range shot that deceived keeper Lee Gwangyeon, but it was to prove too little, too late for the South American hopefuls.

Korea Republic now go on to face continental rivals Japan in the Round of 16, while Argentina will take on Mali.

GROUP F

Rank	Team	MP	W	D	L	GF	GA	+/-	Pts
1	Argentina	3	2	0	1	8	4	+4	6
2	Korea Republic	3	2	0	1	3	2	+1	6
3	Portugal	3	1	1	1	2	3	-1	4
4	South Africa	3	0	1	2	3	7	-4	1



MATCH INFORMATION: ROUND OF 16

Italy v. Poland				1-0 (1-0)
37	02.06.2019	17:30	GDYNIA	10,232
<i>ITA:</i>	1 PLIZZARI; 3 TRIPALDELLI, 4 GABBIA, 7 FRATTESI, 9 PINAMONTI (C), 11 SCAMACCA, 13 RANIERI, 14 BELLANOVA, 15 DEL PRATO, 17 PELLEGRINI, 20 ESPOSITO			
<i>POL:</i>	1 MAJECKI (C); 5 SZOTA, 6 WALUKIEWICZ, 7 MAKOWSKI, 9 STECZYK, 11 BEDNARCZYK, 13 SKORAS, 15 SOBOCINSKI, 16 SLISZ, 18 STANILEWICZ, 20 ZYLLA			
<i>Scorers:</i>	1-0 38' PINAMONTI (9, pen.)			
<i>Referee:</i>	GIL MANZANO Jesus (ESP)			
<i>Assistant referees:</i>	NEVADO Angel (ESP), BARBERO Diego (ESP)			
<i>4th official:</i>	BASTIEN Benoit (FRA)			
<i>Reserve assistant referee:</i>	ZAKRANI Hicham (FRA)			
<i>Substitutions:</i>	<i>ITA:</i> 69' out SCAMACCA (11), in CAPONE (10), 89' out ESPOSITO (20), in ALBERICO (19) <i>POL:</i> 59' out MAKOWSKI (7), in KOPACZ (10), 76' out STANILEWICZ (18), in PUCHACZ (3), 83' out SZOTA (5), in BENEDYCAK (17)			
<i>Cautions:</i>	<i>ITA:</i> 71' ESPOSITO (20), 74' TRIPALDELLI (3), 90'+1 ALBERICO (19) <i>POL:</i> 52' STANILEWICZ (18)			
<i>Expulsions:</i>	–			

Andrea Pinamonti's cheeky penalty lifted Italy to a 1-0 win over Poland in Gdynia at the FIFA U-20 World Cup Poland 2019, earning Gli Azzurri the first quarter-final spot on offer and eliminating the hosts.

The match-winner came in the 38th minute, as a result of Dominic Steczyk's handball in the penalty area. Pinamonti pulled off a panenka, surprising Poland goalkeeper Radoslaw Majecki to give Italy a lead they would not relinquish.

Poland weren't without their chances, growing into the game and troubling the Italian defence on multiple occasions. In the 51st minute, the Biało-czerwoni forced an Italy turnover that ended up at the feet of midfielder Marcel Zylla, who found himself one-on-one with goalkeeper Alessandro Plizzari. However, Zylla's bouncing strike from close range deflected off Plizzari's foot, squandering Poland's best chance to equalise.

The hosts bow out of Poland 2019 in the Round of 16, their best finish at the U-20 World Cup since 2007, which was also the last time they qualified. Meanwhile Italy move ahead to face the winner of Argentina-Mali.

Colombia v. New Zealand				1-1 AET (1-1, 1-1) 5-4 PSO
38	02.06.2019	20:30	LODZ	9,283
<i>COL:</i>	13 MIER; 2 CUESTA (C), 3 REYES, 4 ARROYO, 5 BALANTA, 6 PEREA, 7 ANGULO, 10 HERNANDEZ, 11 SINISTERRA, 15 CARVAJAL, 16 VERA			
<i>NZL:</i>	1 WOULD; 2 STANGER, 4 STENSNESS, 5 PIJNAKER, 7 JUST, 8 BELL (C), 10 SINGH, 13 CACACE, 17 ELLIOT, 18 WAINE, 19 MCCOWATT			
<i>Scorers:</i>	1-0 11' REYES (3), 1-1 35' JUST (7)			
<i>Penalty Shoot-out:</i>	0-0 VERA (16), 0-1 SINGH (10), 0-1 CARBONERO (20), 0-1 BELL (8), 1-1 PEREA (6), 1-2 MATA (9), 2-2 SANDOVAL (9), 2-2 STENSNESS (4), 3-2 ANGULO (7), 3-3 MCCOWATT (19), 4-3 BALANTA (5), 4-4 CACACE (13), 5-4 CUESTA (2), 5-4 CONROY (11)			
<i>Referee:</i>	AL KAF Ahmed (OMA)			
<i>Assistant referees:</i>	AL AMRI Abu Bakar (OMA), AL GHAITHI Rashid (OMA)			
<i>4th official:</i>	FU Ming (CHN)			
<i>Reserve assistant referee:</i>	KOH Ronnie Min Kiat (SIN)			
<i>Substitutions:</i>	<i>COL:</i> 57' out CARVAJAL (15), in CARBONERO (20), 76' out ARROYO (4), in PALMA (14), 92' out HERNANDEZ (10), in AMAYA (18), 105'+1 out SINISTERRA (11), in SANDOVAL (9) <i>NZL:</i> 54' out WAINE (18), in MATA (9), 112' out JUST (7), in CONROY (11)			
<i>Cautions:</i>	<i>COL:</i> 57' REYES (3) <i>NZL:</i> PSO WOULD (1)			
<i>Expulsions:</i>	–			

Colombia somehow survived missing their first two spot-kicks in a penalty shoot-out to outlast New Zealand 5-4 and reach the FIFA U-20 World Cup quarter-finals for the first time since hosting the event in 2011. An entertaining, seesaw 120 minutes had ended 1-1.

Colombia required merely 11 minutes to go ahead from a left-wing free-kick. Ivan Angulo's inviting, inswinging cross was met by Andres Reyes, who glanced his header home from five yards.

New Zealand immediately went on the offensive, with Callum McCowatt a menacing presence, and got their equaliser on 35 minutes. Liberato Cacace fizzed a fine, low cross into the box from the left, and Elijah Just steered it home from close range.

Luis Sinisterra decorated the remainder of the half with his hypnotising trickery, albeit without reward.

Michael Woud made a diving, one-handed save to deny Cucho Hernandez into the second half before a defensive gaffe left just one-on-one with Kevin Mier. The New Zealand No7 lobbed the ball over the Colombia goalkeeper, but Reyes got back to hook the goal-bound ball clear. Just then elected to go solo rather than afford one of two team-mates what would have been a guilt-edged chance, and he was tackled.

Colombia couldn't convert two half-chances in the final ten minutes, but extra-time included two considerable ones. First Mier did superbly to repel Max Mata's header from point-blank range. Then Johan Carbonero made an exhilarating dart from inside his own half into the New Zealand penalty box and cut the ball for Angulo, who, from eight yards out, scuffed his shot, enabling Woud to make a smart save.

Woud denied Colombia's first two penalties in the shootout, but Mier's save from Matt Conroy completed their comeback triumph.



Senegal v. Nigeria

2-1 (2-0)

39 03.06.2019 20:30 LODZ 6,854

SEN: 16 NDIAYE Dialy; 2 NDIAYE Moussa, 4 DIAGNE (C), 5 AW, 7 SAGNA, 12 DIOUNKOU, 13 Cisse, 14 NIANE, 17 LOPY, 19 BADJI, 20 CISS

NGA: 16 OREMADE; 2 RABUI, 3 UTIN (C), 5 SALAWUDEEN, 10 OKON, 12 IGOH, 13 OFOBORH, 14 MICHAEL, 17 MAKANJUOLA, 19 EFFIOM, 20 TJANI

Scorers: 1-0 36' SAGNA (7), 2-0 45'+3 NIANE (14),
2-1 50' MAKANJUOLA (17)

Referee: MASSA Davide (ITA)

Assistant referees: MELI Filippo (ITA), PRETI Fabiano (ITA)

4th official: VINCIC Slavko (SVN)

Reserve assistant referee: KLANCNIK Tomaz (SVN)

Substitutions: SEN: 72' out CISS (20), in NIANG (15),
83' out SAGNA (7), in NDAW (18),
90'+2 out NIANE (14), in MBOW (8)

NGA: 32' out EFFIOM (19), in SOR (7),
58' out MICHAEL (14), in ELETU (4),
70' out OFOBORH (13), in DELE-BASHIRU (8)

Cautions: SEN: 44' LOPY (17)

NGA: 54' UTIN (3)

Expulsions: –

The West African derby lived up to its billing as Senegal held off a dangerous Nigeria 2-1 at the Lodz Stadium. The victors of the continental clash earned a spot in the quarter-finals of the FIFA U-20 World Cup Poland 2019.

Forward Amadou Sagna broke the deadlock in the 36th minute with a low, right-footed effort and Ibrahima Niane would double the lead for the Senegalese late in first-half stoppage time.

The Flying Eagles had a superb start to the second half, scoring five minutes after the whistle. From a free kick just outside the penalty area, Success Makanjoula sent his cross left of the wall and found the boot of Aniekeme Okon, who flicked in the easy goal.

It was a tight contest in the final minutes that saw wits and will tested, but the Lions of Teranga willed their way to victory and a spot in the quarter-final.

Uruguay v. Ecuador

1-3 (1-1)

40 03.06.2019 17:30 LUBLIN 10,562

URU: 1 ISRAEL; 2 MENDEZ (C), 4 BUSQUETS, 8 RODRIGUEZ, 9 NUNEZ, 11 RODRIGUEZ, 13 ANCHETA, 14 GINELLA, 16 ACEVEDO, 18 SANABRIA, 19 ARAUJO Ronald

ECU: 1 RAMIREZ; 2 POROZO, 3 PALACIOS, 4 ESPINOZA (C), 6 VALLECILLA, 8 CIFUENTES, 9 CAMPANA, 10 REZABALA, 11 ALVARADO, 16 QUINTERO, 20 PLATA

Scorers: 1-0 11' ARAUJO Ronald (19), 1-1 31' ALVARADO (11, pen.),
1-2 75' QUINTERO (16), 1-3 83' PLATA (20, pen.)

Referee: OLIVER Michael (ENG)

Assistant referees: BENNETT Simon (ENG), BURT Stuart (ENG)

4th official: KRUIZLIAK Ivan (SVK)

Reserve assistant referee: SOMOLANI Tomas (SVK)

Substitutions: URU: 78' out GINELLA (14), in SCHIAPPACASSE (10),
88' out RODRIGUEZ Santiago (8), in BARRIOS (5),
88' out BUSQUETS (4), in GOMEZ (7)

ECU: 89' out CIFUENTES (8), in ALCIVAR (5),
90'+1 out REZABALA (10), in CASTILLO (15),
90'+3 out ALVARADO (11), in SEGURA (19)

Cautions: URU: 56' BUSQUETS (4)

Expulsions: URU: 82' MENDEZ (2)

Sergio Quintero's sumptuous strike was sandwiched by two spot-kicks as Ecuador came from behind to beat Uruguay 3-1 and reach the FIFA U-20 World Cup quarter-finals for the first time.

Ecuador lost both of their meetings with Uruguay en route to conquering the South American U-20 Championship in February, and the same result appeared on the cards when Ronald Araujo tapped La Celeste ahead early on after La Tricolor failed to clear a right-wing free-kick.

However, Ecuador began to monopolise possession and, around the half-hour mark, they were awarded their third penalty of Poland 2019 when Ezequiel Busquets bundled Alexander Alvarado over. Alvarado took it himself, doing what Jordan RezaBala and Leonardo Campana had failed to do and calmly passing the ball low into the middle of the net as Franco Israel dived to his right.

In the 65th minute, Ecuador goalkeeper Wellington Ramirez did well to stop Darwin Nunez's close-range toe-poke, but his opposite number could do nothing to prevent Sergio Quintero's firm, low drive from finding the bottom corner ten minutes later.

Ecuador were awarded a penalty late on when Bruno Mendez handled a goal-bound shot, and Gonzalo Plata made no mistake from 12 yards.



Ukraine v. Panama

4-1 (3-0)

41 03.06.2019 17:30 TYCHY 7,219

UKR: 1 LUNIN; 2 BONDAR (C), 4 POPOV, 6 CHEKH, 7 TSITAISHVILI, 9 KORNIENKO, 10 BULETSA, 13 BESKOROVAINYI, 14 SIKAN, 15 DRYSHLIUK, 17 KONOPLIA

PAN: 12 DIMAS; 2 RODRIGUEZ, 3 BENITEZ, 4 GAMBOA, 5 HARVEY, 6 WALKER, 7 BRISTAN, 8 GRIFFITH (C), 15 VALANTA, 17 TREJOS, 19 WEST

Scorers: 1-0 23' SIKAN (14), 2-0 41' POPOV (4), 3-0 45'+1 SIKAN (14), 3-1 50' WALKER (6), 4-1 83' BULETSA (10)

Referee: GONZALEZ Leodan (URU)

Assistant referees: TRINIDAD Richard (URU), SOPPI Martin (URU)

4th official: SIEBERT Daniel (GER)

Reserve assistant referee: SEIDEL Jan (GER)

Substitutions: **UKR:** 63' out TSITAISHVILI (7), in KASHCHUK (21), 67' out SIKAN (14), in SUPRIAHA (11), 85' out BULETSA (10), in USTYMENKO (18)

PAN: 46' HT out BRISTAN (7), in MENDEZ (11), 64' out VALANTA (15), in MC KENZIE (18), 72' out BENITEZ (3), in RODRIGUEZ (16)

Cautions: **UKR:** 64' SIKAN (14), 90' DRYSHLIUK (15)

PAN: 54' TREJOS (17)

Expulsions: –

Ukraine are heading to the quarter-finals of the FIFA U-20 World Cup for the first time in their history following a 4-1 victory over Panama at Tychy Stadium on Monday.

While both sides sought to find their footing for the first 20 minutes of the match, the Ukrainians emphatically took control by half-time. Danylo Sikan and Yukhym Konoplia combined down the right side twice to lethal effect, as Konoplia served up one-touch finishes for Sikan in the 23rd minute and the first minute of first-half stoppage time. Sandwiched in between those goals was a 41st-minute headed goal from Denys Popov, his third of the tournament, and Ukraine went into the locker room with a commanding 3-0 lead.

Los Canaleros reeled one back five minutes into the second half. Ernesto Walker exhibited strength and control using his chest to settle a deep cross and finish from close range.

Serhii Buletsa shut the door on Panama seven minutes from full time, however, slipping unnoticed into the penalty area and beating Panama goalkeeper Emerson Dimas to cement Ukraine's position in the last eight. Panama exit Poland 2019 with their best-ever finish as one of the final 16 teams.

Japan v. Korea Republic

0-1 (0-0)

42 04.06.2019 17:30 LUBLIN 10,021

JPN: 1 WAKAHARA; 3 KOBAYASHI, 4 SEKO, 5 SUGAWARA, 6 GOKE, 8 FUJIMOTO, 10 SAITO Mitsuki (C), 13 MIYASHIRO, 14 NISHIKAWA, 15 SUZUKI Toichi, 16 YAMADA

KOR: 1 LEE Gwangyeon; 2 HWANG (C), 3 LEE Jaeik, 4 LEE Jisul, 5 KIM Hyunwoo, 6 KIM Jungmin, 9 OH, 10 LEE Kangin, 15 JEONG, 18 CHO, 19 CHOI Jun

Scorers: 0-1 84' OH (9)

Referee: NDIAYE Maguette (SEN)

Assistant referees: NOUPUE Elvis (CMR), TIAMA Seydou (BFA)

4th official: ZITOUNI Abdelkader (TAH)

Reserve assistant referee: MOEAKI Folio (TGA)

Substitutions: **JPN:** 68' out GOKE (6), in NAKAMURA (20), 88' out SUZUKI Toichi (15), in HARA (18), 88' out FUJIMOTO (8), in HIGASHI (2)

KOR: 46' HT out LEE Jisul (4), in UM (11), 63' out CHO (18), in JEON (7), 87' out KIM Jungmin (6), in GO (13)

Cautions: **JPN:** 22' FUJIMOTO (8)

KOR: 36' LEE Jaeik (3)

Expulsions: –

In a match characterised by close calls, Korea Republic's Oh Sehun seized on a late opportunity to defeat Japan 1-0 and move his side into the quarter-finals of the FIFA U-20 World Cup Poland 2019.

In the 84th minute, Choi Jun won possession for Korea Republic on the edge of the penalty area before chipping toward the far post, where Sehun was waiting to nod the ball into the back of the net.

Japan looked to have taken the lead in the 50th minute through Yuta Goke's close-range volley, but the Video Assistant Referee (VAR) ruled that Taisei Miyashiro was offside in the build-up to the goal, and the score was wiped off the board.

The Samurai Blue had another big chance in the 78th minute, but Miyashiro's low effort hit the inside of the far post and stayed out of the goal.



France v. USA

2-3 (1-1)

43 04.06.2019 17:30 BYDGOSZCZ 8,469

FRA: 1 LAFONT; 3 NDIKA, 4 KAMARA, 5 ZAGADOU (C), 6 LOIODICE, 8 CUISANCE, 9 GOUIRI, 10 DIABY, 11 ALIOUI, 15 BASILA, 18 FOFANA

USA: 1 SCOTT; 2 DEST, 3 GLOSTER, 5 RICHARDS, 9 SOTO, 10 POMYKAL (C), 11 WEAH, 13 KEITA, 16 SERVANIA, 17 DE LA FUENTE, 20 LEDEZMA

Scorers: 0-1 25' SOTO (9), 1-1 41' GOUIRI (9), 2-1 55' ALIOUI (11), 2-2 74' SOTO (9), 2-3 83' RENNICKS (19)

Referee: CLAUS Raphael (BRA)

Assistant referees: SIMON Danilo (BRA), PIRES Bruno (BRA)

4th official: RAPALLINI Fernando (ARG)

Reserve assistant referee: BONFA Diego (ARG)

Substitutions: **FRA:** 64' out ALIOUI (11), in PINTOR (17), 79' out LOIODICE (6), in DIALLO (14), 86' out FOFANA (18), in ADLI (7)

USA: 63' out DE LA FUENTE (17), in LLANEZ JR. (18), 63' out LEDEZMA (20), in RENNICKS (19), 90'+1 out SOTO (9), in MCKENZIE (4)

Cautions: –

Expulsions: –

USA defeated France 3-2 in a thrilling, back-and-forth encounter in baking Bydgoszcz to advance to the FIFA U-20 World Cup Poland 2019 quarter-finals.

The Stars and Stripes opened the scoring when Richard Ledezma found space to run at France's backline before unleashing Sebastian Soto with a well-timed through pass. The Hannover forward took a touch before curling a shot past Alban Lafont into the bottom corner.

There was then a cooling break right after Soto's goal, which may have worked to France's advantage, as the Stars and Stripes were beginning to heat up.

France threatened USA goalkeeper Brady Scott's goal in the 37th minute when Michael Cuisance struck the post. However, they went one better four minutes later, almost replicating USA's opening goal. Moussa Diaby dribbled at USA's backline before timing a through ball for Amine Gouiri, who did well to stay onside and score past Scott.

Diaby was a constant threat down France's right wing for most of the second half and that's where France's second originated from. The Paris Saint-Germain man poked a shot past Scott that hit the post and Nabil Alioui put in the second chance from close range.

USA replied with an equaliser in the 74th minute when Tim Weah threaded through an intricate short pass at the top of the penalty area with the outside of his boot for Soto, and the forward showed his instinct in front of goal, scoring past Lafont for his second of the evening.

Just under ten minutes later USA substitute Justin Rennicks, who had previously played a total of nine minutes at Poland 2019, scored the winning goal, reacting the quickest after Lafont spilled a searing shot from Sergino Dest.

Argentina v. Mali

2-2 AET (1-1, 0-0) 4-5 PSO

44 04.06.2019 20:30 BIELSKO-BIALA 9,146

ARG: 1 ROFFO; 2 PEREZ (C), 3 ORTEGA, 4 MURA, 7 ALVAREZ, 9 GAICH, 10 MARONI, 11 MORENO, 14 MEDINA, 15 VERA, 20 BARCO

MLI: 16 KOITA Youssouf; 2 KONAN, 3 DIARRA Drissa, 5 FOFANA, 6 DIAKITE, 7 DRAKE, 9 KONE, 13 KANOUTE (C), 14 SISSOKO, 15 DIABY, 20 KOITA Sekou

Scorers: 1-0 49' GAICH (9), 1-1 67' DIABY (15), 2-1 91' DIABY (15, own goal), 2-2 120'+1 KONTE (11)

Penalty Shoot-out: 1-0 PEREZ (2), 1-1 DRAKE (7), 1-1 CHANCALAY (17), 1-2 TRAORE Boubacar (18), 2-2 GAICH (9), 2-3 KOITA Sekou (20), 3-3 SOSA (5), 3-4 DIABY (15), 4-4 VERA (15), 4-5 SISSOKO (14)

Referee: GUERRERO Fernando (MEX)

Assistant referees: HERNANDEZ Pablo (MEX), MARTINEZ Jose (MEX)

4th official: ELFATH Ismail (USA)

Reserve assistant referee: ATKINS Kyle (USA)

Substitutions: **ARG:** 59' out MARONI (10), in DE LA VEGA (19), 87' out ALVAREZ (7), in URZI (16), 93' out MORENO (11), in SOSA (5), 117' out BARCO (20), in CHANCALAY (17)

MLI: 73' out KONE (9), in TRAORE Boubacar (18), 86' out FOFANA (5), in SAMAKE (17), 107' out DIAKITE (6), in TRAORE Mamadou (10), 116' out KONAN (2), in KONTE (11)

Cautions: **ARG:** 116' BARCO (20), 120'+2 ORTEGA (3)

MLI: 112' KONAN (2)

Expulsions: **MLI:** 120'+1 COULIBALY (Physical Coach)

Mali came from behind twice to claim the final quarter-final spot at the FIFA U-20 World Cup Poland 2019 on Tuesday night, dispatching Argentina 5-4 on penalties after the score was tied 2-2 at the end of extra time.

Sambou Sissoko struck the winning penalty for Mali while Youssouf Koita's save from Tomas Chancalay's spot-kick attempt was the difference in the shoot-out.

After a goalless first half, Adolfo Gaich capitalised on an errant clearance by Clement Kanoute in the penalty area to open the scoring in the 49th minute.

Mali equalised after 67 minutes when Abdoulaye Diaby out-jumped his marker to head home a corner at the far post.

The scores were level at 1-1 at the end of the regulation 90 minutes, but Ezequiel Barco influenced the go-ahead goal for Argentina less than 30 seconds into the first period of extra time. Francisco Ortega picked him out in space and Barco's powerful first-time shot from 12 yards deflected off Diaby and into the net.

But Mali caught Argentina sleeping at a set-piece right at the end to force a shoot-out. Sekou Koita rolled the ball forward to Boubacar Konte, who aimed low toward the far post to beat Manuel Roffo.

The Eagles scored all five of their penalties to knock the six-time U-20 World Cup champions out of the tournament and Mali's players ran around the Bielsko-Biala Stadium in celebration after the winning penalty kick.



MATCH INFORMATION: QUARTER-FINALS

Colombia v. Ukraine				0-1 (0-1)
45	07.06.2019	15:30	LODZ	8,443
COL:	13 MIER; 2 CUESTA (C), 4 ARROYO, 5 BALANTA, 6 PEREA, 7 ANGULO, 8 ALVARADO, 10 HERNANDEZ, 11 SINISTERRA, 14 PALMA, 16 VERA			
UKR:	12 KUCHERUK; 2 BONDAR (C), 4 POPOV, 6 CHEKH, 9 KORNIENKO, 10 BULETSA, 13 BESKOROVAINYI, 14 SIKAN, 15 DRYSHLIUK, 17 KONOPLIA, 21 KASHCHUK			
Scorers:	0-1 11' SIKAN (14)			
Referee:	GHORBAL Mustapha (ALG)			
Assistant referees:	AHMED ABOUELREGAL Mahmoud (EGY), GOURARI Mokrane (ALG)			
4th official:	MAKHADMEH Adham (JOR)			
Reserve assistant referee:	ALROALLE Ahmad (JOR)			
Substitutions:	COL: 46' HT out PEREA (6), in CARBONERO (20), 60' out ARROYO (4), in SANDOVAL (9), 71' out ALVARADO (8), in CAICEDO (17) UKR: 46' HT out KASHCHUK (21), in TSITAISHVILI (7), 61' out SIKAN (14), in SUPRIAHA (11), 86' out POPOV (4), in SAFRONOV (3)			
Cautions:	COL: 27' BALANTA (5), 35' PALMA (14), 38' ARROYO (4), 44' ANGULO (7) UKR: 24' KASHCHUK (21), 78' TSITAISHVILI (7), 88' BESKOROVAINYI (13)			
Expulsions:	COL: 86' CARBONERO (20)			

Ukraine continued their unprecedented run at the FIFA U-20 World Cup by defeating Colombia 1-0 in Lodz on Friday to reach their first semi-final.

It was a dream start for the Ukrainians when Danylo Sikan took advantage of confusion from the Colombia defence to open the scoring in the 11th minute. Sikan won a goal kick that prompted Colombia goalkeeper Kevin Mier to come off his line. The Ukrainian forward then outmuscled Carlos Cuesta to tap the ball through Mier's legs before firing into an unmanned net.

Los Cafeteros' attack was largely kept in check until the last 15 minutes of the match, when they began to throw even more players forward. Their best chance to equalise came in the 82nd minute when substitute Luis Sandoval dragged his shot wide left after a scramble in the penalty area.

Johan Carbonero saw red for his dangerous sliding challenge of Denys Popov in the 86th minute, shutting the door on Colombia's hopes to draw level.

The record-setting run at Poland 2019 rolls on for Ukraine, who will now make their maiden semi-final appearance after prevailing in their first quarter-final.

Italy v. Mali				4-2 (1-1)
46	07.06.2019	18:30	TYCHY	11,567
ITA:	1 PLIZZARI; 3 TRIPALDELLI, 4 GABBIA, 7 FRATTESI, 9 PINAMONTI (C), 11 SCAMACCA, 13 RANIERI, 14 BELLANOVA, 15 DEL PRATO, 17 PELLEGRINI, 20 ESPOSITO			
MLI:	16 KOITA Youssouf; 2 KONAN, 5 FOFANA, 6 DIAKITE, 7 DRAME, 8 CAMARA, 9 KONE, 13 KANOUTE (C), 14 SISSOKO, 15 DIABY, 20 KOITA Sekou			
Scorers:	1-0 12' KONE (9, own goal), 1-1 38' KOITA (20), 2-1 60' PINAMONTI (9), 2-2 79' CAMARA (8), 3-2 83' PINAMONTI (9, pen.), 4-2 84' FRATTESI (7)			
Referee:	ELFATH Ismail (USA)			
Assistant referees:	ATKINS Kyle (USA), PARKER Corey (USA)			
4th official:	AL KAF Ahmed (OMA)			
Reserve assistant referee:	AL AMRI Abu Bakar (OMA)			
Substitutions:	ITA: 68' out ESPOSITO (20), in BETTELLA (6), 88' out PINAMONTI (9), in OLIVIERI (18) MLI: 69' out KONE (9), in TRAORE Boubacar (18), 85' out DRAME (7), in KONTE (11), 90'+1 out FOFANA (5), in TRAORE Mamadou (10)			
Cautions:	MLI: 18' SISSOKO (14)			
Expulsions:	MLI: 21' DIAKITE (6)			

Italy took full advantage of being up a man against Mali by scoring three times in the second half to prevail 4-2 and reach the semi-finals of the FIFA U-20 World Cup Poland 2019.

Only 72 hours after their enthralling penalty shoot-out triumph against Argentina, Mali immediately faced an uphill battle against Gli Azzurrini. An Ibrahima Kone own goal in the 12th minute gave way to a straight red card for Ousmane Diakite nine minutes later after he recklessly clattered into Luca Pelligrini.

But the Malians flashed their fighting spirit to equalise twice, first via Sekou Koita in the 39th minute and again through Mohamed Camara in the 79th minute.

Italy turned to the prolific Andrea Pinamonti for goals and their No9 did not disappoint. He beat Youssouf Koita at his near post in the 60th minute and converted a penalty in the 83rd.

Davide Frattesi's looping header a minute later gave the Italians a two-goal edge they would not relinquish. Though Sekou Koita won a penalty in the waning seconds of stoppage time, Alessandro Plizzari made a top save to cement his side's semi-final berth.



USA v. Ecuador

1-2 (1-2)

47	08.06.2019 17:30 GDYNIA	6,389
USA:	12 OCHOA; 2 DEST, 3 GLOSTER, 5 RICHARDS, 6 DURKIN, 8 MENDEZ, 9 SOTO, 10 POMYKAL (C), 11 WEAH, 13 KEITA, 17 DE LA FUENTE	
ECU:	1 RAMIREZ; 2 POROZO, 3 PALACIOS, 4 ESPINOZA (C), 6 VALLECILLA, 8 CIFUENTES, 9 CAMPANA, 10 REZABALA, 11 ALVARADO, 16 QUINTERO, 20 PLATA	
Scorers:	0-1 30' CIFUENTES (8), 1-1 36' WEAH (11), 1-2 43' ESPINOZA (4)	
Referee:	BASTIEN Benoit (FRA)	
Assistant referees:	ZAKRANI Hicham (FRA), HAQUETTE Frederic (FRA)	
4th official:	ZITOUNI Abdelkader (TAH)	
Reserve assistant referee:	MOEAKI Folio (TGA)	
Substitutions:	USA: 46' HT out DE LA FUENTE (17), in LLANEZ JR. (18), 74' out MENDEZ (8), in LEDEZMA (20), 86' out KEITA (13), in RENNICKS (19) ECU: 57' out PALACIOS (3), in CASTILLO (15), 75' out REZABALA (10), in ALCIVAR (5), 89' out CAMPANA (9), in SEGURA (19)	
Cautions:	USA: 45'+3 DURKIN (6), 77' WEAH (11)	
Expulsions:	-	

Jose Cifuentes' first-half screamer helped Ecuador outpace the USA 2-1 and reach their first semi-finals at a FIFA U-20 World Cup.

La Tricolor struck first and with purpose at Gdynia Stadium. Cifuentes' thunderous, right-footed effort from 25 yards left USA goalkeeper David Ochoa grasping at air as the ball seared the back of the net.

The Stars and Stripes were not behind for long. Tim Weah volleyed past Moises Ramirez from close range in the 36th minute following Alex Mendez's corner kick. It was Weah's second goal at Poland 2019.

As the game began to open up, the South American holders retook the lead through Jhon Espinoza just before half-time. The defender was rewarded for his run through the middle of the penalty area when he connected with Leonardo Campana's centering pass to score, giving his side a 2-1 advantage in the 43rd minute.

Sebastian Soto earned the USA's best chance to draw level in the second half. Substitute Uly Llanez picked Soto out lurking at the far post, but Ramirez charged off his line to force the USA goalscorer's shot off target in the 58th minute.

Though the reigning CONCACAF winners reached their third consecutive quarter-finals they have been unable to advance past that stage each time. Ecuador will travel to Lublin for their first semi-final on 11 June.



Korea Republic v. Senegal

3-3 AET (2-2, 0-1) 3-2 PSO

48	08.06.2019 20:30 BIELSKO-BIALA	10,627
KOR:	1 LEE Gwangyeon; 2 HWANG (C), 3 LEE Jaeik, 4 LEE Jisul, 5 KIM Hyunwoo, 7 JEON, 9 OH, 10 LEE Kangin, 14 PARK Taejun, 15 JEONG, 19 CHOI	
SEN:	16 NDIAYE Dialy; 2 NDIAYE Moussa, 4 DIAGNE (C), 5 AW, 7 SAGNA, 12 DIOUNKOU, 13 Cisse, 14 NIANE, 15 NIANG, 19 BADJI, 20 CISS	
Scorers:	0-1 37' DIAGNE (4), 1-1 62' LEE Kangin (10, pen.), 1-2 76' NIANE (14, pen.), 2-2 90'+8 LEE Jisul (4), 3-2 96' CHO (18), 3-3 120'+1 CISS (20)	
Penalty Shoot-out:	0-0 KIM Jungmin (6), 0-1 DANFA (11), 0-1 CHO (18), 0-1 MBOW (8), 1-1 UM (11), 1-2 CISS (20), 2-2 CHOI (19), 2-2 NDIAYE Dia (9), 3-2 OH (9), 3-2 DIAGNE (4)	
Referee:	GONZALEZ Leodan (URU)	
Assistant referees:	TRINIDAD Richard (URU), SOPPI Martin (URU)	
4th official:	GUERRERO Fernando (MEX)	
Reserve assistant referee:	HERNANDEZ Pablo (MEX)	
Substitutions:	KOR: 53' out JEON (7), in CHO (18), 80' out PARK (14), in KIM Jungmin (6), 80' out LEE Jaeik (3), in UM (11), 105'+3 out LEE Kangin (10), in KIM Jusung (16) SEN: 82' out NDIAYE Moussa (2), in MBOW (8), 90'+1 out NIANE (14), in NDIAYE Dia (9), 90'+4 out SAGNA (7), in DRAME (10), 99' out NIANG (15), in DANFA (11)	
Cautions:	KOR: 75' LEE Gwangyeon (1) SEN: 78' NIANG (15), 81' DIAGNE (4), (PSO) NDIAYE Dialy (16), 115' DANFA (11), 115' AW (5)	
Expulsions:	-	

The Young Lions of Teranga held their lead until the 62nd minute. Korea Republic earned a penalty after Lee Jisul was pushed in the back inside the 18-yard box, and up stepped Lee Kangin to equalise coolly from the spot.

Seven minutes later Senegal returned the favour after Lee Jaeik was ruled to have handled the ball in the box by the Video Assistant Referee (VAR). Lee Gwangyeon saved Niane's initial spot-kick attempt but was shown a yellow card for coming off his line too soon, and Niane made no mistake with his second try.

Korea Republic desperately searched for the equaliser and found it at the last moment through Jisul's glancing header at the near post eight minutes into stoppage time.

Bursting with confidence heading into extra time, the Taeguk Warriors seized control when Kangin played Cho Youngwook through with an expertly weighted pass in the 96th minute. Youngwook slotted the ball into the net to give Korea Republic the lead for the first time in the match.

Senegal refused to let up, though, and were rewarded in the waning seconds of extra time. Amadou Ciss picked out the bottom corner of the goal from the top of the box to send the game to penalties.

Emblematic of the day's performance, Korea Republic fell behind by missing their first two spot-kicks but battled back to advance to the semi-finals, with Oh Sehun converting his side's final attempt while Diagne's effort for Senegal went over the crossbar.

Korea Republic are through to the Poland 2019 semi-finals after prevailing 3-2 on penalties in an engrossing encounter with Senegal that finished 3-3 at the end of extra time.

Senegal were the more active attackers in the first half at the Bielsko-Biala Stadium and broke through in the 37th minute. Ibrahima Niane's cushioned header from the goal line set up captain Cavin Diagne for an uncontested finish from eight yards.

MATCH INFORMATION: SEMI-FINALS

Ukraine v. Italy

1-0 (0-0)

49 11.06.2019 17:30 GDYNIA 7,776

UKR: 1 LUNIN; 2 BONDAR (C), 4 POPOV, 6 CHEKH, 9 KORNIENKO, 10 BULETSA, 13 BESKOROVAINYI, 14 SIKAN, 15 DRYSHLUK, 17 KONOLIA, 21 KASHCHUK

ITA: 1 PLIZZARI; 3 TRIPALDELLI, 4 GABBIA, 7 FRATTESI, 9 PINAMONTI (C), 11 SCAMACCA, 13 RANIERI, 14 BELLANOVA, 15 DEL PRATO, 17 PELLEGRINI, 20 ESPOSITO

Scorers: 1-0 65' BULETSA (10)

Referee: CLAUS Raphael (BRA)

Assistant referees: SIMON Danilo (BRA), PIRES Bruno (BRA)

4th official: AL KAF Ahmed (OMA)

Reserve assistant referee: AL AMRI Abu Bakar (OMA)

Substitutions: **UKR:** 63' out SIKAN (14), in SUPRIAHA (11), 69' out CHEKH (6), in KHAKHLOV (8), 83' out BULETSA (10), in SAFRONOV (3)

ITA: 46' HT out FRATTESI (7), in ALBERICO (19), 73' out ESPOSITO (20), in CAPONE (10), 84' out TRIPALDELLI (3), in OLIVIERI (18)

Cautions: **UKR:** 1' SIKAN (14)

ITA: 75' RANIERI (13)

Expulsions: **UKR:** 79' (2YR) POPOV (4)

Ukraine are bound for their first FIFA U-20 World Cup final after defeating Italy 1-0 at the Gdynia Stadium on Tuesday.

Serhii Buletsa and Yukhym Konoplia provided the moment of magic in the 65th minute. Ukraine's No10 popped up in the penalty area to receive Konoplia's low cross and steer it into the net from ten yards.

After a scoreless first half, Gli Azzurrini looked close to breaking the game open before falling behind. Roberto Alberico's through ball in the 52nd minute split Ukraine's central defence and left Andrea Pinamonti one-on-one with Andriy Lunin. But the Italy captain's blast was aimed directly at Lunin's chest and the goalkeeper comfortably blocked the attempt.

Ukraine nearly doubled their advantage seven minutes after taking the lead. Oleksii Kaschuk played Vladyslav Supriaha in on goal with a well-weighted chip but the forward dragged his shot inches wide of the far post.

Italy had the ball in the net one minute into second-half stoppage time, but Gianluca Scamacca's apparent equaliser was waived off after the Video Assistant Referee (VAR) ruled that he had fouled Valerii Bondar while jostling for position in the penalty area.

Ecuador v. Korea Republic

0-1 (0-1)

50 11.06.2019 20:30 LUBLIN 12,614

ECU: 1 RAMIREZ; 2 POROZO, 3 PALACIOS, 4 ESPINOZA (C), 6 VALLECILLA, 8 CIFUENTES, 9 CAMPANA, 10 REZABALA, 11 ALVARADO, 16 QUINTERO, 20 PLATA

KOR: 1 LEE Gwanyeon; 2 HWANG (C), 3 LEE Jaek, 4 LEE Jisul, 5 KIM Hyunwoo, 9 OH, 10 LEE Kangin, 13 GO, 15 JEONG, 19 CHOI Jun, 20 KIM Seyun

Scorers: 0-1 39' CHOI (19)

Referee: OLIVER Michael (ENG)

Assistant referees: BENNETT Simon (ENG), BURT Stuart (ENG)

4th official: SIEBERT Daniel (GER)

Reserve assistant referee: FOLTYN Rafael (GER)

Substitutions: **ECU:** 76' out ESPINOZA (4), in SEGURA (19), 83' out QUINTERO (16), in ARCE (13)

KOR: 54' out KIM Seyun (20), in CHO (18), 73' out LEE Kangin (10), in PARK Taejun (14), 82' out GO (13), in UM (11)

Cautions: **ECU:** 56' CAMPANA (9), 58' PLATA (20), 90'+1 CIFUENTES (8)

KOR: 61' HWANG (2)

Expulsions: –

Korea Republic booked a first-ever ticket to the FIFA U-20 World Cup final with a 1-0 victory over Ecuador in Lublin.

The eastern Polish city will forever hold a special place for the Koreans, as it's the same venue in which they defeated continental rivals Japan in the Round of 16.

Choi Jun scored the winning goal late in the first half, finishing off a well-worked free-kick. Taegeuk Warriors star Lee Kangin split Ecuador's defence with a perfectly-weighted through-ball, and Jun curled in a shot with his right foot past the outstretched arms of Ecuador goalkeeper Moises Ramirez.

Korea Republic's goal came just a minute after Ecuador striker Leonardo Campana struck the crossbar after some brilliant footwork in the build-up. Then, in the final minute of stoppage time, Lee Gwanyeon made a save-of-the-tournament contender, parrying Campana's close-range header wide.

The result means that Saturday's final will be a first for both Korea Republic and Ukraine.



MATCH INFORMATION: MATCH FOR THIRD PLACE

Italy v. Ecuador			0-1 AET (0-0)
51	14.06.2019 20:30	GDYNIA	8,937
ITA: 12 CARNESECCHI; 2 CANDELA, 3 TRIPALDELLI, 4 GABBIA (C), 6 BETTELLA, 10 CAPONE, 13 RANIERI, 15 DEL PRATO, 16 GORI, 19 ALBERICO, 20 ESPOSITO			
ECU: 1 RAMIREZ; 2 POROZO, 3 PALACIOS, 4 ESPINOZA (C), 5 ALCIVAR, 6 VALLECILLA, 8 CIFUENTES, 9 CAMPANA, 10 REZABALA, 11 ALVARADO, 20 PLATA			
Scorers: 0-1 104' MINA (14)			
Referee: GIL MANZANO Jesus (ESP)			
Assistant referees: NEVADO Angel (ESP), BARBERO Diego (ESP)			
4th official: GHORBAL Mustapha (ALG)			
Reserve assistant referee: AHMED ABOUELREGAL Mahmoud (EGY)			
Substitutions: ITA: 62' out GORI (16), in OLIVIERI (18), 62' out ESPOSITO (20), in COLPANI (8), 82' out TRIPALDELLI (3), in PELLEGRINI (17)			
ECU: 60' out ESPINOZA (4), in MINA (14), 83' out REZABALA (10), in QUINTERO (16), 112' out ALCIVAR (5), in LOOR (18), 119' out ALVARADO (11), in CASTILLO (15)			
Cautions: ITA: 20' CANDELA (2), 88' CAPONE (10), 98' OLIVIERI (18), 103' GABBIA (4)			
ECU: 43' VALLECILLA (6), 88' QUINTERO (16), 95' PLATA (20), 100' CUVI ()			
Expulsions: -			

Ecuador achieved their best-ever finish at a FIFA U-20 World Cup on Friday by defeating Italy 1-0 in extra time of the third-place match at Gdynia Stadium.

The two sides entered the game with contrasting strategies: Ecuador's Jorge Celico made just one change from his semi-final starting line-up while Italy's Paolo Nicolato made six, opting to bench standouts Andrea Pinamonti and Alessandro Plizzari.

Following a tense opening period, La Tricolor began to dominate in the second half. Leonardo Campana came closest to the opener in the 56th minute when his long-distance strike pinged the far post.

Gli Azzurrini won a penalty less than five minutes into the first period of extra time but Moises Ramirez stretched to his left to save Marco Olivieri's attempt, keeping the match scoreless.

Nine minutes later Ecuador took advantage of the lifeline Ramirez provided. Olivieri's attempted clearance of a free-kick fell directly in front of Richard Mina at the far post, and the Ecuadorian defender tucked the ball into the net for the match-winning goal.



MATCH INFORMATION: FINAL

Ukraine v. Korea Republic 3-1 (1-1)

52 15.06.2019 18:00 LODZ 16,344

UKR: 1 LUNIN; 2 BONDAR (C), 3 SAFRONOV, 7 TSITAISHVILI, 8 KHAKHLOV, 9 KORNIENKO, 10 BULETSA, 11 SUPRIAHA, 13 BESKOROVAINYI, 15 DRYSHLIUK, 17 KONOPLIA

KOR: 1 LEE Gwangyeon; 2 HWANG (C), 3 LEE Jaeik, 4 LEE Jisul, 5 KIM Hyunwoo, 6 KIM Jungmin, 9 OH, 10 LEE Kangin, 18 CHO, 19 CHOI Jun, 20 KIM Seyun

Scorers: 0-1 5' LEE Kangin (10, pen.), 1-1 34' SUPRIAHA (11), 2-1 53' SUPRIAHA (11), 3-1 89' TSITAISHVILI (7)

Referee: ELFATH Ismail (USA)

Assistant referees: ATKINS Kyle (USA), PARKER Corey (USA)

4th official: ZITOUNI Abdelkader (TAH)

Reserve assistant referee: MOEAKI Folio (TGA)

Substitutions: UKR: 56' out KHAKHLOV (8), in CHEKH (6), 63' out SUPRIAHA (11), in SIKAN (14), 88' out BULETSA (10), in KASHCHUK (21)
KOR: 46' HT out KIM Seyun (20), in UM (11), 63' out CHO (18), in JEON (7), 80' out CHOI Jun (19), in LEE Kyuhyuk (8)

Cautions: UKR: 86' KONOPLIA (17)
KOR: 33' KIM Hyunwoo (5), 56' LEE Jaeik (3), 78' OH (9)

Expulsions: -

Ukraine are FIFA U-20 World Cup champions for the first time after coming from behind to defeat Korea Republic 3-1 in the Poland 2019 final at Lodz Stadium.

Korea Republic struck quickly through Lee Kangin, who converted his penalty in the fifth minute after a Video Assistant Referee (VAR) check determined that captain Hwang Taehyeon was tripped inside the right edge of the box.

The Ukrainians poured on pressure as the first half progressed, however, culminating in Vladyslav Supriaha's 34th-minute equaliser. Korea Republic could not fully clear Serhii Buletsa's free-kick delivery into the penalty

area, and Supriaha pounced on the loose ball to poke home from eight yards.

Supriaha completed his brace eight minutes into the second half. Yukhym Konoplia's deflected through ball skipped into the Ukrainian forward's path and he beat the goalkeeper one-on-one to put his side on top.

A marauding run from Heorhii Tsitaishvili in the 89th minute sealed the match and the championship for the Ukrainians. The midfielder surged forward from his own half and cracked a shot into the corner of the net.

From never progressing past the Round of 16 to lifting the trophy, Ukraine's unprecedented run to the title will be an enduring memory of Poland 2019.



TECHNICAL STUDY GROUP SUPPORT

FIFA INTERNAL SUPPORT

FIFA Technical Development

Branimir Ujevic (Head of Coaching & Player Development)

Pascal Zuberbühler (Goalkeeping Specialist)

Chris Loxston (Performance & Game Analyst)

Prisca Steinegger (Coaching & Player Development)

FIFA TECHNICAL STUDY GROUP SUPPORT

FIFA Films & Products

Christophe Roy (FIFA Films Technical Producer)

FIFA Production

Philipp Mahrer (Group Leader Production)

Rolf Sieboth (Production Manager)

FIFA Media Relations

David Noemi (Senior Media Relations Manager)

FIFA Language Services

EXTERNAL FIFA TECHNICAL STUDY GROUP SUPPORT

Insight Analysis (Performance data analysis)

SBG Sports (Performance data analysis)

JAAF (Graphic design support)