

1

WE are the school

Unit Goals

- > Introduce yourself
- > Talk about schools
- > Talk about timetables
- > Ask and tell the time
- > Ask personal questions and answer them
- > Ask for permission and make requests
- > Write about a friend

1 Observe these pictures of Jennifer's school life.



C

	Monday	Tuesday	Wednesday	Thursday	Friday
09:00 - 10:00	Maths	PE	History	Maths	English
10:00 - 11:00	English	Maths	Geography	Italian	Italian
	BREAK				
11:30 - 12:30	Science	Italian	Maths	Science	History
12:30 - 13:30	Italian	English	Science	English	ICT
	LUNCH				
15:00 - 16:00	Music	Geography	ICT	Art	PE
	AFTER SCHOOL CLUBS				
16:00 - 17:00	Guitar	Basketball	Guitar	Basketball	



E



2 Find in the pictures ...

1. a lab ☐
2. a Geography teacher ☐
3. a school playground ☐
4. a timetable ☐

5. a guitar club ☐
6. a uniform ☐
7. a clock ☐
8. a canteen ☐

3 True or false?

1. Jennifer goes to school from Monday to Friday.
2. She has lunch at school.
3. She cooks her lunch.
4. She has Science lessons in the lab.
5. Her school day is from 9 a.m. to 5 p.m.
6. There are 12 obligatory subjects at school.
7. There are optional subjects.

☐
☐
☐
☐
☐
☐
☐


CLIL SOC
SCI

PROJECT

Preview

Let's create a PowerPoint presentation about special people at school!

You will create a presentation of a person in your school you consider to be special.

Look for tips on how to build your project on p. 11. You will complete the project on p. 15.

1

VOCABULARY

School subjects

1 a. Choose the correct option.

- French
- Geography
- ICT (Information and Communication Technology)
- Science
- PE

- My classmate does excellent cartwheels in our PE lesson.
- In _____ we work with different kinds of maps.
- I love working in the lab. _____ is my favourite subject.
- Our _____ teacher is from France.
- Our _____ lessons are in the computer room on Mondays.

b. Complete the following sentences. What's your teacher's name?

- My Art teacher is _____.
- My Music teacher is _____.
- My English teacher is _____.
- My History teacher is _____.
- My Maths teacher is _____.

Time

2 Match the times to the clocks.



- ☒ half past four
- ☐ half past ten
- ☐ nine o'clock
- ☐ quarter to two
- ☐ quarter past twelve
- ☐ midnight

3 Look at the timetable and answer the questions.

	MONDAY
9:00	ICT
10:00	English
10:30	BREAK
11:00	Science
11:45	History
13:00	LUNCH
14:00	PE

- What time is Science? at eleven o'clock
- What time is PE? _____
- What time is History? _____
- What time is break? _____

WORK in PAIRS

4 Discuss.

- What are your favourite subjects?
- Where are the lessons?
- What time are your English lessons?
- What time are your Science lessons?
- Where do you go at break?

5 a. Ask and answer questions about your timetable.

A: What time is Science?

B: At eleven o'clock.

b. Write true and false sentences about your timetable. Ask your classmate to identify the wrong ones. Then, switch roles.

A: On Thursdays English is at 10 o'clock in the gym.

B: False! On Thursdays English is at 11 o'clock in the classroom.

Education corner!

Juan Mantovani School

by Marina Alonso

Hi! I'm Marina Alonso and I'm 13 years old. I'm in year 1 at the Juan Mantovani Art School in Santa Fe (Argentina).

In the future, I want to be a painter and a sculptor, so I go to this special school. It is for students who want to be creative and learn a lot about art.

The school day starts at 7:00 and finishes at 4:30. It is long, but I like it. Some days, there are special activities. We visit museums, decorate hospital walls or have workshops on different artistic productions.



We enjoy our Drawing lessons.

Our school subjects are Spanish, English, Social Studies, Science, Maths and Citizenship. They are obligatory subjects, and so are Drawing, Painting and Pottery.

We have some optional subjects too. This year I'm studying Colonial Art History. It's hard but it's really interesting! Luckily Miss Arnau, the librarian, always gives me the books I need or helps me to find information in the computer.

We don't have PE lessons because in the afternoon there are a lot of extracurricular activities. We visit children or elderly people in hospitals and nursing homes.



We love our caretaker, Mr Forni.

Every month, we go to different clubs where local artists teach us different things. It's awesome! This month I'm going to the Living Statues Club and next month I want to go to the Tiles Club.


Sometimes, we leave the classroom a bit untidy. Mr Forni, the caretaker never complains and tidies up. We love him!

And sometimes we help him with the cleaning.

We work really hard, but we are more and more creative each day. That's ART!



We love to be creative!



We create a lot of things in Pottery.

8

1 Look at the pictures. What can you see? Do you do these activities in your school?

2 Read the text and number the pictures in order.

3 Read the article and answer.

- What is the name of the school?
- When does the school day start? When does it end?
- What do students do in the afternoon?
- Who are the teachers in the clubs?
- Who is an important person for Marina? Why?

4 Correct the following information.

- Marina is ¹³~~16~~.
- Juan Mantovani is a typical school.
- Marina wants to go to the Clown Club.
- Students help the teachers with the cleaning.
- Students at Juan Mantovani School do solidarity activities in the morning.

What about you?

5 What is your school like?

6 Compare your school with Juan Mantovani School. What is the same? What is different?

Verb to be

Study and complete the table.

Affirmative	Negative	Questions	Short answers
I'm a student.	I'm not a French teacher.	Am I _____ ?	Yes, I am . / No, I'm not.
You're my classmate.	You aren't a caretaker.	_____ you _____ ?	Yes, you _____. / No, you aren't .
He's our PE teacher.	He isn't in the gym.	Is he _____ ?	Yes, he is . / No, he isn't .
She's in grade 6.	She _____ a teacher.	Is she _____ ?	Yes, she is . / No, she _____. /
It's half past four.	It isn't break time.	_____ it _____ ?	Yes, it _____. / No, it isn't .
We're in year 9.	We _____ in year 9.	Are we _____ ?	Yes, we _____. / No, we aren't .
They're in the lab.	They _____ in the classroom.	Are they _____ ?	Yes, they are . / No, they _____. /

> See Grammar Reference 1, Extra Practice book, p. 2

1 a. Complete the sentences with the affirmative of *to be*. Use contracted forms where possible.

- My name is Jenny.
- I _____ in year 1.
- The school headmaster _____ English.
- My new school _____ great.
- My class teacher _____ Ms Stevens.
- She _____ very nice.
- We _____ really happy in our new school.



b. Complete the text about Imran with the affirmative (+) or negative (-) of *to be*.

This ¹ is (+) Imran. He ² _____
 (-) thirteen. He ³ _____ (+) twelve. He
⁴ _____ (-) Australian. He ⁵ _____ (+)
 from Manchester. He likes his new school. It
⁶ _____ (+) cool. It's big and modern. The
 computer room ⁷ _____ (+) fantastic. The
 teachers ⁸ _____ (+) really friendly. Ms
 Stevens ⁹ _____ (-) his class teacher.
 It's Ms Harris.

Pronunciation

It is important to pronounce
he and **she** correctly.



02 Listen and repeat.

She's thirteen.
He's twelve.

2 03 Listen and repeat.

- He's English.
- She's Australian.
- He's friendly.
- She's happy.

3 Match the questions (1-6) to the answers (a-f).

- Are you Daniel?
- Are you 14 years old?
- Is your English teacher very old?
- Is Mr Jones your teacher?
- Is your school new?
- Are the students in your class happy?

- No, he's 23.
- No, I'm David.
- Yes, it's very new.
- No, Mr Jones isn't our teacher.
- No, I'm 13.
- Yes, they are.



Adjectives

Study the box.

My school is **modern**.
I go to a **modern school**.

> See Grammar Reference 1, Extra Practice book, p. 2

4 Complete the sentences with adjectives from the box.

- hard • best • favourite
- typical • easy
- long • special

1. AHS is not a typical high school.
2. My _____ subject is PE.
3. My _____ friend is good at History.
4. Maths is _____. We work a lot to pass!
5. Our lunch break is _____.
6. At our school there are two _____ clubs.
7. It isn't a difficult test. It's very _____.

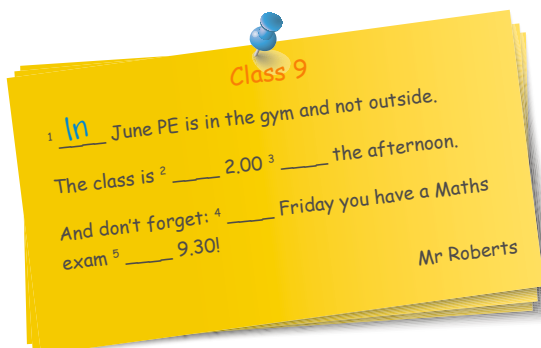
Prepositions of time

Study the box.

on Tuesday, **on** 24th November
in November, **in** autumn, **in** the morning
at eight o'clock, **at** midnight

> See Grammar Reference 1, Extra Practice book, p. 2

5 a. Complete the note with the correct prepositions.



b. Reread the note and answer the questions.

1. Where are PE lessons in June? _____
2. What time are PE lessons? _____
3. When is the Maths exam? _____

6 Write the prepositions.

1. **A:** Is our ICT class on Wednesday?
B: No, it isn't. It is on Friday.
2. **A:** What time is the break?
B: It is _____ 10.30 a.m.
3. **A:** When is the excursion to the museum?
B: It's _____ Monday.
4. **A:** Where is the Science class today?
B: It's _____ the lab.

WORK in PAIRS

7 Ask and answer these questions with your classmate.

1. When is your birthday?
2. When is our next English class?
3. When are the winter holidays?
4. When is Independence Day?

8 Now ask and answer the following questions. Give short answers.

1. your school / big?
A: Is your school big?
B: Yes, it is.
2. your best friend / clever?
3. your English teacher / a man?
4. PE classes / in the gym?
5. Maths / in the science lab?

PROJECT

PowerPoint presentation about special people at school

Tip

- Think about the person you will describe in your PPT (PowerPoint) presentation. Remember to mention what he / she does. Ask him / her about his / her timetable at school. Think about why he / she is important to you.
- Use the examples in Exercise 1 of this section in your description. Use the correct form of the verb *to be*!



Ask and answer personal questions

- 1 Describe the picture. What can you see?

This is a school.

- 2 Listen to the conversation and identify the characters in the dialogue.

- 3 Listen again and choose the correct option.

- The girl is *Roxana* / *Silvana*.
- She is *nervous* / *excited*.
- Today *is* / *isn't* her first day at this school.
- She is from *Uruguay* / *Argentina*.
- PE* / *ICT* is her favourite subject.

- 4 Listen one more time and answer.

- Where is the reporter from?
- What is his name?
- What does he take everywhere?
- What year is Silvana in?
- Is she happy?

- 5 Listen and complete.

Time	Subject	Teacher	Place
9:15	1 <u>Maths</u>	Mr Lewis	2 _____
3 _____	PE	Ms Hope	4 _____
5 _____	BREAK		playground
11:30	6 _____	Ms Dee	7 _____
8 _____	LUNCH		
9 _____	10 _____	Mr Miles	computer room
14:45	study time		11 _____



Ask for permission and make requests

7 a. Match the sentences (1-6) to the answers (a-f).

1. Can I go to the toilet, please?
 2. Can you repeat that?
 3. Can I ask you a question?
 4. Can I finish this for next class?
 5. Can I read?
 6. Can you lend me a pen?
- a. Yes. Read the first paragraph.
 - b. Sure. Here you are.
 - c. Sure. What's your question?
 - d. Yes, but be quick!
 - e. Sure. I said to do exercise 3.
 - f. Yes, but don't forget to do it!

- d
○
○
○
○
○

b. Listen and check.

c. Look at questions 1-6 again. Answer.

1. Which questions are used to ask for permission?
2. Which questions are requests?

8 Do you know any other classroom expressions?

WORK in PAIRS

9 a. Practise asking and answering the questions in Exercise 7a.

b. Imagine you are in a student exchange programme and today is your first day at school. Your classmate is a radio reporter and asks you personal questions. Act the interview out!

Go to **PAIRWORK ACTIVITIES**.



Student A: turn to page 72.

Student B: turn to page 74.

6 a. Listen. Which questions do you hear? Tick (✓).

1. Where do you live?
2. What's your favourite subject?
3. Where are you from?
4. Do you like the school?
5. When's your birthday?

- ○
✓
○
○

b. Listen again. True or false? Correct the false sentences.

1. Imran is a new student.
2. His parents are from India.
3. Jenny likes the school.
4. Jenny likes the gym.
5. Imran likes the computer room.
6. Jenny's favourite subjects are French and PE.

- T
○
○
○
○
○

Write about a friend

Writing rule

Paragraphs

A piece of writing can have one or more paragraphs.
Write related information in the same paragraph.
You can indent the first line of each paragraph.

1 a. Match the adjectives to the nouns.

1. nice, friendly, good
2. small, comfortable, big
3. hard, easy, fun
4. modern, primary, old
 - a. subject
 - b. friend
 - c. classroom
 - d. school

b. Complete with the correct adjective from Exercise 1a.


1. If you are nice to people and enjoy being with others, you are _____.
2. Something is _____ when it is very difficult.
3. When you sit on a _____ couch, you feel relaxed.
4. The opposite of new is _____.
5. A computer or a phone with new technology is _____.

Writing rule

Descriptive adjectives

Use adjectives to enrich your piece of writing. Adjectives describe things, people and places.

2 a. Read the ID card and the text about Jenny.



Name: Jenny Burrows
Age: 13
Nationality: Australian
School: Brenton School
Favourite subject(s): PE and English
Favourite place(s) in the school: canteen
Best friend: Ruth

My friend's name is Jenny Burrows. She's 13 years old and she's Australian. Jenny is a student at Brenton School. Her school is new and modern. Her favourite subjects are PE and English. Her favourite place in the school is the canteen. It's big and comfortable. Her best friend's name is Ruth. She's nice and friendly. Ruth isn't in Jenny's class but she's in the same school.

b. Match paragraphs 1-3 to these topics.

Best friend
Favourite school area
Jenny

c. Imagine you are Jenny Burrows. Describe your school timetable. Reread the text on page 9 or listen again to track 5 to get inspired!

School days starts at ...

3 a. Complete the ID card with information about a classmate.





Name:
Age:
Nationality:
School:
Favourite subject(s):
Favourite place(s) in the school:
Best friend:

b. Use the information on the ID card to write about your classmate. Add details and divide the information into paragraphs.

END of PROJECT

PowerPoint presentation about special people at school

Let's complete the Project task!



- 1  Now that you have chosen the person you will talk about, write down all the information you will include in your PPT.
- 2  Put the information you will include in order. Remember to check the Project Tip to include everything. Make a plan like this one:

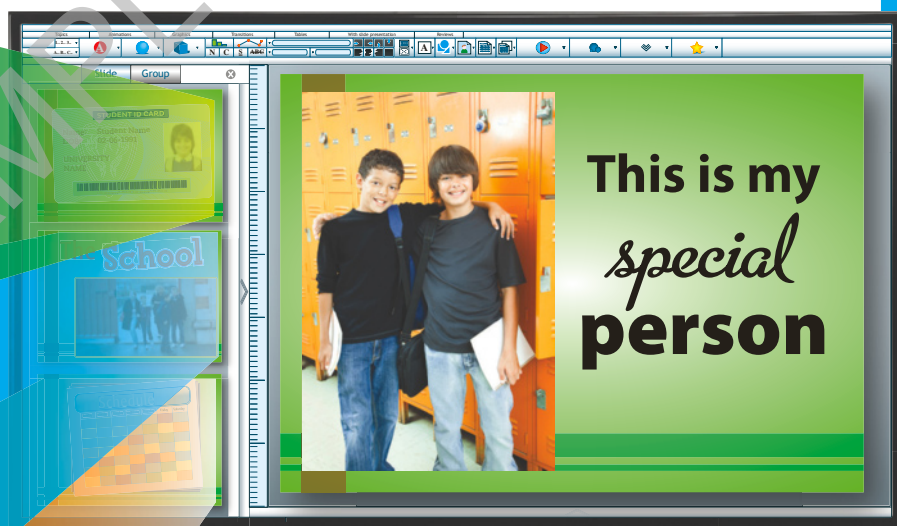

Slide 1: Personal ID

Slide 2: Photo of the school where she or he goes / works

Slide 3: His / Her timetable

Slide 4: Describe your special person and include a pic of you with him or her! If you don't have any, use your mobile or borrow one and take a selfie with this person.

- 3  Don't forget to save your PPT presentation. You can share it with other people through a social network.
- 4  Don't forget to bring your computer or tablet for the presentation! Make sure that everybody can have a look at it.



I can ...

- introduce myself.
- ask and answer simple personal questions.
- ask and tell the time.
- talk about timetables.
- talk about schools in different cultures.
- identify and value different people working at school.
- describe different school jobs.
- express my preferences about school life.