

# 01

## NICE TO MEET YOU

### IN THIS UNIT

- Grammar: *I* and *you* (*I'm ... / Are you ...?*); *my* and *your* (*What's your name? / My name's ...*); *a*/*an* with jobs (*I'm a student. / Are you an actor?*)
- Vocabulary: Jobs; The alphabet / *How do you spell ...?*; Numbers 0–20 / *What's your phone number?*
- Task: Ask for and give personal information
- Language live: Saying hello and goodbye; Sentences and questions



### Grammar focus 1

#### Names and introductions: *I* and *you*; *my* and *your*

#### 1 1.1 Listen to the conversations. Practise saying them.

- A: Hello, my name's Daniel.  
B: Hi, Daniel. I'm Eva. Nice to meet you.
- A: Hello, I'm Ben.
- A: Hi, I'm Tim.  
B: Hello, my name's Sam. Nice to meet you.

#### 2a Complete the conversations with *I* and *my*.

- A: Hi, <sup>1</sup> \_\_\_\_\_ 'm Kate.  
B: Hello, Kate. <sup>2</sup> \_\_\_\_\_ name's James. Nice to meet you.
- A: Hello, <sup>3</sup> \_\_\_\_\_ name's Tom.  
B: Hi, Tom. <sup>4</sup> \_\_\_\_\_ 'm Juliet. Nice to meet you.
- A: Hello, <sup>5</sup> \_\_\_\_\_ name's Steve.  
B: Hello, Steve. <sup>6</sup> \_\_\_\_\_ name's Kara. Nice to meet you.

#### b 1.2 Listen and check.



3 1.3 Look at the pictures and listen.



## GRAMMAR

### *I and you; my and your*

I'm Vicky. (= I am)

**My** name's Vicky. (= name is)

Are **you** Sam?

What's **your** name? (= what is)

4a Choose the correct words.

- 1 Hello, **I / You** 'm Daniel.
- 2 Are **I / you** Tom?
- 3 Hi. Are **I / you** Sarah?
- 4 **I / You** 'm Anton.
- 5 Hello, **my / your** name's Kate.
- 6 What's **my / your** name?
- 7 **My / Your** name's Masumi.
- 8 Hi. What's **my / your** name?

b 1.4 Listen and check.

## PRONUNCIATION

- 1 Listen again to sentences 5–8 in exercise 4.
- 2 Practise saying the sentences.

5a Complete the conversations with *I, my, you* or *your*.

- 1 A: Hello, \_\_\_\_\_ name's Harry.  
B: Hi, Harry. \_\_\_\_\_ 'm Sandra. Nice to meet you.
- 2 A: Are \_\_\_\_\_ Michael?  
B: Yes, that's right.
- 3 A: What's \_\_\_\_\_ name?  
B: \_\_\_\_\_ name's Simon Dodds.
- 4 A: Hi, \_\_\_\_\_ 'm Julia.  
B: Hello, Julia. \_\_\_\_\_ name's Jenny.
- 5 A: Are \_\_\_\_\_ Kim Watson?  
B: No, \_\_\_\_\_ 'm Kim Watts.
- 6 A: What's \_\_\_\_\_ name?  
B: \_\_\_\_\_ name's Mike.

b 1.5 Listen and check.

6 Practise the conversations with other students. Use your names.

Hello, my name's Alex.

Hi, Alex. I'm Carla. Nice to meet you.





## Vocabulary

### Jobs

1 1.6 Look at the photos. Listen and say the jobs.

waiter/waitress	businessman/businesswoman
engineer	actor
teacher	police officer
accountant	shop assistant

### PRONUNCIATION

1 Listen again to the jobs in exercise 1. Mark the stress.

teacher waiter

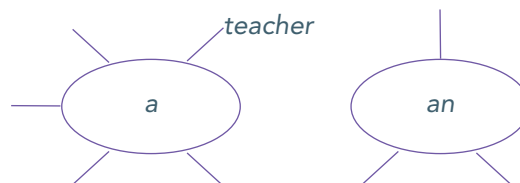
2 Listen again and practise saying the jobs.

### GRAMMAR

#### a/an with jobs

<b>a</b> + vowel (a, e, i, o, u)	I'm an actor. I'm an engineer.
<b>a</b> + consonant (b, c, d, f, ...)	I'm a businessman. I'm a teacher.

2 Write the jobs in exercise 1 in the correct place.



3a Complete the conversations with **a** or **an**.

- 1 A: What's your job?  
B: I'm \_\_\_\_\_ teacher.
- 2 A: Are you \_\_\_\_\_ engineer?  
B: No, I'm \_\_\_\_\_ architect.
- 3 A: Are you \_\_\_\_\_ shop assistant?  
B: Yes, that's right.
- 4 A: Are you \_\_\_\_\_ student?  
B: No, I'm \_\_\_\_\_ accountant.

b 1.8 Listen and check.

4 Practise the conversations with other students. Change the jobs.

Are you a businessman?

No, I'm a teacher.

## Grammar focus 2

### a/an with jobs

1 1.7 Listen and complete the sentences.

- 1 My name's Antonia. I'm a \_\_\_\_\_.
- 2 Hello, I'm Denise. I'm a \_\_\_\_\_.
- 3 Hi, I'm Joshua. I'm a \_\_\_\_\_.
- 4 My name's Bradley. I'm an \_\_\_\_\_.
- 5 Hello, my name's Tina. I'm a \_\_\_\_\_.
- 6 My name's Lewis. I'm an \_\_\_\_\_.
- 7 Hi, I'm Karis. I'm a \_\_\_\_\_.
- 8 Hello, my name's Jake. I'm an \_\_\_\_\_.

## Vocabulary

### The alphabet and *How do you spell ...?*

1 1.9 Listen and say the alphabet.

**Aa Bb Cc**

**Dd Ee Ff**

**Gg Hh Ii**

**Jj Kk Ll**

**Mm Nn**

**Oo Pp Qq**

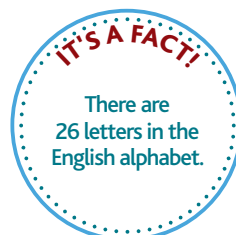
**Rr Ss Tt**

**Uu Vv Ww**

**Xx Yy Zz**

2a 1.10 Listen and choose the correct answers.

- 1 LAX / LEX
- 2 YVR / WVR
- 3 EST / IST
- 4 DXB / DSB
- 5 MRT / NRT
- 6 BEK / PEK
- 7 ZAH / ZRH
- 8 LGW / LJW
- 9 JFK / GFK
- 10 GEG / GIG



b 1.11 Listen and write the airport codes in the table.

c Work in pairs and say the airport codes.



Airport code		
1 _ _ _	Dubai International Airport, UAE	
2 _ _ _	John F. Kennedy Airport, New York, USA	
3 _ _ _	Zürich Airport, Switzerland	
4 _ _ _	Narita Airport, Tokyo, Japan	
5 _ _ _	Los Angeles International Airport, USA	
6 _ _ _	Vancouver International Airport, Canada	
7 _ _ _	London Gatwick Airport, UK	
8 _ _ _	Atatürk International Airport, Istanbul, Turkey	
9 _ _ _	Galeão International Airport, Rio de Janeiro, Brazil	
10 _ _ _	Beijing Capital International Airport, China	

3a 1.12 Work in pairs. Listen and spell the words.

*How do you spell 'Dubai'?*  
D-U-B-A-I

b Work in pairs. Choose three more places and ask your partner, '*How do you spell ...?*'.

*How do you spell 'Beijing'?*  
B-E-I-J-I-N-G

4 Work in pairs. Ask questions with '*How do you spell ...?*' using the ideas in the box.

your first name                      your surname  
your teacher's surname              the name of your town  
the name of your school/workplace

How do you spell your first name?

V-A-N-E-S-S-A

## Vocabulary

### Numbers 0–20

1a 1.13 Listen and say the numbers.

- |         |         |           |
|---------|---------|-----------|
| 1 one   | 5 five  | 9 nine    |
| 2 two   | 6 six   | 10 ten    |
| 3 three | 7 seven | 11 eleven |
| 4 four  | 8 eight | 12 twelve |

b 1.14 Listen and write the numbers you hear.

c Write the numbers from exercise 1b in words.

2 Work in pairs. Write a number (0–12). Your partner says the number.

3a 1.15 Listen and say the numbers.

- |             |              |
|-------------|--------------|
| 13 thirteen | 17 seventeen |
| 14 fourteen | 18 eighteen  |
| 15 fifteen  | 19 nineteen  |
| 16 sixteen  | 20 twenty    |

b 1.16 Listen and write the numbers you hear.

### PRONUNCIATION

1 1.17 Listen and mark the stress on numbers 0–20.  
zero, one,

2 Listen again and practise saying the numbers.

4a 1.18 Listen to the conversations and complete the phone numbers.

#### Conversation 1

A: What's your phone number?

B: My phone number's 0134 \_\_\_\_ 45 \_\_\_\_ 22 \_\_\_\_.

#### Conversation 2

A: What's your phone number?

B: It's 0775 \_\_\_\_ 909 \_\_\_\_.

#### Conversation 3

A: What's your phone number?

B: My phone number is 07 \_\_\_\_ 887 \_\_\_\_.

b Work in pairs. Listen again and repeat the conversations. Then practise using different phone numbers.

# Task

## Ask for and give personal information

### Preparation Listening

1 1.19 Listen to four conversations. Tick the information they give.

- first name
- email address
- job
- phone number
- surname

2 Listen again and complete the information.

A

First name	Irina
Surname	1 _____
Phone number	07789 223433
Email address	tara12@global.com

B

First name	James
Surname	White
Phone number	2 _____
Email address	white.j20@ tmail.com

C

First name	Barbara
Surname	3 _____
Phone number	07404 772698
Email address	4 _____

D

First name	Yasir
Surname	5 _____
Phone number	6 _____
Email address	yasir15@newmail.com

3 Listen again and tick the phrases you hear in the Useful language box (a and b).





## Task Speaking

**1a** Match the questions in the Useful language box with the headings below.

•F irst name •S urname •Ph one number •E mail address

**b** Write answers to the questions using your personal information.

**2** Ask three students questions about their personal information and complete the tables below.

> Useful language a and b

**A**

First name	
Surname	
Phone number	
Email address	

**B**

First name	
Surname	
Phone number	
Email address	

**C**

First name	
Surname	
Phone number	
Email address	

**3** Work in pairs and take turns to give your personal information.

*My first name's Eddie and my surname's Alessi.*

*My phone number is ...*

## USEFUL LANGUAGE

### a Questions

What's your name?  
What's your first name?  
What's your surname/name?  
How do you spell it?  
What's your job?  
What's your phone number?  
What's your email address?  
Are you (Yasir)?

### b Answers

My first name's (Irina).  
My surname's (Tarasova).  
My email address is (white.j20@tmail.com).  
Yes, that's right. I'm (Yasir).  
My phone number is (07456 141698).



## SHARE YOUR TASK

Practise saying your personal information.

Film/Record yourself saying your personal information.

Share your film/recording with other students.

# LANGUAGE LIVE



## Speaking

### Saying hello and goodbye

1 Watch the video and tick the phrases you hear.

- 1 How are you?
- 2 Hi, I'm Mark.
- 3 Nice to meet you.
- 4 What's your name?
- 5 How do you spell it?
- 6 This is Andrew.
- 7 Goodbye! See you again!

2 Watch again and match the sentence pairs.

- 1 How are you?
- 2 Hi, I'm Mark.
- 3 Nice to meet you.
- 4 What's your name?
- 5 How do you spell it?
- 6 This is Andrew.
- 7 Goodbye, Mark. See you again!

- a Hello, Mark.
- b Hello, Andrew.
- c I'm fine. How are you?
- d Goodbye. See you again!
- e My name's ...
- f Nice to meet you.
- g S-I-...

## PRONUNCIATION

1 Watch and listen to the key phrases.

2 Practise saying them.

3 Choose the correct answer (a, b or c).

- 1 How are you?
  - a I'm fine.
  - b My name's John.
  - c Nice to meet you.
- 2 What's your name?
  - a Hello, Kate.
  - b My name's Jo.
  - c See you again.
- 3 How do you spell your name?
  - a L-I-A.
  - b My name's Lia.
  - c Nice to meet you.

4a Complete the conversations.

fine Hi name Nice This See spell

- 1 A: How are you ?  
B: I'm \_\_\_\_\_. How are you?
- 2 A: \_\_\_\_\_ ! I'm Simon.  
B: \_\_\_\_\_ to meet you, Simon.
- 3 A: What's your \_\_\_\_\_ ?  
B: My name's Kara.  
A: How do you \_\_\_\_\_ i t?
- 4 A: \_\_\_\_\_ i s Adam.  
B: Hello, Adam.
- 5 A: Goodbye, Paola. \_\_\_\_\_ you again!  
B: Goodbye!

b Work in pairs and practise the conversations.  
Use your own names.

# Writing

## Sentences and questions

- 1 Circle the full stops and underline the question marks in the conversation.

A: Hello. What's your name?

B: My name's Jan.

A: How do you spell it?

B: J-A-N.

A: Hello, Jan.

- 2a Read the information about full stops and question marks.

• We use a full stop (.) at the end of a sentence.

*Nice to meet you.*

• We use a question mark (?) at the end of a question.

*How are you?*

- b Tick the correct sentences and cross the incorrect sentences.

What's your name. x

What's your name? ✓

1 a My name's Tom.

b My name's Tom?

2 a Are you Frida Jonsson.

b Are you Frida Jonsson?

3 a No, I'm Maria Jonsson.

b No, I'm Maria Jonsson?

4 a How do you spell your name?

b How do you spell your name.

- 3 Complete the conversations with full stops and question marks.

1 A: Are you Jo White \_\_\_\_

B: Yes \_\_\_\_

A: Hello \_\_\_\_ I'm Paul Gray \_\_\_\_

B: Nice to meet you \_\_\_\_

2 A: How are you \_\_\_\_

B: I'm fine \_\_\_\_ How are you \_\_\_\_

A: I'm OK \_\_\_\_

3 A: My name's Helen \_\_\_\_

B: What's your email address \_\_\_\_

A: It's *helendesanto@bp.com* \_\_\_\_

B: How do you spell it \_\_\_\_

- 4a Read the information about capital letters.

We use capital letters:

• with names.

*David Williams Julia Kay*

• at the beginning of a sentence.

*Hello, my name's Michael.*

*Nice to meet you!*

- b Write capital letters in the correct places.

1 my name's andrew.

2 are you a teacher?

3 My name is tom woods. i'm an actor.

4 hello, tom. nice to meet you.

5 how do you spell your first name?

6 i'm anna. i'm a student.

7 are you david?

8 what's your name?

- 5a Complete the information with the words in the box.

a email address is my name phone number



My first <sup>1</sup> \_\_\_\_\_ 's Ewa and

<sup>2</sup> \_\_\_\_\_ surname <sup>3</sup> \_\_\_\_\_

Krupka. I'm <sup>4</sup> \_\_\_\_\_ businesswoman.

My <sup>5</sup> \_\_\_\_\_ is *ewa@solutions.com*

and my <sup>6</sup> \_\_\_\_\_ is 09399 375292.

- b Complete the table with information about Ewa and then with information about you.

	Ewa	you
first name		
surname		
job		
email address		
phone number		

- 6 Write a paragraph about you. Use the example in exercise 5a to help you. Use capital letters where necessary.



### AFTER UNIT 1 YOU CAN ...

Introduce yourself and greet someone.

Ask for and give personal information.

Begin and end simple conversations.

Write a short paragraph about yourself.




# 03

## GOING PLACES

### IN THIS UNIT

- Grammar: *this/that, these/those; be with we and they*
- Vocabulary: Plural nouns; Adjectives—opposites; Food and drink
- Task: Talk about your favourite food
- Language live: In a café; Holiday messages



### Vocabulary

#### Plural nouns

1 Look at the photos. Which things in the box can you see?

taxi/taxis car/cars bus/buses shop/shops city/cities  
man/men woman/women person/people child/children

2 Match the singular nouns in A with the plural nouns in B.

A	B
1 a student	a sandwiches
2 an address	b addresses
3 a country	c countries
4 a sandwich	d places
5 a nationality	e nationalities
6 a place	f students

### PRONUNCIATION

1 3.1 Listen to the plural nouns in exercises 1 and 2.

2 Practise saying them.

3 Work in pairs and take turns. Student A say a singular noun from exercise 1 or 2. Student B say a number and the plural noun.

A person

Fifteen people



## GRAMMAR

### this/that, these/those

Singular	this sandwich, <b>this</b> car that shop, <b>that</b> bus
Plural	<b>these</b> children, <b>these</b> people <b>those</b> taxis, <b>those</b> countries

### 2a Choose the correct answers.

- 1 What's the name of **that** / **those** hop?
- 2 **This** / **These** people are Spanish.
- 3 Who are **that** / **those** children?
- 4 Look at **this** / **these** lace!
- 5 Is **that** / **those** yourb us?
- 6 **This** / **These** students are my friends.
- 7 Whoa re **that** / **those** women?
- 8 **This** / **These** country is beautiful!

### b 3.3 Listen and check.

## PRONUNCIATION

- 1 Listen again to the sentences in exercise 2a. Notice the pronunciation of *th-* in *this*, *that*, *these* and *those*.
- 2 Practise saying *this*, *that*, *these* and *those*.

### 3 3.4 Complete the conversations with *this*, *that*, *these* and *those*. Listen and check.



A: Who's <sup>1</sup> \_\_\_\_\_ man?  
B: He's my teacher.



A: Alex, <sup>2</sup> \_\_\_\_\_ is James.  
B: Hello, James.



A: Where are <sup>3</sup> \_\_\_\_\_ people from?  
B: They're from Italy.



A: <sup>4</sup> \_\_\_\_\_ two books, please.  
B: £10, please.

### 4 Work in pairs and practise the conversations in exercises 1 and 3.

## Grammar focus 1

### this/that, these/those

### 1 3.2 Listen to the conversations and choose the correct answers.



A: What's <sup>1</sup>**this** / **that**?  
B: It's a sandwich!



A: Look at <sup>2</sup>**this** / **that**s hop!  
B: Yes, it's fantastic!



A: Are <sup>3</sup>**these** / **those**t axis?  
B: Yes, let's go!



A: <sup>4</sup>**These**/ **Those** are my children, Jim and Alice.  
B: Hello!





### Amanda Foster

We're in New York! The people here are friendly and our hotel is in the city centre. It's fantastic!

12 people like this ✓

### Comments

**Jack Rose** Is the hotel expensive?

**Amanda Foster** No, it isn't. It's really cheap.

**Jack Rose** What about the restaurants? Are they expensive?

**Amanda Foster** No! The restaurants aren't expensive either! They're really good ... Italian food, Chinese food, Japanese food ... everything!

**Nicola Jameson** What about things to do?

**Amanda Foster** Lots of things to do ... parks, shops, restaurants, museums! New York is one of my favourite cities. It's a fantastic holiday and we're all very happy! ☺

## Reading and vocabulary

### Common adjectives

#### 1 Look at the photos and read the text.

- 1 Where are they?
- 2 Are they on holiday or on business?

#### 2a 3.5 Look at the pictures below. Listen and repeat the adjectives



#### b Read the text in exercise 1 again and choose the correct adjectives.

- 1 The people are **friendly** / **unfriendly**.
- 2 The hotel is **cheap** / **expensive**.
- 3 We are **happy** / **sad**.
- 4 The holiday is **fantastic** / **awful**.

#### c 3.6 Listen and check your answers.

### PRONUNCIATION

- 1 3.7 Listen again to the adjectives in exercise 2a. Mark the main stress.  
friendly

- 2 Practise saying the words.

#### 3 Choose the correct answers.

- 1 The people are **friendly** / **expensive**.
- 2 That hotel is **happy** / **cheap**.
- 3 The holiday is **fantastic** / **sad**.
- 4 That shop is **expensive** / **happy**.
- 5 The waiter is **cheap** / **unfriendly**.
- 6 That man is **sad** / **cheap**.

#### 4a Complete the sentences using the adjectives in exercise 2a.

- 1 Today I am \_\_\_\_\_.
- 2 The people at my school/work are \_\_\_\_\_.
- 3 The waiters in my favourite restaurant are \_\_\_\_\_.
- 4 My city is \_\_\_\_\_.
- 5 Buses in my city are \_\_\_\_\_.
- 6 People in my country are \_\_\_\_\_.

#### b Work in pairs and compare your sentences.



## Grammar focus 2

### be with we and they

1 Choose the correct answers. Look at the text in exercise 1 on page 22 to help you.

- 1 We **is** / **are** all very happy.
- 2 The people here **is** / **are** friendly.
- 3 The hotel **isn't** / **aren't** expensive.
- 4 The restaurants **isn't** / **aren't** expensive.

### GRAMMAR

#### be with we and they

+	We're in New York. (= we are) They're expensive. (= they are)
-	We aren't in New York. (= are not) They aren't expensive. (= are not)
?	Are we in New York? Are they expensive?

Remember: He's in New York. It isn't expensive.

2a Choose the correct answers.



My name's Joana and I'm from Kraków in Poland. My friends Giulia and Massimo **is** / **are** also students. They **isn't** / **aren't** from Poland – they **is** / **are** from Italy. We **is** / **are** in Boston now – we **is** / **are** students at the university. Our flat **is** / **are** very expensive, but the shops **isn't** / **aren't** expensive. The people **is** / **are** very friendly – Boston **is** / **are** a fantastic city!

b 3.8 Listen and check.



Sumiko and I <sup>1</sup> \_\_\_\_\_ from Tokyo in Japan and we <sup>2</sup> \_\_\_\_\_ engineers. We <sup>3</sup> \_\_\_\_\_ in Japan now – we <sup>4</sup> \_\_\_\_\_ in Sydney in Australia for a conference. Alex and Kim <sup>5</sup> \_\_\_\_\_ also engineers. They <sup>6</sup> \_\_\_\_\_ from Japan – they <sup>7</sup> \_\_\_\_\_ from Brazil. Sydney <sup>8</sup> \_\_\_\_\_ a great city and the conference <sup>9</sup> \_\_\_\_\_ fantastic. But the restaurant in the hotel <sup>10</sup> \_\_\_\_\_ good – the food <sup>11</sup> \_\_\_\_\_ awful and the waiters <sup>12</sup> \_\_\_\_\_ unfriendly.

3a Complete the text with *is*, *isn't*, *are* or *aren't*.

b 3.9 Listen and check.

4a Write four sentences about the groups of people on pages 22 and 23. Don't write their names.

*They're on holiday.*

*They're from Brazil.*

b Work in pairs and take turns. Read your sentences to your partner. Your partner says who the people are.

*They're on holiday.*

*Amanda Foster and her family are on holiday.*



## Listening and vocabulary

### Food and drink

1a 3.10 Look at the pictures. Listen and repeat the words.

apples bread cheese chicken coffee eggs  
milk pasta potatoes rice tea water



b Write the words from 1a in the correct place.

- 1 Drink: tea, \_\_\_\_\_, \_\_\_\_\_, \_\_\_\_\_
- 2 Meat and fish: \_\_\_\_\_
- 3 Fruit: \_\_\_\_\_
- 4 Vegetables: \_\_\_\_\_
- 5 Other food: bread, \_\_\_\_\_, \_\_\_\_\_, \_\_\_\_\_, \_\_\_\_\_

c 3.11 Listen and check. Practise saying the words.

2a Look again at the food and drink in exercise 1a. Write 1, 2 or 3 next to each item.

1 =h orrible    2 =O K    3 = delicious

b Work in pairs and compare your ideas.

I think coffee is delicious!

Me too!

3a 3.12 Listen to three people talking about their breakfast and complete the table.

	Food	Drink
Jim, USA		black coffee (no milk)
Kumiko, Japan	rice with fish	
Tomas, Poland		

b Discuss what is a typical breakfast for you.

# Task

## Talk about your favourite food



## Preparation Listening

1 Work in pairs. Which food and drink can you see in the photos?

<u>rice</u>	<u>vegetables</u>	chicken	bread
pasta	coffee	milk	cheese
ice cream	tea	orange	banana
apple	fish	tomato	potatoes

2a 3.13 Listen to two people, Rob and Barbara, talking about their favourite food and drink. Complete the table below.

	Rob	Barbara
Nationality	English	Italian
Favourite food		
Favourite fruit or vegetable		
Favourite drink		

b Listen again and tick the questions and answers you hear in the Useful language box (a and b).





## USEFUL LANGUAGE

### a Questions

What's your favourite food?  
 What's your favourite fruit or vegetable?  
 What's your favourite drink?  
 What's a typical drink in (Italy)?  
 What about you?

### b Answers

My favourite food is (Japanese food).  
 My favourite food isn't (English).  
 Japanese food is my favourite.  
 Pasta is very popular in Italy.  
 Tea is a popular drink in England.  
 My favourite drink is coffee, I think.

## Task Speaking

- 1a** Complete the first column of the table with information about you. Ask your teacher for any words/phrases you need.

	You	Your partner
Favourite food		
Favourite fruit or vegetable		
Favourite drink		

- b** Work in pairs and take turns. Ask your partner questions and complete the table. Use the questions and answers in the Useful language box to help you.

> Useful language a and b

- 2** Tell the class about you and your partner.

My name's Marta. My favourite food is pasta.  
 Her name is Jo. Her favourite food is chicken.

### SHARE YOUR TASK

Practise talking about your favourite food and drink.

Film/record yourself talking about your favourite food and drink.

Share your film/recording with other students.



# LANGUAGE LIVE



## Speaking In a café

1 Watch the video and choose the correct answers.

- The man and the woman are **at home / on holiday**.
- It is **breakfast time / lunchtime**.
- To eat, the couple order **something different / the same thing**.
- To drink, the couple order **something different / the same thing**.

2 Watch again. Write P (Peter) or M (Mary) next to the food and drink they order.

### Food

- cheese
- eggs
- fish
- fruit
- sandwich
- toast

### Drink

- apple juice
- coffee (black)
- coffee (with milk)
- orange juice
- tea (black)
- tea (with milk)
- water

3a Who says these phrases? Write P (Peter), M (Mary) or W (Waiter).

Yes, please? W

- For you, madam?
- What's this?
- Eggs for me, please.
- The same for me, please.
- And to drink, madam?
- Can I have coffee, please? Black coffee.
- Can I have tea, please? With milk.
- Anything else?
- Nothing for me.
- Can I have the bill, please.

b Watch again and check your answers.

## PRONUNCIATION

1 Watch and listen to the key phrases.

2 Practise saying them.

4a Complete the conversation with the words in the box.

Coffee chicken Nothing sir water

WAITER: Yes, please?

CUSTOMER A: Can I have a sandwich, please?  
A <sup>1</sup> \_\_\_\_\_s sandwich.

WAITER: And for you, <sup>2</sup> \_\_\_\_\_?

CUSTOMER B: <sup>3</sup> \_\_\_\_\_ for me, thank you.

WAITER: And to drink?

CUSTOMER A: Can I have <sup>4</sup> \_\_\_\_\_, please?

CUSTOMER B: <sup>5</sup> \_\_\_\_\_ for me, please. With milk.

WAITER: Anything else?

CUSTOMER B: No, thank you.

b Work in groups of three. Practise saying the conversation.

5 Work in groups of three. Prepare and practise a similar conversation. Change the information in the gaps with the words in the box or your own ideas.

cheese fish madam orange juice pasta tea



Hi, Mum and Dad,

How are you?

Carolyn and I are here in Turkey. Our hotel is very comfortable. It's called Hotel Panorama. The people are very friendly, and the food and weather are fantastic.

We're on the beach now and we're very happy!

See you soon,  
Jo

JAMES AND ANN HUMPHREYS  
52 BOSTOCK ROAD  
WOODLEY  
OXFORDSHIRE  
UNITED KINGDOM  
OX52 3KD

## Writing Holiday messages

### 1 Read the postcard and answer the questions.

- 1 Who is it from?
- 2 Who is she with?
- 3 Where are they?

### 2 Read Carolyn's email to her friend. Complete the gaps with the words in the box.

expensive    fantastic    friendly    on holiday  
See you    We're



### 3 Write your own postcard or email. Include these things:

- a greeting
- a message (say where you are, who you're with, information about the food/weather/people, etc.)
- a message ending.



**Carolyn**

**Subject:** Holiday in Turkey

Hi Sam,  
I'm here <sup>1</sup> \_\_\_\_\_ in Turkey with Jo.  
Our hotel is cheap but the people are very  
<sup>2</sup> \_\_\_\_\_. The restaurants here are good,  
and the food isn't <sup>3</sup> \_\_\_\_\_.  
The weather here is <sup>4</sup> \_\_\_\_\_. <sup>5</sup> \_\_\_\_\_  
on the beach now!  
<sup>6</sup> \_\_\_\_\_ soon,

Carolyn

### AFTER UNITS 2 AND 3 YOU CAN ...

Ask and answer questions about people, jobs and nationalities.

Ask and answer questions about peoples' age.

Talk about your favourite food and drink.

Order food and drink in a café.

Write a short postcard or email.

# 05

## HOME AND FAMILY

### IN THIS UNIT

- Grammar: Possessive 's; Present simple (*I, you, we, they*); Present simple questions (*I, you, we, they*)
- Vocabulary: Family; Verbs with noun phrases
- Task: Present your personal profile



### Vocabulary Family

**1a** **5.1** Look at the photos and listen to the family words.

- brother and sister
- father and son
- mother and daughter
- parents and children
- husband and wife
- grandmother and grandson
- grandfather and granddaughter
- grandparents and grandchildren

**b** Work in pairs. Which of the family words in exercise 1a are:

- male?      • female?      • male or female?

### PRONUNCIATION

**1** Listen again to the words in exercise 1a and mark the stress.

brother      sister

**2** Practise saying them.

**2a** Underline the odd one out.

- |                                 |                           |
|---------------------------------|---------------------------|
| 1 son, <u>parent</u> , daughter | 4 brother, son, wife      |
| 2 husband, wife, child          | 5 wife, children, mother  |
| 3 grandparent, brother, sister  | 6 sister, father, husband |

**b** Work in pairs and check your ideas.






## Grammar focus 1

### Possessive 's

- 1 Look at the family tree and read the sentences. Are the sentences true (T) or false (F)?

- 1 Dylan is Sonia's brother.
- 2 Tom is Helena's husband.
- 3 Sonia and Laura are Dylan's sisters.
- 4 Sonia's mother's name is Laura.
- 5 Alice is George's wife.
- 6 Helena is Tom's grandmother.
- 7 Tom's father's name is George.
- 8 Tony and Alice are Anna's grandparents.



## GRAMMAR

### Possessive 's

Dylan is Sonia's brother. (NOT Dylan is the brother of Sonia.)  
 Sonia and Laura are Dylan's sisters.  
 Tom's father's name is George.

- 2a Read the sentences in exercise 1 again. Rewrite the false sentences to make them true.

- b 5.2 Listen to the correct sentences and check your answers.

## PRONUNCIATION

- 1 Listen again to the sentences in exercise 2b and notice the pronunciation of possessive 's.
- 2 Practise saying the sentences.

- 3 Write 's in the correct place in the sentences.

- 1 Jonny is Ali brother.  
*Jonny is Ali's brother.*
- 2 My sister name is Suzanna.
- 3 Her brother name is Alex.
- 4 Tom is Kate husband.
- 5 My father name is Daniel.
- 6 Hugo and Harry are Sarah sons.
- 7 My teacher name is Amelia.
- 8 Kara is Maria daughter.

- 4 Work in pairs. Tell your partner about four people in your family. Say his/her name and two more facts (e.g. age, job, country).

My brother's name is Jonas. He's twenty-five and he's a student.

My brother's name is Diego. He's seventeen and he's a student, too.

# Life in another country



**A** My name's Ellie. I'm from China, but I don't live there now – I study medicine at university in London. I live with two other students. They don't study medicine – they study engineering. We live in a flat near the university. Everything is expensive in London – so it's a small flat, but it's very nice!

**B** I'm David and this is my wife Sophie. We're from London, but now we live in Shanghai in China. We're very happy here! We don't work in an office. We work at Shanghai University – we teach English to university students. We have two children – our son Harry is 11 and our daughter Holly is nine. They go to the International School here in Shanghai. They study Chinese and they speak it really well now!

## Reading

### Life in another country

**1** Read about the people in the photos. Match the names in the box with the photos.

David   Ellie   Harry   Holly   Sophie

**2** Are the sentences true (T) or false (F)?

- 1 Ellie is Chinese.
- 2 She's a teacher.
- 3 She is in London now.
- 4 David and Sophie are English.
- 5 They are happy in China.
- 6 They are students.
- 7 Their daughter is 11 years old.
- 8 Their children are at school in London.

**2a** Complete the sentences with the words and phrases in the box.

don't go   don't have   don't live   live  
speak   study   teach   work

- 1 Ellie and her friends \_\_\_\_\_ in a flat.
- 2 David and Sophie \_\_\_\_\_ in London now.
- 3 David and Sophie \_\_\_\_\_ English to university students.
- 4 David and Sophie \_\_\_\_\_ at Shanghai University.
- 5 Harry and Holly \_\_\_\_\_ Chinese with their friends.
- 6 Harry and Holly \_\_\_\_\_ to school in England.
- 7 Ellie and her friends \_\_\_\_\_ at London University.
- 8 David and Sophie \_\_\_\_\_ three children.

**b** **5.3** Listen and check.

## Grammar focus 2

### Present simple (*I, you, we, they*)

**1** Who says these sentences? Read the text again and write the names.

- 1 'I study in London.' \_\_\_\_\_
- 2 'My husband and I teach English.' \_\_\_\_\_
- 3 'We live with our parents.' \_\_\_\_\_
- 4 'My sister and I don't live in England now.' \_\_\_\_\_
- 5 'Our children don't go to university.' \_\_\_\_\_
- 6 'I don't have a big flat in London.' \_\_\_\_\_

## GRAMMAR

### Present simple (*I, you, we, they*)

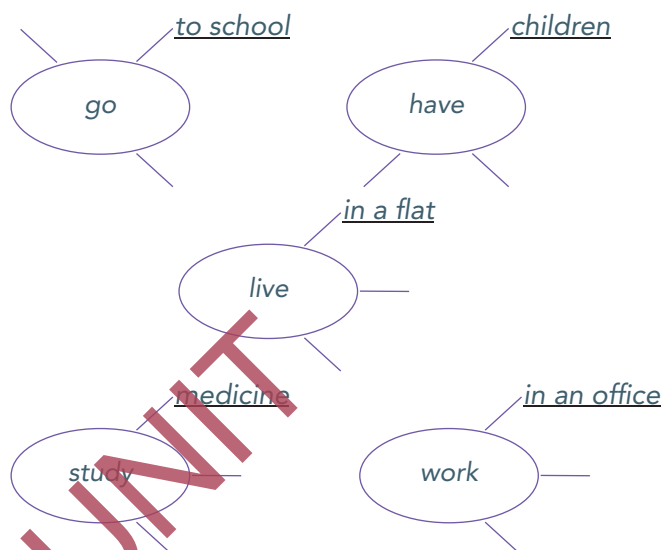
+	I <b>study</b> medicine at London University. You <b>teach</b> Chinese at university. We <b>live</b> in Shanghai in China. They <b>go</b> to the International School.
–	I <b>don't live</b> in China now. (= do not) You <b>don't work</b> in an office. We <b>don't have</b> a house. They <b>don't study</b> medicine.

## Vocabulary

### Verbs with noun phrases

1a Write the phrases in the box next to the correct verb.

a car      with your family      at university      languages  
long hours      home for lunch      to work by bus      two brothers  
in a house      for a big company



b 5.4 Listen and check.

### PRONUNCIATION

1 5.5 Listen to ten sentences. Is each sentence positive (+) or negative (-)?

2 Listen again and repeat the sentences.

2a Read the sentences. Underline the verb phrases to make each sentence true for you.

- 1 I don't live / live in a flat.
- 2 I don't have / have a car.
- 3 I don't study / study Italian.
- 4 I don't go / go to work by bus.
- 5 I don't work / work for a big company.
- 6 I don't study / study at university.
- 7 I don't live / live with my family.
- 8 I don't have / have a sister.
- 9 I don't go / go home for lunch.
- 10 I don't work / work in an office.

b Work in pairs and compare your sentences.

3a Think of two people you know (e.g. your parents, two friends). Write five sentences about them using the verb phrases in exercise 1.

*Denise is my friend. She has three children and ...*

b Work in pairs. Read your sentences to your partner.

3a Write four sentences about you. Use the verb phrases in the box. Write two true sentences and two false sentences.

I live in ...      I don't live in ...      I have ...  
I don't have any ...      I study ...      I don't study ...  
I work in/with/for ...      I don't work in/with/for ...

*I work in an office.*

b Work in pairs. Read your sentences to your partner. Can your partner guess which sentences are true and which are false?

*I work in an office.*

*I think that's true.*

*Yes, it is!*

Unit 5, Study & Practice 2, page 106





## Grammar focus 3

### Present simple questions (*I, you, we, they*)

- 1 5.6 Complete the questions with the verbs in the box. Listen and check.

go have live study work

- 1 Where do you live?
- 2 Do you \_\_\_\_\_ in the town centre?
- 3 Do you live in a house or a flat?
- 4 Who do you live with?
- 5 Do you \_\_\_\_\_ any children?
- 6 Do you \_\_\_\_\_ or study near your home?
- 7 Do you \_\_\_\_\_ to work or school by car?
- 8 Do you \_\_\_\_\_ English at school?

- 2 5.7 Listen to Mario answering questions 1–5. Underline his answers (a or b).

- 1 a in a big city                      4 a with my family  
b in a small town                  b with my wife
- 2 a Yes, I do.                        5 a Yes, I do.  
b No, I don't.                      b No, I don't.
- 3 a in a house  
b in a flat

#### GRAMMAR

##### Present simple questions

Do you **work** near home?  
Do they **have** any children?  
Where do you **live**?

##### Short answers

Yes, I **do**. (NOT Yes, I work.)  
No, I **don't**. (NOT No, I don't work.)

- 3 Write questions with *you* using the ideas in the box.

live alone	go to work or school at the weekend
work in an office	go to work or school by bus
have a car	work for a big company
study after work	have a big family

*Do you live alone?*

#### PRONUNCIATION

- 1 5.8 Listen to the questions. Notice that the pronunciation of **do** is weak.

*Do you live alone?* /dəjuː/

- 2 Practise saying the questions.

- 4 Work in pairs and take turns. Choose eight questions from exercises 1 and 3. Ask and answer the questions.

Unit 5, Study & Practice 3, page 106

# Task

## Present your personal profile



### Preparation Listening

- 1 5.9 Listen to Talya talking. Tick the things she talks about.

- her country
- her city
- her house/flat
- her job
- her favourite food
- her brothers/sisters
- her parents
- her grandparents



- 2a Complete the table with information about Talya.

1 age	26
2 country	
3 parents' home town	
4 town/city you live in now	<i>Istanbul</i>
5 people you live with	
6 job	
7 number of people in your family	
8 jobs of people in your family	

- b Listen again and check.

- 3 Listen again and tick the phrases you hear in the Useful language box.



## USEFUL LANGUAGE

### a Giving basic information about you

My name is ... and I'm (26/33 ... ).  
I'm from (Turkey/Japan ... ).  
I live in (Australia/the USA ... ) now.  
My parents are from (a small town / the capital city ... ).

### b Talking about your house/town/job

I live (with my family/alone).  
I live in (a flat/a house).  
I'm (an artist/a student/an engineer ... ).  
I study at university.  
I work (for a magazine / in a school / in an office ... ).  
I go to work by (bus/car).

### c Talking about your family / important people

My (brother's/sister's/father's/mother's) name is ...  
He's/She's (a student).  
They're (teachers).  
They work for a big company.

## Task Speaking

- 1a Make notes about your personal profile. Use the table in Preparation exercise 2a to help you. Ask your teacher for any words or phrases you need.
- b Divide your ideas into three parts and write a personal profile for you. Look at the Useful language box to help you.

> Useful language a–c

- 2 Work in groups and take turns. Present your personal profile.

## SHARE YOUR TASK

Practise presenting your personal profile.

Film/record yourself presenting your personal profile.

Share your film/recording with other students.