




Co-funded by the  
Erasmus+ Programme  
of the European Union



# LearnersMot

Motivating adult learners

Project N° 2017-1-ES01-KA204-038414

## Lesson 7

Learning how to learn

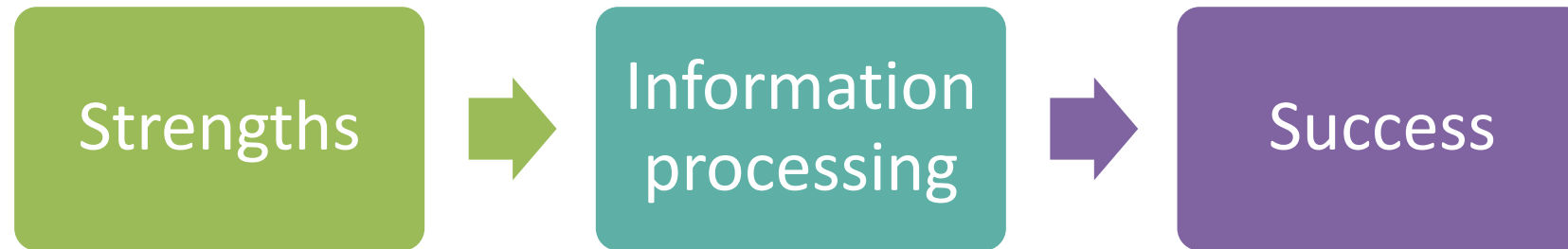
# What will we look at today?

---

- Learning styles (LSs) and their importance for the learning process
- LSs & their characteristics
- Techniques and tips
- Learning by Analogies

# Importance of LSs

---



# What type of learner am I?

---



- How you learn the best?
- Do you have any learning tips?

# The VARK Model

---

## **Visual (spacial)**

learners learn best by seeing

- ✓ Like visual representations
- ✓ Take detailed notes
- ✓ Look around when they loose interest
- ✓ Struggle with spoken directions

Source: Work Ready Training  
[www.workreadytraining.com.au](http://www.workreadytraining.com.au)

## **Auditory (aural)**

learners learn best by hearing

- ✓ Like listening to instructions and music
- ✓ Good at remembering discussions
- ✓ Good talkers and presenters
- ✓ Distracted by noises
- ✓ Read slowly

# The VARK Model (2)

---

## Reading/writing

learners learn best by reading and writing

- ✓ Like reading books
- ✓ Like writing lots of notes
- ✓ Like essay questions
- ✓ Disorganized presentations confuse them

Source: Work Ready Training  
[www.workreadytraining.com.au](http://www.workreadytraining.com.au)

## Kinesthetic (physical)

learners learn best by moving and doing

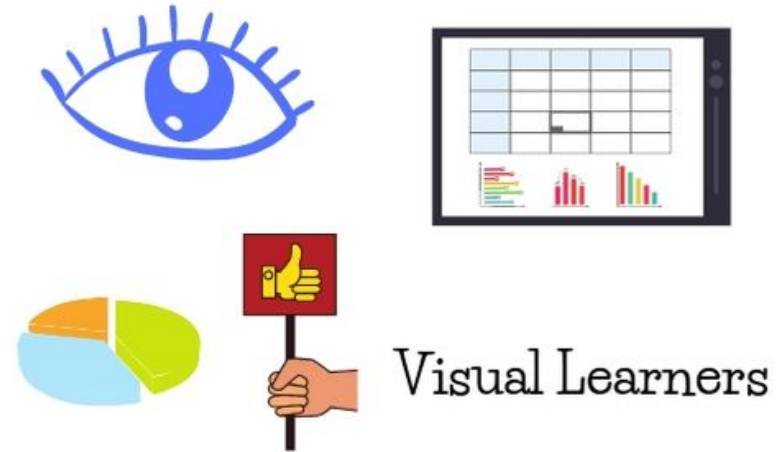
- ✓ Learn by doing, drawing, building
- ✓ Prefer movements
- ✓ Cannot stay still for a long time
- ✓ Loose concentration and are getting bored easier

# Visual Learners

---

- ✓ Use colors
- ✓ Draw reasoning
- ✓ Use gestures
- ✓ Posters
- ✓ Charts and graphs
- ✓ Draw the text

Source: Educationcorner.com



# Auditory Learners



- ✓ Audiobook
- ✓ Socratic Seminar
- ✓ Speeches
- ✓ Record notes
- ✓ Debates

Source: Educationcorner.com



# Reading/Writing Learners

---

- ✓ Handouts
- ✓ Written assignments, essays, readings
- ✓ Vocabulary stories
- ✓ Think, pair, share

Source: Educationcorner.com

## READING/WRITING



# Kinesthetic Learners



**kinaesthetic learner**

- ✓ Experiments
- ✓ Field trips
- ✓ Act it out
- ✓ Physical props
- ✓ Take a stand

Source: Educationcorner.com

# Learning by analogies

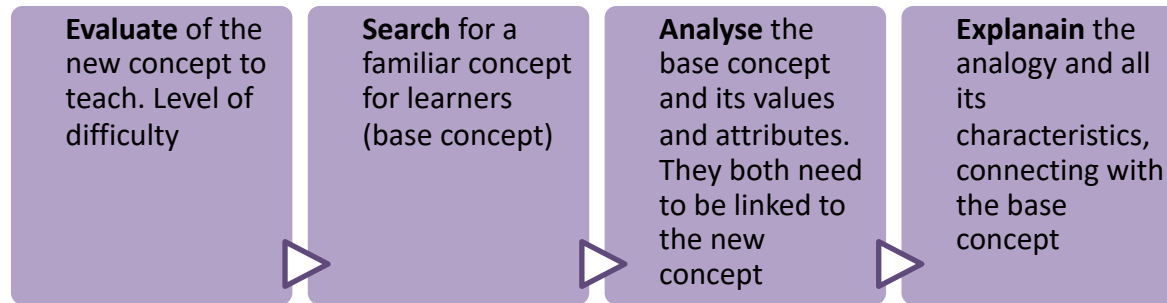


Figure 1: Gentner's model for learning by analogy process

- ✓ A good practice for teaching low-educated adults
- ✓ Connects “base concepts” (already known) to “new concepts”



# Bibliography

---

- GENTNER, D. (1983). *Structure-mapping. A theoretical framework for analogy*. Cognitive Science, 7, 155-170.
- Loveless, B. (n.d.). *Discover Your Learning Style - Comprehensive Guide on Different Learning Styles*. [online] Educationcorner.com. Available at: <https://www.educationcorner.com/learning-styles.html> [Accessed 22 Aug. 2019].
- Work Ready Training (2018). *Are you an auditory learner?*. [online] Workreadytraining.com.au. Available at: <https://www.workreadytraining.com.au/whats-your-learning-style-auditory-learner> [Accessed 22 Aug. 2019].
- Work Ready Training (2018). *Are you a read write learner?*. [online] Workreadytraining.com.au. Available at: <https://www.workreadytraining.com.au/whats-your-learning-style-read-write-learner> [Accessed 22 Aug. 2019].
- Work Ready Training (2018). *Are you a tactile learner?*. [online] Workreadytraining.com.au. Available at: <https://www.workreadytraining.com.au/whats-your-learning-style-tactile-learner> [Accessed 22 Aug. 2019].
- Work Ready Training (2018). *What's your learning style?*. [online] Workreadytraining.com.au. Available at: <https://www.workreadytraining.com.au/whats-your-learning-style-visual-learner> [Accessed 22 Aug. 2019].

# Thank you for your attention!

---

**Chara Triteou**

Project Manager



Eurosuccess Consulting Ltd

3 Makrasykas

Karyatides Business Centre (KBC), Office 202

2034 Strovolos, Nicosia

 +35722420110  [chara@eurosc.eu](mailto:chara@eurosc.eu)