


# Pocket Size Chapter Summaries Project



Dear Parents and Students,

We are going to be completing our first book report of the year! The children have been reading some great books and we are very excited to see what they come up with for this project. For this book report the students will be practicing the comprehension skill of summarizing and using their creativity. Since our current unit focuses on realistic fiction, each child needs to select a realistic fiction book on his/her level. They will read it and then complete the project.

First, begin reading the book. After completing each chapter please write a summary of the chapter. Next, draw and color your favorite part from the chapter.

## Directions:

- On an index card (3.5x5) please fold the bottom of the paper  $\frac{1}{4}$  inch to make a tab where you write the chapter number.
- The top side then gets folded down until it lines up with the crease from the tab. On the inside of the index card the students will write a 5-7 sentence summary of the chapter (may type as well).
- On the outside of the index card the students will draw and color their favorite scene from the chapter.

The students will continue this for each of the chapters in the book and paste them inside the file folder. We recommend that the students complete each summary and drawing at the conclusion of each chapter.

Next, on the front of the file folder please design a new book cover for your book.

## Directions:

- Include your name, the title, author's name and a drawing of your favorite scene of the book.
- The cover should be outlined and colored.


Please look at the examples and rubric to help you on this project. This project has two due dates. First, books need to be approved by their teacher by Monday, October 30<sup>th</sup> and the overall project is due: Monday, November 20<sup>th</sup>.

Thank you,


The Fourth Grade Team



## Examples of a pocket size summary file folders (inside).



## Example of Front cover (outside).





# Pocket Size Chapter Summaries Project Rubric

Requirement	Points
<u>The Summaries:</u> <ul style="list-style-type: none"><li>• All summaries are no less than 5 and/or no more than 7 sentences</li><li>• Writing is in your own words</li><li>• Only the most important events of the chapter are included</li><li>• Sentences are varied in style and length</li><li>• The use of "In this chapter", "This chapter is about", or "...and that's what happened in this chapter" is avoided completely.</li><li>• The writing has been corrected for spelling, grammar, and punctuation</li></ul>	-----/25 points
<u>The Pocket Size Pictures:</u> <ul style="list-style-type: none"><li>• Represent scenes or events from the chapters</li><li>• Are detailed and complete</li><li>• Pictures are neatly colored</li><li>• The entire covers of the matchbooks are covered with your art</li></ul>	-----/15 points
<u>The Cover:</u> <ul style="list-style-type: none"><li>• Depicts a visual that represents a main theme of the book</li><li>• Is detailed and complete</li><li>• Contains the title of the book and author</li><li>• Is neatly drawn and colored</li></ul>	-----/10 points
	Total-----/50

**Comments:**