

What's Your Status?

Help each person finish their status update by filling in the blanks with the correct word from the list below.



News Feed ▶

WORDS:

truck
app
exercise
year
trip
pollution
relaxed
before

Friends ▼



My aunt said she saved more than \$9,000 this year by riding DART instead of driving!



Time to kick ozone pollution to the curb. I'm riding today. Who's with me? Like



Dad is giving me his truck when I turn 16! He said it's like new since he rides DART so much!



Shout out to the nice man at Mockingbird Station who waited for me to exit the train before he tried to board.



I can tell mom took the train to work today. I've never seen her so relaxed. Best family dinner ever!



Just downloaded the GoPassSM app. Now I can buy my pass on my phone! Share this!



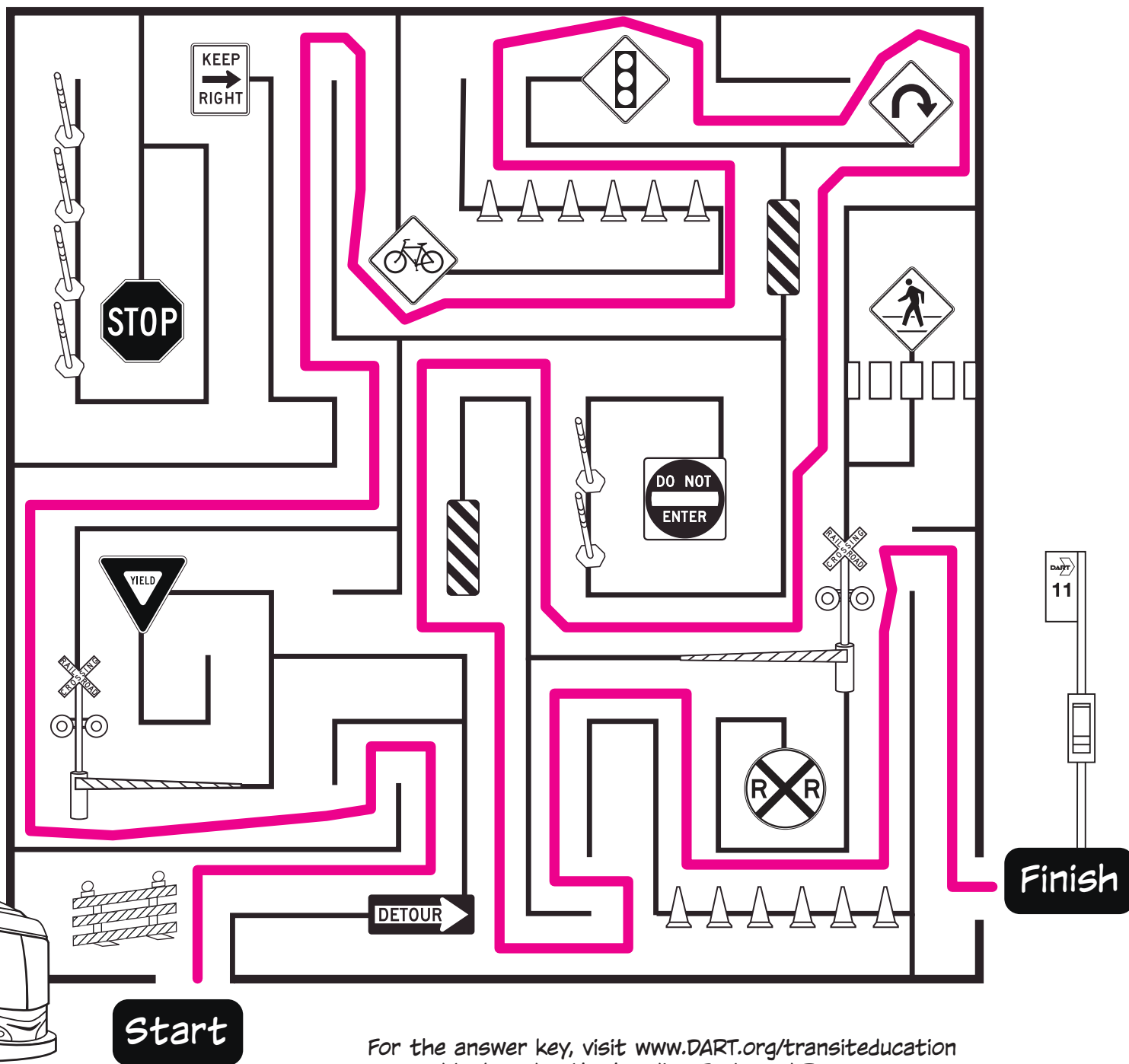
Way to go DART! Your online trip planner made getting to the circus so much easier!



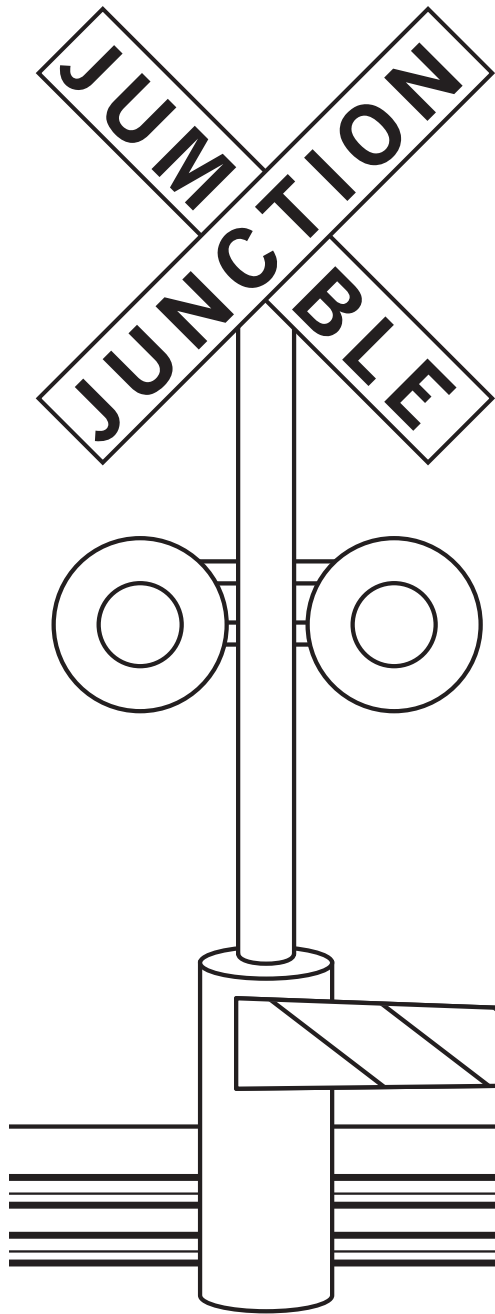
I ran to catch my bus today. Hooray for morning exercise !

Help this bus
get safely to
its destination.
As you make
your way through
the maze, be
sure to obey all
traffic signs and
watch out for
rail crossings.

Help this bus get safely to its destination. As you make your way through the maze, be sure to obey all traffic signs and watch out for rail crossings.



For the answer key, visit www.DART.org/transiteducation and look under the heading Tools and Resources.



DART Decoder!

Uh oh! Someone jumbled all the letters and words! Can you unscramble the words and put them in a sentence?

- | | |
|--------------|----------------|
| 1. CIGNITEX | 7. TRAD |
| 2. AWY | 8. SLUBES |
| 3. SAINTR | 9. NEDRIFLY |
| 4. EAFS | 10. KATE |
| 5. LEARIBEL | 11. PLEXORE |
| 6. RATEDVENU | 12. AFORDFABLE |

TAKE₁₀ DART₇ on an EXCITING₁ ADVENTURE₆!

DART₇ BUSES₈ and TRAINS₃ are the

AFFORDABLE₁₂, RELIABLE₅, SAFE₄ and

environmentally-FRIENDLY₉ WAY₂ to EXPLORE₁₁.

On Board for Bike Safety!



Monica's family takes their bikes on board buses and trains, and then they ride DART all over town! She is making a list of bike safety tips but needs your help. Can you fill in the blanks?

For the answer key, visit www.DART.org/transiteducation and look under the heading Tools and Resources.


1. Always wear a helmet that fits your head – not too big, not too small.
2. Wear the helmet flat on your head.
3. You should also wear knee and elbow pads.
4. Test your brakes before you ride.
5. Make sure you have enough air in your tires.
6. Always ride on the right side of the road.
7. If you fall off your bike, tell an adult right away.
8. Use proper hand signals to let others know when you are turning.
9. Make sure you know and obey all traffic laws.
10. At night, be sure to wear bright clothing.

The Wonderful World of Transportation!

Your mission: Find all 12 hidden words!



STATION
TRANSIT
YIELD
DESTINATION
MAP
MODE
CROSSWALK
MOTION
TRACKS
STOPLIGHT
TECHNOLOGY
MOBILE



For the answer key, visit www.DART.org/transiteducation and look under the heading Tools and Resources.