

La SOURCE

ANTIQUES ♦ DESIGN ♦ LIFESTYLE

FRENCH DESIGN HANDBOOK

10 step guide to French Interior Design...

FRENCH INTERIORS HAVE A CERTAIN 'JE NE SAIS QUOI'

Effortlessly chic, layered with history, and
always exuding a lived-in charm.

The secret?

A masterful blend of old and new.

Here's how to bring the magic home...

Aline & Susie



1. EMBRACE THE MIX

Forget matchy-matchy interiors!

French design is about confidence and contrast...
Think a gilded 18th-century mirror above a sleek modern console or rustic farmhouse chairs around a contemporary dining table.

The tension between eras is what creates interest and intrigue.

This reception room perfectly demonstrates the mixing of periods and how beautifully balanced and successful this is. Modern, mid century and classical pieces sharing the space; the proportions and limited colour palette work perfectly with the walls, floor, ceiling and two feature chairs in oyster tones then punctuated with the dark blue and elements of salmon pink. Masterful!



Image courtesy of Jean Louis Deniot

2. THE POWER OF PATINA

A timeworn finish tells a story...

Whether it's a sun-faded embroidered linen turned into curtains or a weathered pedestal table and aged pot with decades of history, imperfections are not flaws, they're character. Mixing hard and soft finishes give depth and interest.



3. INVEST IN STATEMENT ANTIQUES

A single extraordinary antique can anchor a room...

Consider a Louis XVI bergère chair, an oversized farmhouse table, a beautiful painted cabinet or an 18th century tapestry. These heirloom pieces add gravitas to any space.




4. ELEVATE EVERYDAY OBJECTS!



The French make even the most practical things beautiful...

Antique linens for the table, vintage silverware for breakfast, or a simple market basket for storage. Small touches make a big impact.



5. SEEK OUT UNIQUE FINDS

Skip the big department and furniture stores!

Hunt for treasures at brocantes, flea markets, and antique dealers.

A well-loved faience plate, a delicate embroidered sheet or vintage quilt can add far more personality than a mass-produced item.

And there is fun in the hunt!




6. LET THE SPACE BREATHE

French interiors aren't over-styled...

Leave room for negative space, natural light, and lived-in ease. A casually draped throw, an artfully layered bed, or a stack of antique books can make a home feel truly inviting.




7. MAKE IT PERSONAL



The most beautiful homes are filled with meaning...

Family heirlooms, flea market discoveries, or art that sparks joy.

French design isn't about perfection; it's about individuality, confidence and personality.



8. INCORPORATE ARCHITECTURAL DETAILS

Enhance your space with elements like decorative cornicing, wall panelling, or ceiling medallions. These features add depth and a touch of classic French elegance to any room.



Image courtesy of Jean Louis Deniot


9. USE MIRRORS STRATEGICALLY

Amplify the light!

Mirrors not only amplify light but also create an illusion of space. Opt for vintage or gilded frames to add a French flair and position them to reflect natural light or beautiful views.



Image courtesy of Jean Louis Deniot



10.ILLUMINATE WITH FRENCH INSPIRED LIGHTING

*Lighting plays a pivotal role in
French interiors...*

Opt for fixtures that exude elegance, charm or wit, define your style with chandeliers, wall sconces, table lamps or pendant lights. A sculptural floor lamp for function can also be used as a bold statement. These pieces not only provide illumination for tasks or ambiance but also serve as defining your decorative language.



OUR WORLD

A few of our favourite places!

PARIS

FLEA MARKETS:

Le Puces de St Ouen

www.pucesdeparissaintouen.com

Foire de Chatou

www.foiredechatou.com

BOUTIQUES, ATELIERS, GALLERIES & MUSEUMS:

Antoinette Poisson

www.antoINETTEpoisson.com

Cordelias coffee & flower shop

www.coffeeflowershop.com

Passementerie Verrier

www.passementerie-verrier.com

A la Providence

www.alaprovidence.com

Soubrier

www.soubrier.com

Sennelier

www.sennelier-colors.com

La SOURCE

Yveline Antiques

www.yveline-antiquites.com

Gallery Laura Gomez

www.lauragonzalez.fr

Pierre Yavonavitch

www.pierreyovanovitch.com

Gallery MAY

www.galerie-may.fr

Galerie Le Febvre

www.galerielefebvre.com

Atelier Alain Ellouz

www.atelier-alain-ellouz.com

Musee de Montmatre

www.museedemontmartre.fr

Petit Palais

www.petitpalais.paris.fr

Musee Delacroix

www.musee-delacroix.fr

Musee Moyenage

www.musee-moyenage.fr

Musee Jacquemart Andre

www.musee-jacquemart-andre.com

OUR WORLD PROVENCE

FLEA MARKETS

L'Isle-sur-la-Sorgue

Avignon Antiques

Many small markets are held throughout the week in various towns & villages including food markets and clothing etc

SOME OF OUR FAVOURITE VILLAGES & TOWNS

Oppède Le Vieux

Eygalières

Laurin

Bonnieur

Apt

Ansouis

Gordes

Goult

Lourmarin

Menerbes

Lacoste

lauris

Saignon

St Remy de Provence

Roussillon

Aix en Provence

Avignon

TEXTILES

Souleiado

www.souleiado.com

Olivades

www.olivades.fr

Aurore Pelisson

Textile artist

www.aurorepelisson.com

La SOURCE

ARTISANS

Jamie Beck - photographer and visual artist

Joel-Noel Peignon - ceramicist

Judith Philibert - ceramicist

Margotulle Atelier - straw hat makers

Atelier Vime - curated antiques and Maison collection

Ouvrage - Provence baskets

Arts de Fronze - pottery

Organic sculpture - wood furniture & sculptures



Image courtesy of Jamie Beck



La SOURCE

Ready to embark on your own
creative design journey?

Join us for unforgettable antiquing
and design **adventures** in France.

Aline & Susie

www.sourceantiquesfrance.com